

Bathurst Race 1 Distance 1730m

Wednesday, 14 May 2025



Gross Time: 2:07.00 MileRate: 1:58.20 LeadTime: 8.40s First Qtr: 30.90s Second Qtr: 31.70s Third Qtr: 28.10s Fourth Qtr: 27.90s

DATA TABLE: 800 / 400 Posi's are position from leader and (how wide the horse was at that position)

NoHorse	Plc	Mar	800 Posi	400 Posi	Time	3rd Qtr	4th Qt
9 Flash Azarat	1	0.0m	4.6m (0)	4.6m (0)	2:07.00	28.10s	27.58s
1 Seaside	2	0.2m	0.0m (0)	0.0m (0)	2:07.01	28.10s	27.91s
10 Fifty Three Stars	3	3.6m	9.7m (0)	9.2m (0)	2:07.26	28.06s	27.52s
5 A True Love	4	4.6m	14.3m (0)	13.2m (0)	2:07.34	28.02s	27.32s
7 Tulhurst Partygirl	5	9.6m	13.9m (1)	8.1m (2)	2:07.70	27.69s	28.04s
6 Tasbmiki	6	10.1m	9.6m (1)	3.7m (1)	2:07.74	27.69s	28.38s
8 Sweet Nate	7	10.2m	19.3m (1)	9.5m (3)	2:07.75	27.41s	27.99s
3 Ultimate Cookie	8	12.6m	18.3m (0)	17.8m (0)	2:07.92	28.06s	27.58s
4 Air Born	9	18.7m	22.9m (0)	14.7m (1)	2:08.37	27.52s	28.25s
2 Zaras Special	10	173.6m	108.8m (0)	114.4m (0)	2:19.74	28.46s	32.68s

Finish Position and metres gained

First Arrow shows distance gain/loss from 2nd Qtr to 3rd Qtr,
Second Arrow shows distance gain/loss from 3rd Qtr to Finish
Blue arrow indicates best gain in these quarters.



Bathurst Race 2 Distance 2260m

Wednesday, 14 May 2025

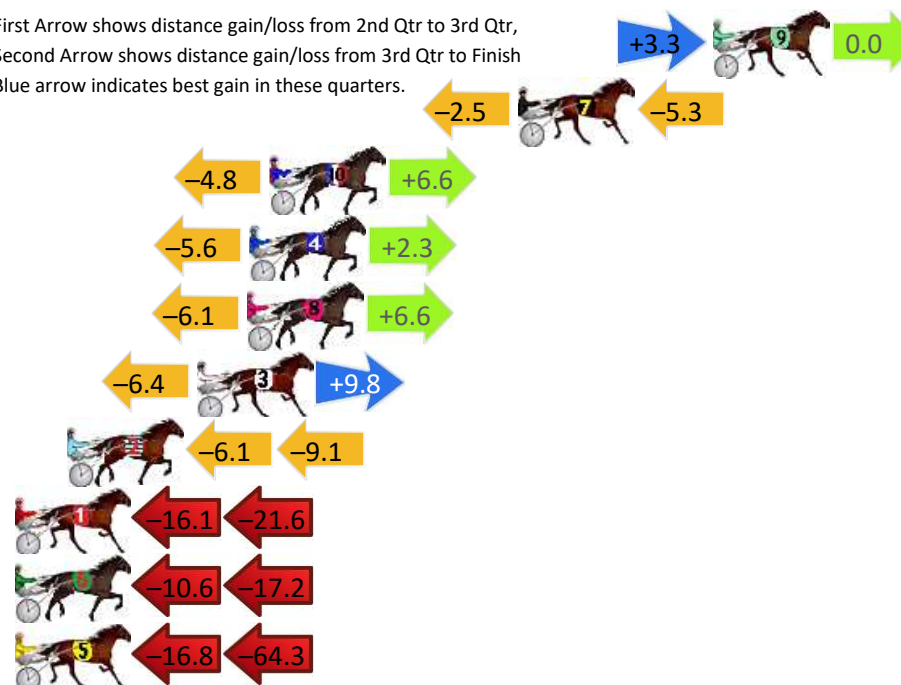
Gross Time: 2:46.50 MileRate: 1:58.60 LeadTime: 46.00s First Qtr: 31.80s Second Qtr: 30.10s Third Qtr: 28.50s Fourth Qtr: 30.10s

DATA TABLE: 800 / 400 Posi's are position from leader and (how wide the horse was at that position)


NoHorse	Plc	Mar	800 Posi	400 Posi	Time	3rd Qtr	4th Qt
9 Rowdy Shannon	1	0.0m	3.3m (1)	0.0m (1)	2:46.50	28.27s	30.10s
7 Excess Vitality	2	7.8m	0.0m (0)	2.5m (0)	2:47.11	28.68s	30.53s
10 Tenminutes	3	17.8m	19.6m (1)	24.4m (2)	2:47.90	28.89s	29.72s
4 Playboi Roy	4	18.6m	15.3m (0)	20.9m (1)	2:47.97	28.94s	30.05s
8 Stay Foolish	5	18.7m	19.2m (0)	25.3m (1)	2:47.97	28.98s	29.73s
3 Uncle Tony	6	20.7m	24.1m (1)	30.5m (2)	2:48.13	29.01s	29.51s
2 Tearin Up The Sand	7	25.9m	10.7m (0)	16.8m (0)	2:48.54	28.96s	30.92s
1 Delightful Star	8	43.9m	6.2m (0)	22.3m (0)	2:49.96	29.68s	31.94s
6 Know The Score	9	51.5m	23.7m (0)	34.3m (0)	2:50.56	29.32s	31.66s
5 Sharper Memory	10	95.6m	14.5m (1)	31.3m (1)	2:54.04	29.75s	35.36s

Finish Position and metres gained

First Arrow shows distance gain/loss from 2nd Qtr to 3rd Qtr,
Second Arrow shows distance gain/loss from 3rd Qtr to Finish
Blue arrow indicates best gain in these quarters.



Visual positions in race at 2nd Quarter



Visual positions in race at 3rd Quarter

Bathurst Race 3 Distance 1730m

Wednesday, 14 May 2025


Gross Time: 2:05.50 MileRate: 1:56.80 LeadTime: 8.00s First Qtr: 29.20s Second Qtr: 31.40s Third Qtr: 28.80s Fourth Qtr: 28.10s

DATA TABLE: 800 / 400 Posi's are position from leader and (how wide the horse was at that position)

No	Horse	Plc	Mar	800 Posi	400 Posi	Time	3rd Qtr	4th Qt
2	The Swift One	1	0.0m	4.8m (0)	4.5m (0)	2:05.50	28.78s	27.78s
10	Auntie Lou	2	2.7m	0.0m (0)	0.0m (0)	2:05.70	28.80s	28.30s
6	Rikibreal	3	5.7m	5.5m (1)	1.4m (1)	2:05.92	28.51s	28.42s
9	Dolly Rocket	4	6.3m	9.9m (1)	5.9m (1)	2:05.97	28.51s	28.15s
1	Tisbury Rocks	5	7.9m	8.9m (0)	9.6m (0)	2:06.08	28.84s	28.00s
4	The Rogue I Am	6	8.3m	13.4m (0)	13.6m (0)	2:06.11	28.80s	27.75s
7	Olivia Shannon	7	10.4m	18.9m (1)	15.0m (1)	2:06.27	28.51s	27.81s
5	Shes Some Lexy	8	12.0m	17.3m (0)	18.1m (0)	2:06.39	28.84s	27.71s
3	Hall Cash	9	12.1m	14.4m (1)	11.0m (1)	2:06.39	28.55s	28.21s
8	Time To Torque	10	15.9m	23.3m (1)	19.0m (1)	2:06.67	28.47s	27.93s

Finish Position and metres gained

First Arrow shows distance gain/loss from 2nd Qtr to 3rd Qtr,
Second Arrow shows distance gain/loss from 3rd Qtr to Finish
Blue arrow indicates best gain in these quarters.



800

Visual positions in race at 2nd Quarter



400

Visual positions in race at 3rd Quarter



Powered by



Harness Analyser

Sectional Analysis Software

Not just form | Free Trial

www.facebook.com/PJHarnessRacing



RISE Digital, Harness Racing Australia nor the provider accepts any responsibility for the completeness or accuracy of any of the information contained herein, and makes no representations about its suitability for any particular purpose. Users should make their own judgements about those matters and/or seek independent advice. You assume all risks associated with use of data provided on this page

Bathurst Race 4 Distance 2260m

Wednesday, 14 May 2025


Gross Time: 2:42.40 MileRate: 1:55.70 LeadTime: 46.70s First Qtr: 29.90s Second Qtr: 28.50s Third Qtr: 28.20s Fourth Qtr: 29.10s

DATA TABLE: 800 / 400 Posi's are position from leader and (how wide the horse was at that position)

No	Horse	Plc	Mar	800 Posi	400 Posi	Time	3rd Qtr	4th Qt
8	Fashion Icon	1	0.0m	0.4m (1)	0.0m (0)	2:42.40	28.17s	29.10s
1	Kick The Switch	2	10.2m	4.6m (0)	9.0m (0)	2:43.18	28.52s	29.24s
11	Alwaysbminnie	3	13.5m	19.8m (1)	13.5m (2)	2:43.43	27.77s	29.17s
2	McLean	4	15.2m	11.3m (1)	13.5m (0)	2:43.56	28.37s	29.30s
4	Terryrama	5	17.6m	15.8m (1)	16.6m (1)	2:43.74	28.27s	29.26s
12	Eric The Kicker	6	20.7m	24.1m (1)	17.4m (2)	2:43.98	27.75s	29.44s
6	Lucky Punt	7	21.8m	20.0m (0)	20.5m (1)	2:44.06	28.26s	29.30s
10	Road To Recovery	8	26.6m	16.0m (0)	24.2m (0)	2:44.43	28.80s	29.41s
7	Please Dont Ask	9	30.7m	24.5m (0)	21.4m (2)	2:44.74	28.00s	29.92s
5	Beachride	10	32.1m	0.0m (0)	4.5m (0)	2:44.85	28.52s	31.23s
3	Chelseas Girl	11	39.8m	6.7m (1)	12.1m (1)	2:45.44	28.59s	31.28s
9	Layla Shannon	12	56.9m	12.0m (0)	19.7m (0)	2:46.74	28.76s	32.04s

Finish Position and metres gained

First Arrow shows distance gain/loss from 2nd Qtr to 3rd Qtr,
Second Arrow shows distance gain/loss from 3rd Qtr to Finish
Blue arrow indicates best gain in these quarters.



800

Visual positions in race at 2nd Quarter



400

Visual positions in race at 3rd Quarter



Powered by



Harness Analyser

Sectional Analysis Software

Not just form | Free Trial

www.facebook.com/PJHarnessRacing



RISE Digital, Harness Racing Australia nor the provider accepts any responsibility for the completeness or accuracy of any of the information contained herein, and makes no representations about its suitability for any particular purpose. Users should make their own judgements about those matters and/or seek independent advice. You assume all risks associated with use of data provided on this page

Bathurst Race 5 Distance 1730m

Wednesday, 14 May 2025

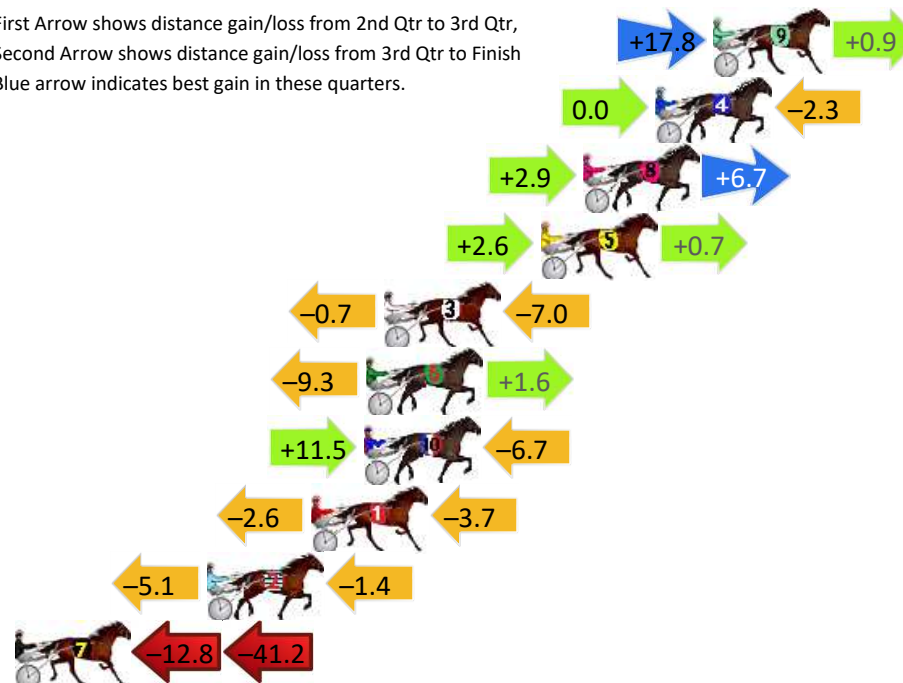
Gross Time: 2:01.90 MileRate: 1:53.40 LeadTime: 8.60s First Qtr: 27.10s Second Qtr: 29.20s Third Qtr: 28.00s Fourth Qtr: 29.00s

DATA TABLE: 800 / 400 Posi's are position from leader and (how wide the horse was at that position)

NoHorse	Plc	Mar	800 Posi	400 Posi	Time	3rd Qtr	4th Qt
9 Royal Cruiser	1	0.0m	18.7m (2)	0.9m (1)	2:01.90	26.76s	28.94s
4 Our Goat	2	2.3m	0.0m (0)	0.0m (0)	2:02.08	28.00s	29.18s
8 Cassius Deck	3	5.2m	14.8m (1)	11.9m (2)	2:02.30	27.81s	28.56s
5 Saint Emilion	4	6.9m	10.2m (1)	7.6m (1)	2:02.43	27.83s	28.99s
3 Bushy Beach	5	13.2m	5.5m (0)	6.2m (0)	2:02.90	28.06s	29.56s
6 Saint Veran	6	13.9m	6.2m (1)	15.5m (2)	2:02.96	28.67s	28.96s
10 Hes Chiming	7	14.0m	18.8m (1)	7.3m (2)	2:02.97	27.21s	29.55s
1 Kadar	8	16.1m	9.8m (0)	12.4m (0)	2:03.13	28.20s	29.35s
2 Drive To The Beach	9	20.3m	13.8m (0)	18.9m (3)	2:03.44	28.38s	29.20s
7 Mighty Flying Art	10	56.2m	2.2m (1)	15.0m (1)	2:06.18	28.91s	32.22s

Finish Position and metres gained

First Arrow shows distance gain/loss from 2nd Qtr to 3rd Qtr, Second Arrow shows distance gain/loss from 3rd Qtr to Finish Blue arrow indicates best gain in these quarters.



800

Visual positions in race at 2nd Quarter



400

Visual positions in race at 3rd Quarter



Powered by



Harness Analyser

Sectional Analysis Software

Not just form | Free Trial

www.facebook.com/PJHarnessRacing



RISE Digital, Harness Racing Australia nor the provider accepts any responsibility for the completeness or accuracy of any of the information contained herein, and makes no representations about its suitability for any particular purpose. Users should make their own judgements about those matters and/or seek independent advice. You assume all risks associated with use of data provided on this page

Bathurst Race 6 Distance 2260m

Wednesday, 14 May 2025


Gross Time: 2:42.60 MileRate: 1:55.80 LeadTime: 47.60s First Qtr: 29.90s Second Qtr: 29.60s Third Qtr: 28.20s Fourth Qtr: 27.30s

DATA TABLE: 800 / 400 Posi's are position from leader and (how wide the horse was at that position)

NoHorse	Plc	Mar	800 Posi	400 Posi	Time	3rd Qtr	4th Qt
4 Glitter Aint Gold	1	0.0m	0.0m (0)	0.0m (0)	2:42.60	28.20s	27.30s
9 Novanta Rising	2	18.0m	7.7m (0)	8.1m (0)	2:43.89	28.22s	28.03s
1 Rebounder	3	19.1m	4.0m (0)	4.1m (0)	2:43.97	28.20s	28.39s
5 Art Of Terror	4	27.0m	13.0m (1)	12.8m (2)	2:44.54	28.17s	28.36s
10 Better Shush	5	27.8m	12.0m (0)	12.8m (0)	2:44.60	28.24s	28.42s
6 Bettors Hope	6	32.0m	20.6m (0)	22.6m (0)	2:44.90	28.32s	28.04s
12 Studleigh Melise	7	34.1m	16.0m (0)	18.0m (0)	2:45.05	28.32s	28.51s
7 Alwaysbmypony	8	36.1m	24.5m (0)	26.7m (0)	2:45.19	28.32s	28.05s
11 Hunter Shannon	9	39.2m	17.0m (1)	20.0m (1)	2:45.42	28.39s	28.74s
13 Platinum Jewel	10	41.9m	21.5m (1)	24.7m (1)	2:45.61	28.39s	28.61s
3 Dark Terror	11	52.0m	8.7m (1)	13.9m (1)	2:46.34	28.55s	30.08s
2 Pops Legacy	12	53.7m	4.4m (1)	9.6m (1)	2:46.46	28.55s	30.50s

Finish Position and metres gained

First Arrow shows distance gain/loss from 2nd Qtr to 3rd Qtr,
Second Arrow shows distance gain/loss from 3rd Qtr to Finish
Blue arrow indicates best gain in these quarters.



800

Visual positions in race at 2nd Quarter



400

Visual positions in race at 3rd Quarter



Powered by



Harness Analyser

Sectional Analysis Software

Not just form | Free Trial

www.facebook.com/PJHarnessRacing



RISE Digital, Harness Racing Australia nor the provider accepts any responsibility for the completeness or accuracy of any of the information contained herein, and makes no representations about its suitability for any particular purpose. Users should make their own judgements about those matters and/or seek independent advice. You assume all risks associated with use of data provided on this page

Bathurst Race 7 Distance 1730m

Wednesday, 14 May 2025




Gross Time: 2:06.90 MileRate: 1:58.10 LeadTime: 8.30s First Qtr: 30.00s Second Qtr: 30.50s Third Qtr: 29.70s Fourth Qtr: 28.40s

DATA TABLE: 800 / 400 Posi's are position from leader and (how wide the horse was at that position)

No	Horse	Plc	Mar	800 Posi	400 Posi	Time	3rd Qtr	4th Qt
1	Aurora Mighty Rob	1	0.0m	6.0m (0)	5.0m (0)	2:06.90	29.62s	28.04s
2	Californiaprincess	2	0.2m	0.0m (0)	0.0m (0)	2:06.91	29.70s	28.41s
6	Alert Bay	3	6.5m	6.4m (1)	3.6m (1)	2:07.38	29.49s	28.62s
4	Thereshewas	4	13.9m	10.7m (1)	8.0m (1)	2:07.94	29.49s	28.86s
9	Rocknroll Bling	5	20.9m	10.3m (0)	9.4m (0)	2:08.46	29.62s	29.28s
8	Always Be Lucky	6	37.8m	20.5m (1)	12.7m (2)	2:09.72	29.11s	30.30s
7	Navie Jo	7	45.3m	15.0m (1)	13.0m (1)	2:10.28	29.53s	30.84s
3	Rocky Road Star	8	55.4m	33.6m (0)	36.6m (0)	2:11.03	29.86s	29.89s
5	Free Delivery	9	60.9m	15.2m (0)	16.6m (0)	2:11.44	29.78s	31.74s

Finish Position and metres gained

First Arrow shows distance gain/loss from 2nd Qtr to 3rd Qtr,
Second Arrow shows distance gain/loss from 3rd Qtr to Finish
Blue arrow indicates best gain in these quarters.



Bathurst Race 8 Distance 1730m

Wednesday, 14 May 2025



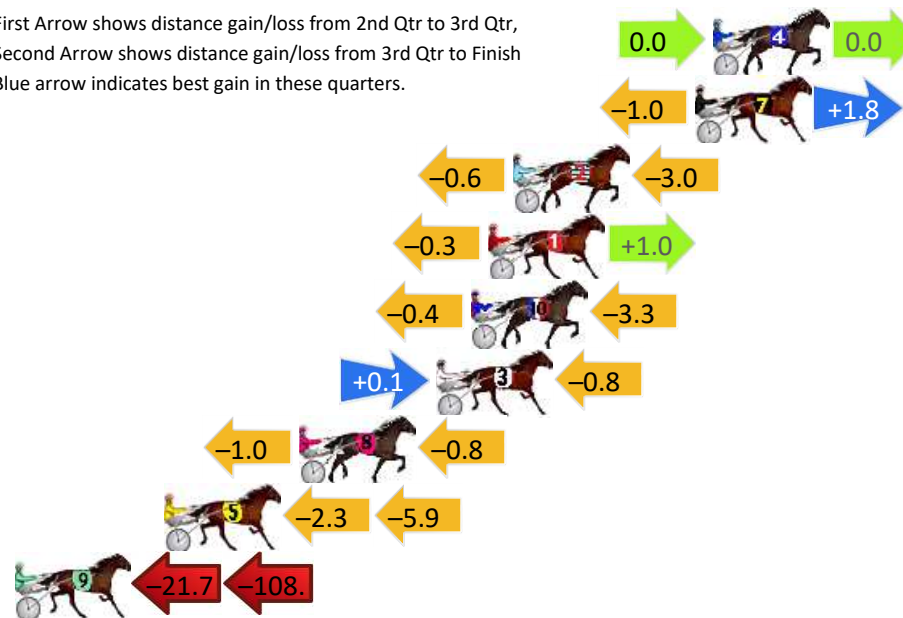
Gross Time: 2:08.30 MileRate: 1:59.30 LeadTime: 8.40s First Qtr: 30.40s Second Qtr: 31.40s Third Qtr: 29.10s Fourth Qtr: 29.00s

DATA TABLE: 800 / 400 Posi's are position from leader and (how wide the horse was at that position)

No	Horse	Plc	Mar	800 Posi	400 Posi	Time	3rd Qtr	4th Qt
4	Mother Was A Mudda	1	0.0m	0.0m (0)	0.0m (0)	2:08.30	29.10s	29.00s
7	Reveille Jet	2	0.7m	1.5m (1)	2.5m (1)	2:08.35	29.17s	28.87s
2	Dixie Shannon	3	8.0m	4.4m (0)	5.0m (0)	2:08.91	29.14s	29.25s
1	Secret Reason	4	9.0m	9.7m (0)	10.0m (0)	2:08.98	29.12s	28.96s
10	The Heats On Lexy	5	9.7m	6.0m (1)	6.4m (1)	2:09.04	29.13s	29.28s
3	Lucky In America	6	11.1m	10.4m (1)	10.3m (1)	2:09.14	29.09s	29.10s
8	Chasin You	7	16.6m	14.8m (1)	15.8m (1)	2:09.56	29.17s	29.12s
5	Miss Pippa	8	22.0m	13.8m (0)	16.1m (0)	2:09.97	29.26s	29.51s
9	Our Big Bee	9	322.1m	192.4m (0)	214.1m (0)	2:32.81	30.64s	38.05s

Finish Position and metres gained

First Arrow shows distance gain/loss from 2nd Qtr to 3rd Qtr,
Second Arrow shows distance gain/loss from 3rd Qtr to Finish
Blue arrow indicates best gain in these quarters.



Bathurst Race 9 Distance 1730m

Wednesday, 14 May 2025


Gross Time: 2:09.10 MileRate: 2:00.10 LeadTime: 8.00s First Qtr: 30.40s Second Qtr: 32.40s Third Qtr: 30.20s Fourth Qtr: 28.10s

DATA TABLE: 800 / 400 Posi's are position from leader and (how wide the horse was at that position)

No	Horse	Plc	Mar	800 Posi	400 Posi	Time	3rd Qtr	4th Qt
1	Something For Lexy	1	0.0m	8.3m (0)	8.3m (0)	2:09.10	30.18s	27.50s
7	Hazza Is Watching	2	2.0m	0.0m (0)	0.0m (0)	2:09.25	30.20s	28.25s
4	Zachary Shannon	3	5.5m	4.3m (0)	4.4m (0)	2:09.51	30.20s	28.19s
6	Bellaganoosh	4	7.1m	3.6m (1)	1.9m (1)	2:09.62	30.07s	28.48s
10	Alta Downs	5	7.1m	12.7m (1)	10.8m (1)	2:09.62	30.03s	27.84s
5	Hooked On Winning	6	8.9m	21.7m (1)	19.6m (1)	2:09.76	29.99s	27.34s
2	Uncle Sporty	7	9.6m	8.4m (1)	6.9m (1)	2:09.81	30.07s	28.31s
3	Helens Boy	8	10.5m	17.6m (0)	18.2m (0)	2:09.88	30.20s	27.56s
8	Lucky Zara	9	11.5m	16.9m (1)	15.2m (1)	2:09.95	30.03s	27.85s
9	Rose Of Juliana	10	14.2m	12.8m (0)	13.3m (0)	2:10.15	30.20s	28.19s


Finish Position and metres gained

First Arrow shows distance gain/loss from 2nd Qtr to 3rd Qtr,
Second Arrow shows distance gain/loss from 3rd Qtr to Finish
Blue arrow indicates best gain in these quarters.



800

Visual positions in race at 2nd Quarter



400

Visual positions in race at 3rd Quarter