

Penrith Race 1 Distance 1720m

Thursday, 15 May 2025

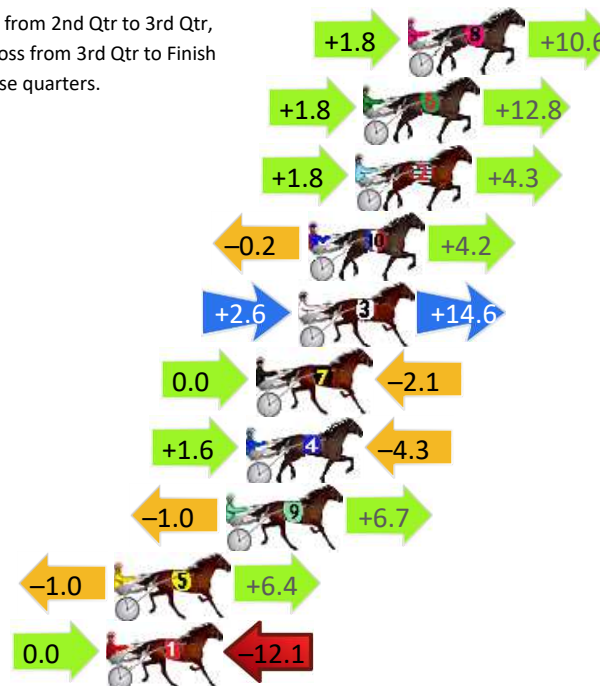
Gross Time: 2:04.60 MileRate: 1:56.60 LeadTime: 7.60s First Qtr: 29.40s Second Qtr: 29.20s Third Qtr: 28.60s Fourth Qtr: 29.80s

DATA TABLE: 800 / 400 Posi's are position from leader and (how wide the horse was at that position)

No	Horse	Plc	Mar	800 Posi	400 Posi	Time	3rd Qtr	4th Qt
8	Bara Riley	1	0.0m	12.4m (1)	10.6m (2)	2:04.60	28.49s	29.01s
6	Charlies Ace	2	1.8m	16.4m (1)	14.6m (2)	2:04.74	28.49s	28.85s
2	The Best Of You	3	2.1m	8.2m (1)	6.4m (1)	2:04.76	28.48s	29.48s
10	Consider It Done	4	4.0m	8.0m (0)	8.2m (0)	2:04.91	28.62s	29.49s
3	Crackabrie	5	4.4m	21.6m (1)	19.0m (2)	2:04.94	28.43s	28.72s
7	Crown Mojo	6	6.1m	4.0m (0)	4.0m (0)	2:05.08	28.60s	29.96s
4	Smirks Lika Boss	7	6.5m	3.8m (1)	2.2m (1)	2:05.11	28.48s	30.12s
9	Little Cessna	8	7.3m	13.0m (0)	14.0m (1)	2:05.17	28.68s	29.30s
5	Diletto	9	11.8m	17.2m (0)	18.2m (1)	2:05.52	28.68s	29.33s
1	Silent Reaction	10	12.1m	0.0m (0)	0.0m (0)	2:05.54	28.58s	30.70s

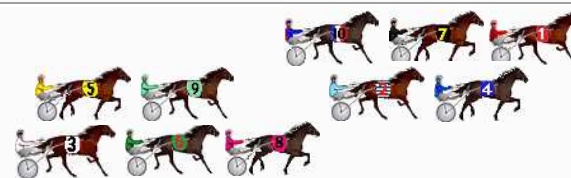
Finish Position and metres gained

First Arrow shows distance gain/loss from 2nd Qtr to 3rd Qtr,
Second Arrow shows distance gain/loss from 3rd Qtr to Finish
Blue arrow indicates best gain in these quarters.



800

Visual positions in race at 2nd Quarter



400

Visual positions in race at 3rd Quarter



Powered by



Harness Analyser

Sectional Analysis Software

Not just form | Free Trial

www.facebook.com/PJHarnessRacing



RISE Digital, Harness Racing Australia nor the provider accepts any responsibility for the completeness or accuracy of any of the information contained herein, and makes no representations about its suitability for any particular purpose. Users should make their own judgements about those matters and/or seek independent advice. You assume all risks associated with use of data provided on this page

Penrith Race 2 Distance 1720m

Thursday, 15 May 2025

Gross Time: 2:03.10

MileRate: 1:55.20

LeadTime: 7.50s

First Qtr: 28.70s

Second Qtr: 29.10s

Third Qtr: 28.60s


Fourth Qtr: 29.20s

DATA TABLE: 800 / 400 Posi's are position from leader and (how wide the horse was at that position)

No	Horse	Plc	Mar	800 Posi	400 Posi	Time	3rd Qtr	4th Qt
3	Lookin Good Margie	1	0.0m	8.0m (0)	5.6m (2)	2:03.10	28.43s	28.79s
5	Nitro Danny	2	2.5m	5.2m (1)	0.0m (1)	2:03.29	28.22s	29.38s
8	Dynamites Best	3	14.3m	9.6m (1)	11.6m (3)	2:04.20	28.74s	29.40s
4	Longtan Viper	4	17.0m	1.2m (1)	5.8m (1)	2:04.40	28.92s	30.01s
10	Blisses Best	5	18.0m	17.6m (1)	21.2m (2)	2:04.48	28.86s	28.97s
6	Dashing Cheddar	6	18.0m	12.0m (0)	12.2m (2)	2:04.48	28.61s	29.62s
1	Bellrivergirl	7	26.5m	4.0m (0)	11.4m (1)	2:05.13	29.12s	30.30s
9	Lockitineddy	8	31.4m	13.6m (1)	16.8m (3)	2:05.50	28.82s	30.26s
7	What For	9	34.6m	17.2m (0)	18.6m (0)	2:05.75	28.69s	30.36s
2	Epic Ernie	10	48.0m	0.0m (0)	9.4m (0)	2:06.78	29.25s	32.00s

Finish Position and metres gained

First Arrow shows distance gain/loss from 2nd Qtr to 3rd Qtr,
Second Arrow shows distance gain/loss from 3rd Qtr to Finish
Blue arrow indicates best gain in these quarters.



800

Visual positions in race at 2nd Quarter



400

Visual positions in race at 3rd Quarter



Powered by



Harness Analyser

Sectional Analysis Software

Not just form | Free Trial

www.facebook.com/PJHarnessRacing



RISE Digital, Harness Racing Australia nor the provider accepts any responsibility for the completeness or accuracy of any of the information contained herein, and makes no representations about its suitability for any particular purpose. Users should make their own judgements about those matters and/or seek independent advice. You assume all risks associated with use of data provided on this page

Penrith Race 3 Distance 2125m

Thursday, 15 May 2025

Gross Time: 2:34.00 MileRate: 1:56.60 LeadTime: 36.50s First Qtr: 29.10s Second Qtr: 28.50s Third Qtr: 28.90s Fourth Qtr: 31.00s

DATA TABLE: 800 / 400 Posi's are position from leader and (how wide the horse was at that position)

NoHorse	Plc	Mar	800 Posi	400 Posi	Time	3rd Qtr	4th Qt
9 Maid Of Money	1	0.0m	15.4m (1)	17.2m (3)	2:34.00	29.08s	29.67s
2 Grey Cadillac	2	2.6m	0.0m (0)	0.0m (0)	2:34.21	28.89s	31.20s
3 Desiderio	3	5.1m	4.6m (0)	7.0m (1)	2:34.41	29.08s	30.85s
1 Polka Delight	4	6.1m	8.8m (0)	11.0m (0)	2:34.49	29.08s	30.62s
7 Rocksie Rock	5	7.2m	12.6m (0)	15.4m (0)	2:34.58	29.13s	30.37s
4 A Vapar Storm	6	12.1m	6.2m (1)	10.2m (2)	2:34.98	29.19s	31.15s
5 Timely Sovereign	7	12.4m	19.4m (1)	21.2m (1)	2:35.01	29.06s	30.32s
8 Whereishe	8	13.1m	10.6m (1)	14.4m (2)	2:35.06	29.19s	30.90s
6 Lynnsanity	9	14.3m	18.8m (0)	22.0m (0)	2:35.16	29.16s	30.41s

Finish Position and metres gained

First Arrow shows distance gain/loss from 2nd Qtr to 3rd Qtr,
Second Arrow shows distance gain/loss from 3rd Qtr to Finish
Blue arrow indicates best gain in these quarters.



800

Visual positions in race at 2nd Quarter



400

Visual positions in race at 3rd Quarter



Powered by



Harness Analyser

Sectional Analysis Software

Not just form | Free Trial

www.facebook.com/PJHarnessRacing



RISE Digital, Harness Racing Australia nor the provider accepts any responsibility for the completeness or accuracy of any of the information contained herein, and makes no representations about its suitability for any particular purpose. Users should make their own judgements about those matters and/or seek independent advice. You assume all risks associated with use of data provided on this page

Penrith Race 4 Distance 1720m

Thursday, 15 May 2025


Gross Time: 2:02.10 MileRate: 1:54.20 LeadTime: 7.50s First Qtr: 28.20s Second Qtr: 29.40s Third Qtr: 28.20s Fourth Qtr: 28.80s

DATA TABLE: 800 / 400 Posi's are position from leader and (how wide the horse was at that position)

No	Horse	Plc	Mar	800 Posi	400 Posi	Time	3rd Qtr	4th Qt
9	Aureus	1	0.0m	8.0m (0)	8.2m (0)	2:02.10	28.22s	28.21s
1	Theres Wally	2	5.3m	4.0m (0)	4.0m (0)	2:02.50	28.20s	28.89s
2	Ozzie Corka	3	9.7m	0.0m (0)	0.0m (0)	2:02.83	28.19s	29.49s
4	Zen Master	4	14.3m	1.0m (1)	3.2m (1)	2:03.18	28.35s	29.59s
5	Ideal Redemption	5	14.7m	19.2m (1)	15.2m (1)	2:03.21	27.92s	28.76s
8	Hot Cruise Control	6	20.1m	10.4m (1)	9.6m (2)	2:03.62	28.14s	29.55s
6	Madazalways	7	21.2m	13.2m (0)	13.2m (0)	2:03.70	28.19s	29.37s
3	Eyeknow	8	23.2m	26.6m (1)	21.0m (0)	2:03.85	27.80s	28.96s
10	Obadiah Dragon	9	25.8m	14.8m (1)	14.2m (2)	2:04.05	28.15s	29.63s
7	Ripstone Snorter	10	28.4m	5.0m (1)	7.4m (1)	2:04.25	28.35s	30.30s

Finish Position and metres gained

First Arrow shows distance gain/loss from 2nd Qtr to 3rd Qtr,
Second Arrow shows distance gain/loss from 3rd Qtr to Finish
Blue arrow indicates best gain in these quarters.



800

Visual positions in race at 2nd Quarter



400

Visual positions in race at 3rd Quarter



Powered by



Harness Analyser

Sectional Analysis Software

Not just form | Free Trial

www.facebook.com/PJHarnessRacing



RISE Digital, Harness Racing Australia nor the provider accepts any responsibility for the completeness or accuracy of any of the information contained herein, and makes no representations about its suitability for any particular purpose. Users should make their own judgements about those matters and/or seek independent advice. You assume all risks associated with use of data provided on this page

Penrith Race 5 Distance 1720m

Thursday, 15 May 2025

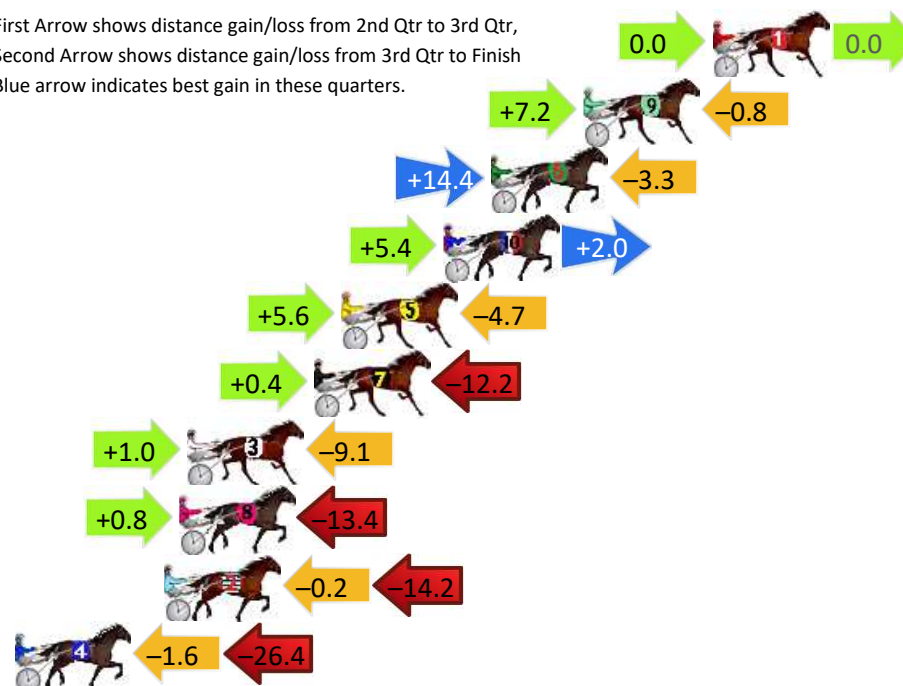
Gross Time: 2:01.80 MileRate: 1:54.00 LeadTime: 7.70s First Qtr: 27.60s Second Qtr: 28.50s Third Qtr: 29.30s Fourth Qtr: 28.70s

DATA TABLE: 800 / 400 Posi's are position from leader and (how wide the horse was at that position)

No	Horse	Plc	Mar	800 Posi	400 Posi	Time	3rd Qtr	4th Qt
1	Luke John	1	0.0m	0.0m (0)	0.0m (0)	2:01.80	29.30s	28.70s
9	Rickoshay	2	5.2m	11.6m (1)	4.4m (2)	2:02.19	28.78s	28.76s
6	One For The Rodi	3	8.9m	20.0m (1)	5.6m (3)	2:02.47	28.26s	28.94s
10	Roclea Image	4	10.8m	18.2m (0)	12.8m (1)	2:02.61	28.91s	28.56s
5	Itzmineontheline	5	14.9m	15.8m (1)	10.2m (2)	2:02.92	28.90s	29.04s
7	Mailman	6	16.0m	4.2m (0)	3.8m (0)	2:03.01	29.28s	29.57s
3	Dontletfearstopya	7	21.1m	13.0m (0)	12.0m (0)	2:03.39	29.23s	29.35s
8	Caulonia Courage	8	21.4m	8.8m (0)	8.0m (0)	2:03.41	29.25s	29.66s
2	Mr Teddy	9	22.0m	7.6m (1)	7.8m (1)	2:03.46	29.33s	29.71s
4	Lamandier	10	30.2m	2.2m (1)	3.8m (1)	2:04.08	29.44s	30.58s

Finish Position and metres gained

First Arrow shows distance gain/loss from 2nd Qtr to 3rd Qtr,
Second Arrow shows distance gain/loss from 3rd Qtr to Finish
Blue arrow indicates best gain in these quarters.



800

Visual positions in race at 2nd Quarter



400

Visual positions in race at 3rd Quarter



Powered by



Harness Analyser

Sectional Analysis Software

Not just form | Free Trial

www.facebook.com/PJHarnessRacing



RISE Digital, Harness Racing Australia nor the provider accepts any responsibility for the completeness or accuracy of any of the information contained herein, and makes no representations about its suitability for any particular purpose. Users should make their own judgements about those matters and/or seek independent advice. You assume all risks associated with use of data provided on this page

Penrith Race 6 Distance 2125m

Thursday, 15 May 2025


Gross Time: 2:37.00 MileRate: 1:58.90 LeadTime: 38.50s First Qtr: 30.70s Second Qtr: 30.30s Third Qtr: 28.90s Fourth Qtr: 28.60s

DATA TABLE: 800 / 400 Posi's are position from leader and (how wide the horse was at that position)

NoHorse	Plc	Mar	800 Posi	400 Posi	Time	3rd Qtr	4th Qt
1 Duty Of Care	1	0.0m	0.0m (0)	0.0m (0)	2:37.00	28.90s	28.60s
8 Harleequin	2	1.6m	3.6m (1)	3.0m (1)	2:37.12	28.86s	28.50s
7 Bobby Waterhouse	3	9.8m	3.8m (0)	4.2m (0)	2:37.74	28.93s	29.00s
5 Ed Mendes	4	14.3m	15.8m (1)	15.8m (1)	2:38.07	28.90s	28.49s
2 Larrikin Lenny	5	15.4m	7.6m (0)	8.6m (0)	2:38.16	28.97s	29.08s
4 Sir Knight	6	17.8m	7.6m (1)	7.0m (1)	2:38.34	28.86s	29.37s
3 Hellovatime	7	19.4m	11.8m (0)	13.6m (0)	2:38.46	29.03s	29.01s
6 Squadron	8	23.9m	11.8m (1)	11.6m (1)	2:38.79	28.89s	29.47s
9 Always A Sam	9	147.8m	21.2m (1)	40.0m (0)	2:48.10	30.28s	36.26s

Finish Position and metres gained

First Arrow shows distance gain/loss from 2nd Qtr to 3rd Qtr,
Second Arrow shows distance gain/loss from 3rd Qtr to Finish
Blue arrow indicates best gain in these quarters.



Visual positions in race at 2nd Quarter



Visual positions in race at 3rd Quarter

Penrith Race 7 Distance 1720m

Thursday, 15 May 2025

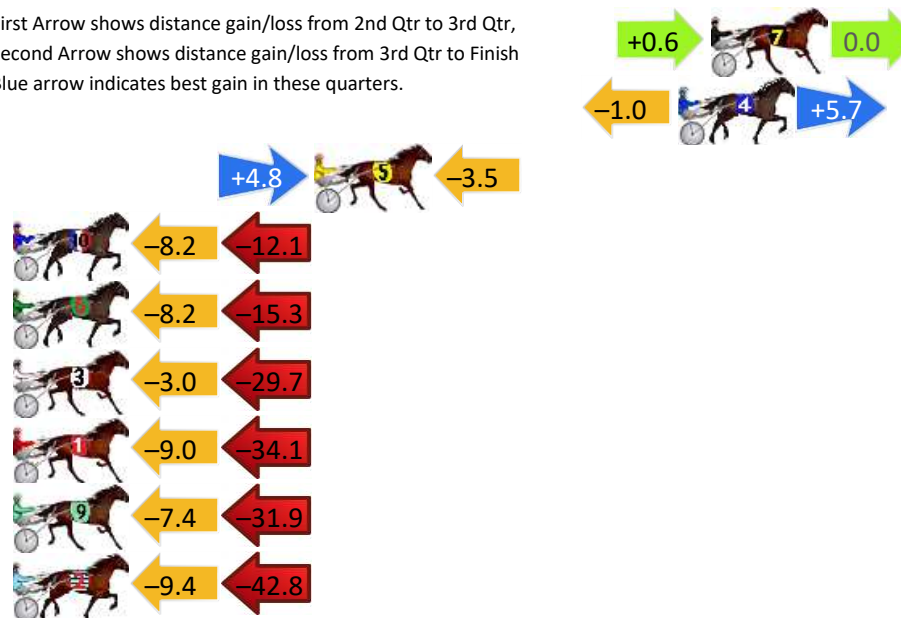
Gross Time: 2:04.60 MileRate: 1:56.60 LeadTime: 7.60s First Qtr: 29.90s Second Qtr: 29.90s Third Qtr: 28.20s Fourth Qtr: 29.00s

DATA TABLE: 800 / 400 Posi's are position from leader and (how wide the horse was at that position)

NoHorse	Plc	Mar	800 Posi	400 Posi	Time	3rd Qtr	4th Qt
7 Cyclone Bella	1	0.0m	0.6m (1)	0.0m (0)	2:04.60	28.16s	29.00s
4 Sunshine Karamea	2	1.3m	6.0m (1)	7.0m (1)	2:04.70	28.28s	28.59s
5 Gottadobettor	3	15.9m	17.2m (1)	12.4m (2)	2:05.81	27.86s	29.25s
10 Tristar For Chris	4	29.7m	9.4m (0)	17.6m (1)	2:06.86	28.77s	29.87s
6 Ima Shinkansen	5	36.9m	13.4m (0)	21.6m (0)	2:07.41	28.77s	30.10s
3 Our Thunder	6	42.9m	10.2m (1)	13.2m (1)	2:07.86	28.38s	31.14s
1 Goodtime Miki	7	47.5m	4.4m (0)	13.4m (0)	2:08.21	28.81s	31.46s
9 Sugar Rush	8	49.5m	10.2m (2)	17.6m (2)	2:08.37	28.69s	31.30s
2 Vespa Stride	9	52.2m	0.0m (0)	9.4m (0)	2:08.57	28.83s	32.09s

Finish Position and metres gained

First Arrow shows distance gain/loss from 2nd Qtr to 3rd Qtr,
Second Arrow shows distance gain/loss from 3rd Qtr to Finish
Blue arrow indicates best gain in these quarters.



800

Visual positions in race at 2nd Quarter



400

Visual positions in race at 3rd Quarter



Powered by



Harness Analyser

Sectional Analysis Software

Not just form | Free Trial

www.facebook.com/PJHarnessRacing



RISE Digital, Harness Racing Australia nor the provider accepts any responsibility for the completeness or accuracy of any of the information contained herein, and makes no representations about its suitability for any particular purpose. Users should make their own judgements about those matters and/or seek independent advice. You assume all risks associated with use of data provided on this page

Penrith Race 8 Distance 1720m

Thursday, 15 May 2025


Gross Time: 2:04.40 MileRate: 1:56.40 LeadTime: 7.80s First Qtr: 29.40s Second Qtr: 29.70s Third Qtr: 28.40s Fourth Qtr: 29.10s

DATA TABLE: 800 / 400 Posi's are position from leader and (how wide the horse was at that position)

No	Horse	Plc	Mar	800 Posi	400 Posi	Time	3rd Qtr	4th Qt
3	Follow The Money	1	0.0m	0.0m (0)	0.0m (0)	2:04.40	28.40s	29.10s
7	Mary Anne Rose	2	8.0m	1.2m (1)	2.4m (1)	2:05.01	28.48s	29.51s
8	Kingston Rainbow	3	16.5m	11.2m (1)	11.0m (1)	2:05.66	28.38s	29.50s
5	Ima Sweet Torque	4	21.1m	18.4m (0)	20.6m (1)	2:06.01	28.56s	29.14s
10	Loumia	5	23.6m	16.6m (1)	16.6m (2)	2:06.20	28.39s	29.61s
1	Hes My Reason	6	29.7m	4.8m (0)	10.6m (0)	2:06.67	28.80s	30.48s
9	Tiger Lola	7	46.6m	14.0m (0)	24.6m (1)	2:07.96	29.14s	30.69s
2	Peppi Gratz	8	48.4m	9.6m (0)	20.4m (0)	2:08.09	29.15s	31.13s
4	See The Dream	9	58.6m	5.2m (1)	15.2m (1)	2:08.87	29.08s	32.24s

Finish Position and metres gained

First Arrow shows distance gain/loss from 2nd Qtr to 3rd Qtr,
Second Arrow shows distance gain/loss from 3rd Qtr to Finish
Blue arrow indicates best gain in these quarters.



800

Visual positions in race at 2nd Quarter



400

Visual positions in race at 3rd Quarter



Powered by



Harness Analyser

Sectional Analysis Software

Not just form | Free Trial

www.facebook.com/PJHarnessRacing



RISE Digital, Harness Racing Australia nor the provider accepts any responsibility for the completeness or accuracy of any of the information contained herein, and makes no representations about its suitability for any particular purpose. Users should make their own judgements about those matters and/or seek independent advice. You assume all risks associated with use of data provided on this page