

Tamworth Race 1 Distance 1609m

Thursday, 15 May 2025

Gross Time: 2:00.00

MileRate: 2:00.00

LeadTime: 0.00s

First Qtr: 29.50s

Second Qtr: 31.90s

Third Qtr: 29.60s


Fourth Qtr: 29.00s

DATA TABLE: 800 / 400 Posi's are position from leader and (how wide the horse was at that position)

No	Horse	Plc	Mar	800 Posi	400 Posi	Time	3rd Qtr	4th Qt
6	Ellie Rippin	1	0.0m	0.0m (0)	0.0m (0)	2:00.00	29.60s	29.00s
7	Kintire Rush	2	7.1m	14.6m (1)	16.4m (3)	2:00.54	29.72s	28.33s
1	Reasonably Sweet	3	12.2m	4.0m (0)	5.6m (0)	2:00.93	29.72s	29.48s
2	What Again Shannon	4	18.7m	8.2m (0)	11.4m (0)	2:01.42	29.84s	29.53s
5	Fiamore	5	20.6m	1.4m (1)	2.4m (1)	2:01.57	29.69s	30.31s
9	Lucky Terror	6	22.4m	10.6m (1)	14.2m (2)	2:01.70	29.87s	29.59s
3	Heavenly Turbo	7	26.2m	6.6m (1)	11.2m (1)	2:01.99	29.95s	30.08s
8	Goodtime Halo	8	31.0m	18.6m (1)	23.6m (1)	2:02.36	29.97s	29.53s
4	Hilarious Gee	9	36.9m	12.6m (0)	16.8m (1)	2:02.81	29.92s	30.45s

Finish Position and metres gained

First Arrow shows distance gain/loss from 2nd Qtr to 3rd Qtr,
Second Arrow shows distance gain/loss from 3rd Qtr to Finish
Blue arrow indicates best gain in these quarters.



Visual positions in race at 2nd Quarter



Visual positions in race at 3rd Quarter



Powered by



Harness Analyser

Sectional Analysis Software

Not just form | Free Trial

www.facebook.com/PJHarnessRacing



RISE Digital, Harness Racing Australia nor the provider accepts any responsibility for the completeness or accuracy of any of the information contained herein, and makes no representations about its suitability for any particular purpose. Users should make their own judgements about those matters and/or seek independent advice. You assume all risks associated with use of data provided on this page

Tamworth Race 2 Distance 1609m

Thursday, 15 May 2025


Gross Time: 1:59.00 MileRate: 1:59.00 LeadTime: 0.00s First Qtr: 29.10s Second Qtr: 30.30s Third Qtr: 29.50s Fourth Qtr: 30.10s

DATA TABLE: 800 / 400 Posi's are position from leader and (how wide the horse was at that position)

No	Horse	Plc	Mar	800 Posi	400 Posi	Time	3rd Qtr	4th Qt
4	Safe Jewels	1	0.0m	7.2m (1)	1.8m (1)	1:59.00	29.10s	29.97s
1	Hey Dude	2	3.3m	4.0m (0)	4.0m (0)	1:59.26	29.50s	30.05s
10	Terror Flying	3	5.2m	12.8m (0)	11.8m (0)	1:59.41	29.43s	29.61s
7	Tafl Move	4	5.7m	8.8m (0)	8.0m (0)	1:59.45	29.44s	29.93s
9	Tasmans Delight	5	13.7m	15.6m (1)	16.8m (2)	2:00.08	29.59s	29.87s
2	Montana Nights	6	15.9m	0.0m (0)	0.0m (0)	2:00.25	29.49s	31.29s
6	Three Parts Grey	7	16.7m	17.0m (0)	18.0m (0)	2:00.32	29.58s	30.00s
8	Double Mach	8	19.7m	11.2m (1)	12.8m (2)	2:00.55	29.61s	30.62s
5	Lady Pebbles	9	28.3m	19.6m (1)	22.4m (1)	2:01.23	29.70s	30.54s
3	Split Ear	10	109.5m	3.2m (1)	10.6m (1)	2:07.63	29.97s	37.50s

Finish Position and metres gained

First Arrow shows distance gain/loss from 2nd Qtr to 3rd Qtr, Second Arrow shows distance gain/loss from 3rd Qtr to Finish Blue arrow indicates best gain in these quarters.



800

Visual positions in race at 2nd Quarter



400

Visual positions in race at 3rd Quarter



Powered by



Harness Analyser

Sectional Analysis Software

Not just form | Free Trial

www.facebook.com/PJHarnessRacing



RISE Digital, Harness Racing Australia nor the provider accepts any responsibility for the completeness or accuracy of any of the information contained herein, and makes no representations about its suitability for any particular purpose. Users should make their own judgements about those matters and/or seek independent advice. You assume all risks associated with use of data provided on this page

Tamworth Race 3 Distance 1609m

Thursday, 15 May 2025

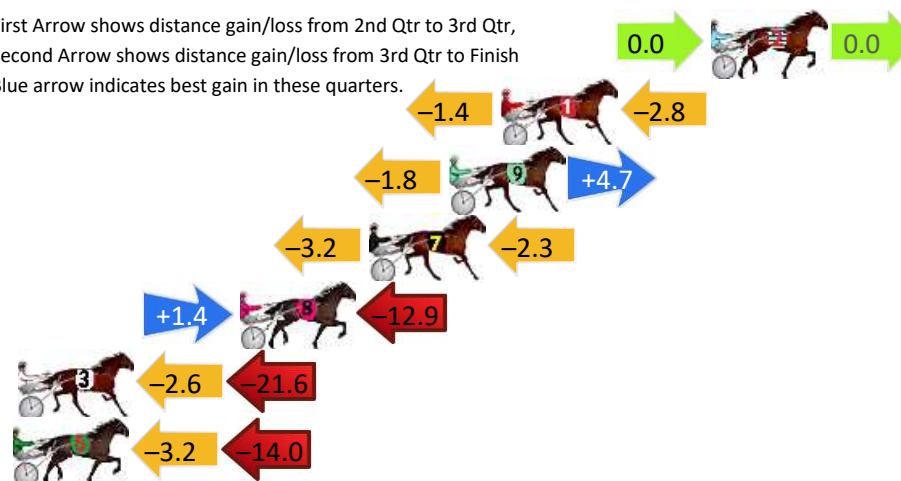
Gross Time: 1:57.80 MileRate: 1:57.80 LeadTime: 0.00s First Qtr: 29.20s Second Qtr: 30.90s Third Qtr: 28.70s Fourth Qtr: 29.10s

DATA TABLE: 800 / 400 Posi's are position from leader and (how wide the horse was at that position)

NoHorse	Plc	Mar	800 Posi	400 Posi	Time	3rd Qtr	4th Qt
2 CAPTAIN GROOVE	1	0.0m	0.0m (0)	0.0m (0)	1:57.80	28.70s	29.10s
1 MY ULTIMATE HUGO	2	8.4m	4.2m (0)	5.6m (0)	1:58.44	28.80s	29.30s
9 DANCIN WITH LUSH	3	10.5m	13.4m (0)	15.2m (0)	1:58.60	28.83s	28.76s
7 BETABRO	4	13.7m	8.2m (0)	11.4m (1)	1:58.85	28.93s	29.27s
8 OAK RIDGE	5	18.9m	7.4m (1)	6.0m (2)	1:59.24	28.59s	30.03s
3 SYNCOPATED SHUFFLE	6	27.8m	3.6m (1)	6.2m (1)	1:59.92	28.88s	30.66s
6 PHAR LUME	7	28.6m	11.4m (1)	14.6m (2)	1:59.98	28.92s	30.11s

Finish Position and metres gained

First Arrow shows distance gain/loss from 2nd Qtr to 3rd Qtr,
Second Arrow shows distance gain/loss from 3rd Qtr to Finish
Blue arrow indicates best gain in these quarters.



800

Visual positions in race at 2nd Quarter



400

Visual positions in race at 3rd Quarter



Powered by



Harness Analyser

Sectional Analysis Software

Not just form | Free Trial

www.facebook.com/PJHarnessRacing



RISE Digital, Harness Racing Australia nor the provider accepts any responsibility for the completeness or accuracy of any of the information contained herein, and makes no representations about its suitability for any particular purpose. Users should make their own judgements about those matters and/or seek independent advice. You assume all risks associated with use of data provided on this page

Tamworth Race 4 Distance 1609m

Thursday, 15 May 2025

Gross Time: 1:58.90

MileRate: 1:58.90

LeadTime: 0.00s

First Qtr: 28.70s

Second Qtr: 29.90s

Third Qtr: 30.10s


Fourth Qtr: 30.20s

DATA TABLE: 800 / 400 Posi's are position from leader and (how wide the horse was at that position)

No	Horse	Plc	Mar	800 Posi	400 Posi	Time	3rd Qtr	4th Qt
10	HEAVENLY SONG	1	0.0m	12.8m (1)	5.0m (3)	1:58.90	29.52s	29.82s
6	JACKS UP	2	0.4m	8.4m (1)	1.4m (2)	1:58.93	29.58s	30.12s
5	MIDAS SHANNON	3	9.1m	12.2m (0)	10.8m (1)	1:59.62	30.00s	30.07s
8	UNCLE GREGORY	4	16.3m	4.2m (1)	5.2m (1)	2:00.19	30.17s	31.03s
4	FROZEN JEWEL	5	17.3m	17.0m (1)	11.0m (2)	2:00.27	29.65s	30.67s
1	FRONTLINER	6	19.3m	0.0m (0)	0.2m (0)	2:00.43	30.11s	31.63s
9	VAN GOGH	7	21.1m	8.2m (0)	8.8m (0)	2:00.57	30.14s	31.12s
3	JUST TOMMY	8	21.3m	21.2m (1)	16.0m (0)	2:00.58	29.71s	30.60s
7	LOOKAT MEE	9	21.7m	3.8m (0)	4.2m (0)	2:00.62	30.13s	31.51s
2	COUNTRY MAJOR	10	25.3m	0.0m (1)	0.0m (1)	2:00.90	30.10s	32.10s

Finish Position and metres gained

First Arrow shows distance gain/loss from 2nd Qtr to 3rd Qtr,
Second Arrow shows distance gain/loss from 3rd Qtr to Finish
Blue arrow indicates best gain in these quarters.



800

Visual positions in race at 2nd Quarter



400

Visual positions in race at 3rd Quarter



Powered by



Harness Analyser

Sectional Analysis Software

Not just form | Free Trial

www.facebook.com/PJHarnessRacing



RISE Digital, Harness Racing Australia nor the provider accepts any responsibility for the completeness or accuracy of any of the information contained herein, and makes no representations about its suitability for any particular purpose. Users should make their own judgements about those matters and/or seek independent advice. You assume all risks associated with use of data provided on this page

Tamworth Race 5 Distance 1609m

Thursday, 15 May 2025



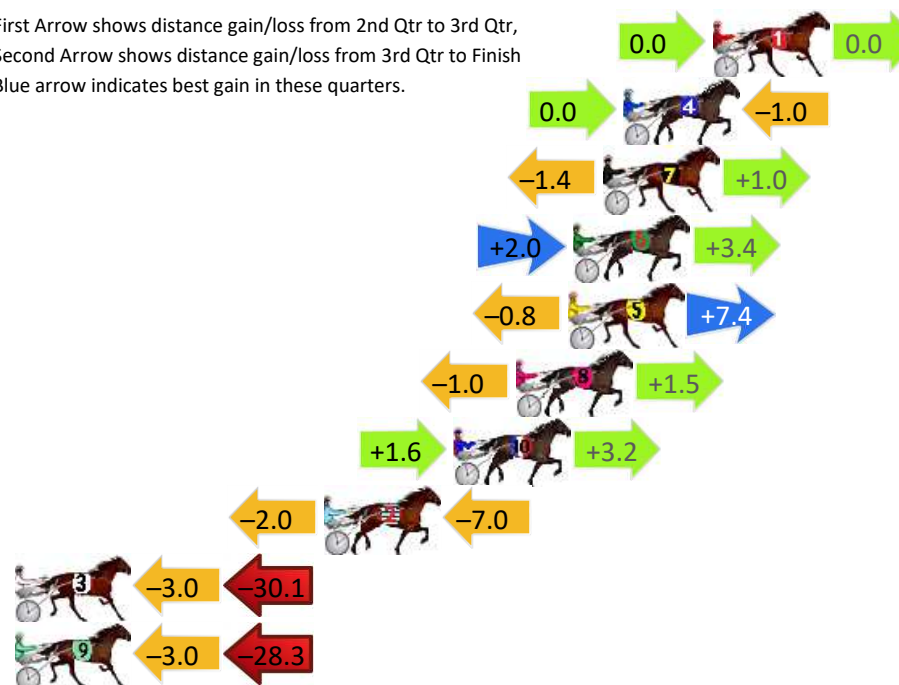
Gross Time: 1:58.80 MileRate: 1:58.80 LeadTime: 0.00s First Qtr: 29.00s Second Qtr: 30.50s Third Qtr: 29.10s Fourth Qtr: 30.20s

DATA TABLE: 800 / 400 Posi's are position from leader and (how wide the horse was at that position)

No	Horse	Plc	Mar	800 Posi	400 Posi	Time	3rd Qtr	4th Qt
1	JUSTAWARRIOR	1	0.0m	0.0m (0)	0.0m (0)	1:58.80	29.10s	30.20s
4	KATASTROPHEE	2	3.6m	2.6m (1)	2.6m (1)	1:59.08	29.10s	30.28s
7	GOTONEBETTOR	3	4.4m	4.0m (0)	5.4m (0)	1:59.15	29.20s	30.12s
6	ANTETOKOUNMPO	4	5.6m	11.0m (1)	9.0m (2)	1:59.24	28.96s	29.94s
5	ROCKNROLL RAMBO	5	5.8m	12.4m (0)	13.2m (1)	1:59.26	29.17s	29.64s
8	IAMNOPET	6	7.9m	8.4m (0)	9.4m (0)	1:59.42	29.18s	30.09s
10	RIPPIN GOOD FEELIN	7	10.4m	15.2m (1)	13.6m (2)	1:59.62	28.99s	29.96s
2	SEVEN RIPPIN ACES	8	15.6m	6.6m (1)	8.6m (1)	2:00.03	29.24s	30.73s
3	RIP JACKSON	9	65.1m	32.0m (0)	35.0m (0)	2:03.95	29.28s	32.46s
9	WOTNOW SWANEE	10	67.3m	36.0m (0)	39.0m (0)	2:04.12	29.28s	32.32s

Finish Position and metres gained

First Arrow shows distance gain/loss from 2nd Qtr to 3rd Qtr,
Second Arrow shows distance gain/loss from 3rd Qtr to Finish
Blue arrow indicates best gain in these quarters.



Tamworth Race 6 Distance 1609m

Thursday, 15 May 2025


Gross Time: 1:57.90 MileRate: 1:57.90 LeadTime: 0.00s First Qtr: 29.60s Second Qtr: 29.30s Third Qtr: 29.20s Fourth Qtr: 29.80s

DATA TABLE: 800 / 400 Posi's are position from leader and (how wide the horse was at that position)

No	Horse	Plc	Mar	800 Posi	400 Posi	Time	3rd Qtr	4th Qt
7	ADRENALINE RUSH	1	0.0m	4.0m (0)	4.0m (0)	1:57.90	29.20s	29.50s
1	SMOLENSKI	2	2.6m	0.0m (0)	0.0m (0)	1:58.10	29.20s	29.99s
9	RAINBOW JET	3	5.1m	8.6m (0)	8.8m (0)	1:58.30	29.22s	29.53s
6	CLASSIC ARC	4	7.8m	18.0m (1)	15.4m (1)	1:58.51	29.01s	29.24s
5	BEE SEVENTEEN	5	10.7m	16.6m (0)	15.8m (0)	1:58.74	29.15s	29.42s
10	ELOUISA DALE	6	11.5m	12.6m (0)	10.2m (1)	1:58.80	29.02s	29.90s
8	MAJOR MEMPHIS	7	15.2m	14.0m (1)	11.2m (3)	1:59.09	28.99s	30.10s
4	REDS GOOD TO GO	8	20.2m	1.4m (1)	3.8m (1)	1:59.48	29.36s	31.01s
2	CAPITALLEE	9	24.1m	9.6m (1)	10.0m (2)	1:59.78	29.22s	30.84s
3	MY LATIN LADY	10	24.1m	5.4m (1)	1.8m (2)	1:59.78	28.92s	31.45s

Finish Position and metres gained

First Arrow shows distance gain/loss from 2nd Qtr to 3rd Qtr,
Second Arrow shows distance gain/loss from 3rd Qtr to Finish
Blue arrow indicates best gain in these quarters.



800

Visual positions in race at 2nd Quarter



400

Visual positions in race at 3rd Quarter



Powered by



Harness Analyser

Sectional Analysis Software

Not just form | Free Trial

www.facebook.com/PJHarnessRacing



RISE Digital, Harness Racing Australia nor the provider accepts any responsibility for the completeness or accuracy of any of the information contained herein, and makes no representations about its suitability for any particular purpose. Users should make their own judgements about those matters and/or seek independent advice. You assume all risks associated with use of data provided on this page

Tamworth Race 7 Distance 1609m

Thursday, 15 May 2025

Gross Time: 1:58.30 MileRate: 1:58.30 LeadTime: 0.00s First Qtr: 29.90s Second Qtr: 30.70s Third Qtr: 29.10s Fourth Qtr: 28.70s

DATA TABLE: 800 / 400 Posi's are position from leader and (how wide the horse was at that position)

NoHorse	Plc	Mar	800 Posi	400 Posi	Time	3rd Qtr	4th Qt
9 PURE DRAGON	1	0.0m	6.6m (1)	8.0m (1)	1:58.30	29.20s	28.13s
4 ANNIE CROCKER	2	5.3m	4.0m (0)	4.2m (0)	1:58.70	29.11s	28.78s
3 LIMOUSINE CHEEKY	3	6.0m	0.0m (0)	0.0m (0)	1:58.75	29.10s	29.13s
7 PARIS PRINCESS	4	10.1m	10.6m (1)	12.0m (1)	1:59.06	29.20s	28.56s
5 JOE BY THE SEASIDE	5	11.0m	2.6m (1)	3.8m (1)	1:59.13	29.19s	29.21s
10 YOU CANNOT HIDE	6	16.9m	14.6m (1)	14.4m (2)	1:59.57	29.09s	28.88s
2 MARKSMAN	7	69.4m	9.0m (0)	19.8m (0)	2:03.53	29.90s	32.24s
6 WHISKEY ROYALE	8	112.0m	36.0m (0)	65.0m (0)	2:06.74	31.21s	32.05s

Finish Position and metres gained

First Arrow shows distance gain/loss from 2nd Qtr to 3rd Qtr,
Second Arrow shows distance gain/loss from 3rd Qtr to Finish
Blue arrow indicates best gain in these quarters.

