

# Newcastle Race 1 Distance 1609m

Friday, 16 May 2025




Gross Time: 1:55.60 MileRate: 1:55.60 LeadTime: 0.00s First Qtr: 27.10s Second Qtr: 29.70s Third Qtr: 28.90s Fourth Qtr: 29.90s

DATA TABLE: 800 / 400 Posi's are position from leader and (how wide the horse was at that position)

No	Horse	Plc	Mar	800 Posi	400 Posi	Time	3rd Qtr	4th Qt
9	Bat Matson	1	0.0m	9.5m (0)	8.2m (0)	1:55.60	28.82s	29.30s
10	Ultimate Cruza	2	1.0m	14.2m (1)	13.1m (1)	1:55.68	28.84s	29.02s
6	Conor McGregor	3	1.4m	18.1m (1)	13.7m (2)	1:55.71	28.60s	29.01s
7	Lullaby	4	4.2m	23.1m (1)	9.3m (2)	1:55.93	27.92s	29.55s
5	Louigi	5	6.5m	9.8m (1)	9.3m (1)	1:56.11	28.88s	29.73s
1	Chlobro	6	7.5m	5.0m (0)	4.4m (0)	1:56.19	28.86s	30.17s
2	Jus Bling It	7	7.7m	0.0m (0)	0.0m (0)	1:56.20	28.90s	30.50s
3	Whiskey Girl	8	12.1m	13.9m (0)	12.1m (0)	1:56.55	28.78s	29.97s
4	My Rock Moves	9	13.7m	4.7m (1)	5.5m (1)	1:56.67	28.96s	30.57s
8	Bouganvillea	10	46.0m	25.3m (0)	30.1m (0)	1:59.20	29.28s	31.30s

## Finish Position and metres gained

First Arrow shows distance gain/loss from 2nd Qtr to 3rd Qtr, Second Arrow shows distance gain/loss from 3rd Qtr to Finish Blue arrow indicates best gain in these quarters.



# Newcastle Race 2 Distance 1609m

Friday, 16 May 2025



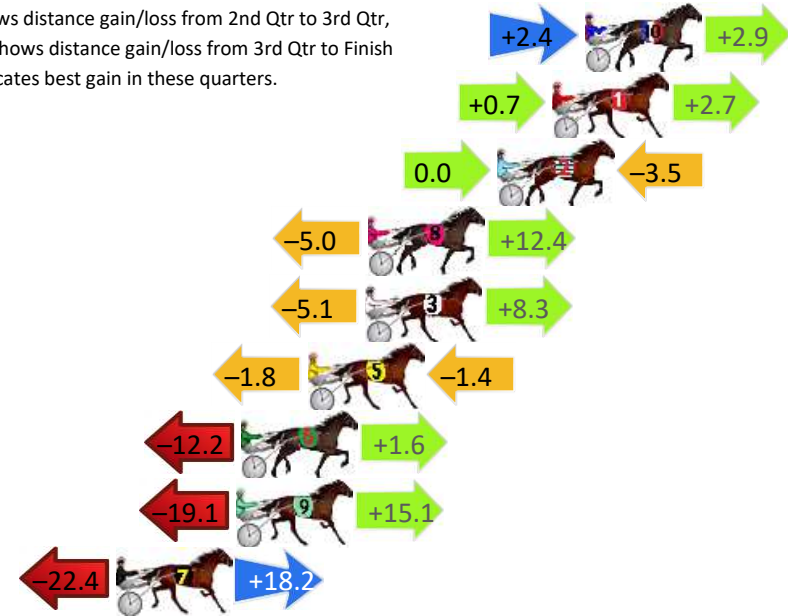
Gross Time: 1:55.90 MileRate: 1:55.90 LeadTime: 0.00s First Qtr: 28.40s Second Qtr: 31.00s Third Qtr: 27.50s Fourth Qtr: 29.00s

DATA TABLE: 800 / 400 Posi's are position from leader and (how wide the horse was at that position)

No	Horse	Plc	Mar	800 Posi	400 Posi	Time	3rd Qtr	4th Qt
10	Pops Joy	1	0.0m	5.3m (2)	2.9m (1)	1:55.90	27.34s	28.80s
1	Bring Your Best	2	1.3m	4.7m (0)	4.0m (0)	1:56.00	27.46s	28.82s
2	Sweet Rocky	3	3.5m	0.0m (0)	0.0m (0)	1:56.17	27.50s	29.27s
8	Wat Ever You Need	4	8.7m	16.1m (1)	21.1m (0)	1:56.56	27.88s	28.18s
3	Ire Of The Dragon	5	8.8m	12.0m (1)	17.1m (1)	1:56.57	27.88s	28.47s
5	Apache Bart	6	11.1m	7.9m (1)	9.7m (0)	1:56.74	27.64s	29.16s
6	Arma Sportsgirl	7	13.8m	3.2m (1)	15.4m (0)	1:56.95	28.36s	28.97s
9	Neon Tiger	8	14.0m	10.0m (0)	29.1m (0)	1:56.97	28.86s	28.03s
7	Im A Liberty Girl	9	18.8m	14.6m (0)	37.0m (0)	1:57.33	29.10s	27.83s

## Finish Position and metres gained

First Arrow shows distance gain/loss from 2nd Qtr to 3rd Qtr, Second Arrow shows distance gain/loss from 3rd Qtr to Finish. Blue arrow indicates best gain in these quarters.



# Newcastle Race 3 Distance 1609m

Friday, 16 May 2025


Gross Time: 1:55.30 MileRate: 1:55.30 LeadTime: 0.00s First Qtr: 26.70s Second Qtr: 30.10s Third Qtr: 29.00s Fourth Qtr: 29.50s

DATA TABLE: 800 / 400 Posi's are position from leader and (how wide the horse was at that position)

No	Horse	Plc	Mar	800 Posi	400 Posi	Time	3rd Qtr	4th Qt
10	Yesnomaybeso	1	0.0m	14.2m (1)	8.3m (2)	1:55.30	28.58s	28.90s
4	Ideal Mondo	2	5.5m	4.4m (0)	4.4m (0)	1:55.73	29.00s	29.61s
7	Next To Me	3	6.4m	18.6m (1)	12.7m (2)	1:55.79	28.58s	29.07s
8	Houston Street	4	7.4m	0.0m (0)	0.0m (0)	1:55.87	29.00s	30.07s
6	Rose Noire	5	7.5m	22.8m (0)	16.5m (2)	1:55.88	28.56s	28.88s
5	Stealth Bomba	6	12.4m	4.7m (1)	1.7m (1)	1:56.26	28.78s	30.34s
9	Paytons Rock	7	12.7m	18.3m (0)	13.8m (1)	1:56.28	28.68s	29.48s
2	Franco Storm	8	13.5m	13.3m (0)	9.9m (0)	1:56.34	28.76s	29.82s
3	Mammals Riddle	9	15.9m	9.2m (1)	4.4m (2)	1:56.53	28.66s	30.41s
1	Sylvia Kay	10	17.1m	8.3m (0)	6.1m (1)	1:56.62	28.84s	30.38s

## Finish Position and metres gained

First Arrow shows distance gain/loss from 2nd Qtr to 3rd Qtr,  
Second Arrow shows distance gain/loss from 3rd Qtr to Finish  
Blue arrow indicates best gain in these quarters.



8  
0  
0

Visual positions in race at 2nd Quarter



4  
0  
0

Visual positions in race at 3rd Quarter

# Newcastle Race 4 Distance 1609m

Friday, 16 May 2025



Gross Time: 1:52.90 MileRate: 1:52.90 LeadTime: 0.00s First Qtr: 26.80s Second Qtr: 29.30s Third Qtr: 27.90s Fourth Qtr: 28.90s

DATA TABLE: 800 / 400 Posi's are position from leader and (how wide the horse was at that position)

No	Horse	Plc	Mar	800 Posi	400 Posi	Time	3rd Qtr	4th Qt
5	Protagonist	1	0.0m	0.0m (0)	0.0m (0)	1:52.90	27.90s	28.90s
9	Heza Player	2	2.8m	13.3m (0)	14.7m (1)	1:53.11	28.02s	28.07s
6	Flare Up	3	7.3m	17.3m (0)	18.7m (0)	1:53.45	28.02s	28.13s
3	Abstract Art	4	13.2m	10.1m (1)	9.6m (1)	1:53.90	27.88s	29.22s
1	Sky City	5	13.7m	4.6m (0)	5.7m (0)	1:53.94	27.98s	29.54s
8	Cheddar Valley	6	23.7m	14.7m (1)	14.2m (2)	1:54.70	27.88s	29.70s
4	Abdicate	7	25.9m	3.8m (1)	5.7m (1)	1:54.86	28.04s	30.46s
2	Halsey Nicole	8	32.3m	8.7m (0)	10.2m (0)	1:55.35	28.02s	30.63s
7	Sara Ta Sloy	9	38.9m	22.5m (0)	20.4m (1)	1:55.85	27.78s	30.41s

## Finish Position and metres gained

First Arrow shows distance gain/loss from 2nd Qtr to 3rd Qtr, Second Arrow shows distance gain/loss from 3rd Qtr to Finish Blue arrow indicates best gain in these quarters.



Visual positions in race at 2nd Quarter



Visual positions in race at 3rd Quarter





# Newcastle Race 5 Distance 1609m

Friday, 16 May 2025

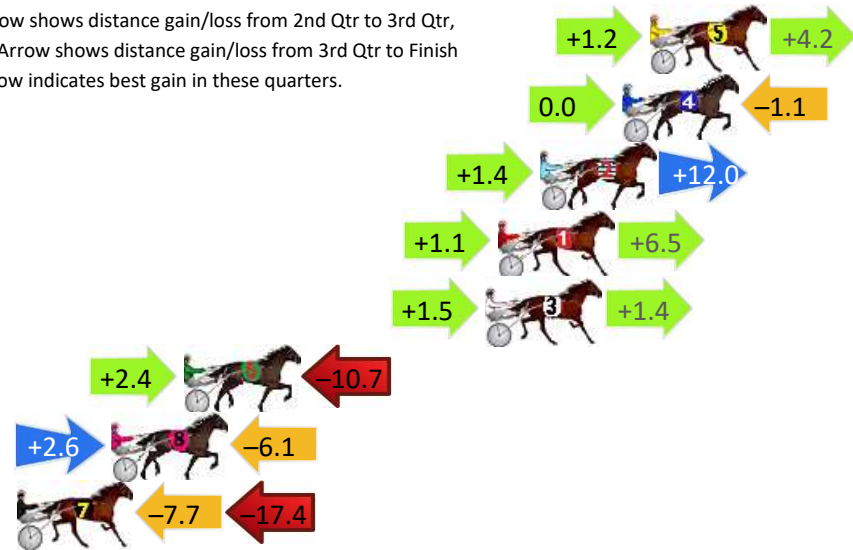
Gross Time: 1:52.70 MileRate: 1:52.70 LeadTime: 0.00s First Qtr: 28.20s Second Qtr: 28.40s Third Qtr: 27.10s Fourth Qtr: 29.00s

DATA TABLE: 800 / 400 Posi's are position from leader and (how wide the horse was at that position)

No	Horse	Plc	Mar	800 Posi	400 Posi	Time	3rd Qtr	4th Qt
5	Seve	1	0.0m	5.4m (0)	4.2m (0)	1:52.70	27.03s	28.71s
4	Supa American	2	1.1m	0.0m (0)	0.0m (0)	1:52.78	27.10s	29.08s
2	Betterthanfederer	3	4.4m	17.8m (0)	16.4m (0)	1:53.03	27.04s	28.19s
1	Shades Of Heaven	4	6.1m	13.7m (0)	12.6m (0)	1:53.16	27.06s	28.58s
3	Wavethebill	5	6.6m	9.5m (0)	8.0m (0)	1:53.20	27.02s	28.94s
6	Van Basten	6	18.7m	10.4m (1)	8.0m (2)	1:54.12	26.96s	29.86s
8	Dadndave	7	21.6m	18.1m (1)	15.5m (1)	1:54.34	26.96s	29.56s
7	Whiskey Cavalier	8	25.4m	0.3m (1)	8.0m (1)	1:54.63	27.64s	30.37s

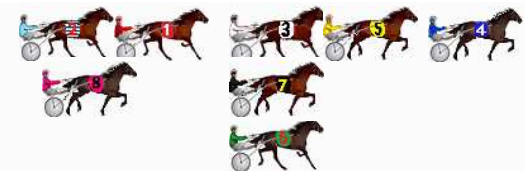
## Finish Position and metres gained

First Arrow shows distance gain/loss from 2nd Qtr to 3rd Qtr, Second Arrow shows distance gain/loss from 3rd Qtr to Finish  
Blue arrow indicates best gain in these quarters.



8  
0  
0

Visual positions in race at 2nd Quarter



4  
0  
0

Visual positions in race at 3rd Quarter



# Newcastle Race 6 Distance 2030m

Friday, 16 May 2025


Gross Time: 2:25.40 MileRate: 1:55.20 LeadTime: 28.90s First Qtr: 29.40s Second Qtr: 29.80s Third Qtr: 27.70s Fourth Qtr: 29.60s

DATA TABLE: 800 / 400 Posi's are position from leader and (how wide the horse was at that position)

No	Horse	Plc	Mar	800 Posi	400 Posi	Time	3rd Qtr	4th Qt
2	Rock Fisherman	1	0.0m	4.1m (0)	5.1m (0)	2:25.40	27.78s	29.24s
5	Little Demon	2	2.6m	0.0m (0)	0.0m (0)	2:25.60	27.70s	29.80s
1	Night To Remember	3	8.8m	8.1m (0)	11.8m (0)	2:26.08	27.98s	29.44s
4	Spirit King	4	9.1m	8.4m (1)	12.2m (2)	2:26.11	27.99s	29.44s
10	Nifty Studleigh	5	9.8m	13.4m (0)	16.9m (1)	2:26.16	27.98s	29.16s
6	Cool Night	6	12.3m	14.2m (1)	15.7m (3)	2:26.35	27.84s	29.43s
11	Love Lou	7	13.0m	23.5m (1)	23.0m (3)	2:26.41	27.72s	28.97s
8	Sally Bigtime	8	13.2m	29.1m (0)	24.7m (0)	2:26.42	27.46s	28.86s
3	Ashleys Blue Chip	9	16.2m	4.4m (1)	9.0m (1)	2:26.66	28.04s	30.22s
7	Sheza Rebel	10	24.6m	18.6m (0)	20.8m (1)	2:27.31	27.90s	30.03s
9	The Fortunate Son	11	27.0m	19.5m (1)	20.8m (2)	2:27.49	27.84s	30.21s
12	Mondello Beach	12	31.9m	27.6m (1)	27.0m (3)	2:27.87	27.72s	30.15s

## Finish Position and metres gained

First Arrow shows distance gain/loss from 2nd Qtr to 3rd Qtr, Second Arrow shows distance gain/loss from 3rd Qtr to Finish  
Blue arrow indicates best gain in these quarters.



Visual positions in race at 2nd Quarter

800



Visual positions in race at 3rd Quarter

400

# Newcastle Race 7 Distance 2030m

Friday, 16 May 2025


Gross Time: 2:30.60 MileRate: 1:59.40 LeadTime: 29.10s First Qtr: 33.30s Second Qtr: 31.60s Third Qtr: 28.40s Fourth Qtr: 28.20s

DATA TABLE: 800 / 400 Posi's are position from leader and (how wide the horse was at that position)

No	Horse	Plc	Mar	800 Posi	400 Posi	Time	3rd Qtr	4th Qt
3	Racing Paula	1	0.0m	4.5m (0)	4.0m (0)	2:30.60	28.36s	27.92s
4	Grosso Naso	1	0.0m	0.0m (0)	0.0m (0)	2:30.60	28.40s	28.20s
12	Always Be Chaps	3	2.6m	17.3m (1)	8.5m (2)	2:30.79	27.78s	27.79s
10	Fast Tracker	4	7.3m	7.7m (1)	3.4m (2)	2:31.14	28.10s	28.50s
1	Paradise Point	5	8.6m	13.6m (0)	11.9m (0)	2:31.24	28.28s	28.00s
2	Ohwhatiwouldgive	6	8.8m	9.1m (0)	8.0m (0)	2:31.25	28.32s	28.29s
8	Vincentius Maximus	7	10.1m	22.1m (0)	18.2m (1)	2:31.35	28.12s	27.67s
7	Major Mickey	8	11.0m	26.6m (0)	16.5m (0)	2:31.42	27.68s	27.86s
11	Never Know Charlie	9	11.4m	12.2m (1)	9.7m (1)	2:31.44	28.22s	28.36s
9	Rocket Boy	10	14.0m	17.6m (0)	13.1m (2)	2:31.64	28.08s	28.32s
6	He Said She Said	11	14.9m	21.3m (1)	13.7m (3)	2:31.70	27.86s	28.34s
5	Longnwindingroad	12	17.9m	3.1m (1)	5.1m (1)	2:31.93	28.54s	29.17s

## Finish Position and metres gained

First Arrow shows distance gain/loss from 2nd Qtr to 3rd Qtr, Second Arrow shows distance gain/loss from 3rd Qtr to Finish  
Blue arrow indicates best gain in these quarters.



800

Visual positions in race at 2nd Quarter



400

Visual positions in race at 3rd Quarter



Powered by  
**PJ** Harness Analyser

Sectional Analysis Software

Not just form | Free Trial

[www.facebook.com/PJHarnessRacing](http://www.facebook.com/PJHarnessRacing)



RISE Digital, Harness Racing Australia nor the provider accepts any responsibility for the completeness or accuracy of any of the information contained herein, and makes no representations about its suitability for any particular purpose. Users should make their own judgements about those matters and/or seek independent advice. You assume all risks associated with use of data provided on this page



# Newcastle Race 8 Distance 1609m

Friday, 16 May 2025




Gross Time: 1:54.60 MileRate: 1:54.60 LeadTime: 0.00s First Qtr: 26.90s Second Qtr: 30.10s Third Qtr: 28.10s Fourth Qtr: 29.50s

DATA TABLE: 800 / 400 Posi's are position from leader and (how wide the horse was at that position)

No	Horse	Plc	Mar	800 Posi	400 Posi	Time	3rd Qtr	4th Qt
4	Beancounter	1	0.0m	0.0m (0)	0.0m (0)	1:54.60	28.10s	29.50s
7	Mufasa Bart	2	4.0m	4.0m (0)	3.9m (1)	1:54.91	28.10s	29.53s
9	Blazin Chimes	3	6.6m	12.6m (0)	16.8m (0)	1:55.11	28.42s	28.81s
3	Captain Dorian	4	10.8m	10.6m (1)	8.4m (2)	1:55.44	27.96s	29.74s
6	My Lady Sarah	5	11.5m	6.0m (1)	7.8m (1)	1:55.49	28.24s	29.83s
8	War Western	6	17.8m	17.8m (0)	19.6m (1)	1:55.98	28.26s	29.48s
2	Grosestar	7	17.9m	14.6m (1)	13.4m (2)	1:55.98	28.04s	29.92s
10	Tough Talks	8	19.4m	19.8m (1)	14.5m (1)	1:56.10	27.76s	29.96s
1	Macs Tomado	9	23.6m	8.6m (0)	12.9m (0)	1:56.43	28.42s	30.41s
5	Be Good Benny	10	29.7m	23.8m (1)	18.4m (2)	1:56.90	27.76s	30.48s

## Finish Position and metres gained

First Arrow shows distance gain/loss from 2nd Qtr to 3rd Qtr, Second Arrow shows distance gain/loss from 3rd Qtr to Finish  
Blue arrow indicates best gain in these quarters.





# Newcastle Race 9 Distance 1609m

Friday, 16 May 2025


Gross Time: 1:56.70 MileRate: 1:56.70 LeadTime: 0.00s First Qtr: 28.60s Second Qtr: 30.70s Third Qtr: 28.50s Fourth Qtr: 28.90s

DATA TABLE: 800 / 400 Posi's are position from leader and (how wide the horse was at that position)

No	Horse	Plc	Mar	800 Posi	400 Posi	Time	3rd Qtr	4th Qt
3	Grumpyshannon	1	0.0m	0.0m (0)	0.0m (0)	1:56.70	28.50s	28.90s
7	Riley Rocket	2	15.0m	20.1m (1)	20.8m (2)	1:57.84	28.56s	28.56s
2	Rocknroll Willy	3	15.7m	4.5m (0)	5.1m (0)	1:57.89	28.54s	29.73s
8	Tried And Trusted	4	18.0m	20.3m (0)	18.5m (1)	1:58.07	28.38s	28.95s
9	Miss Aloha	5	18.3m	15.5m (1)	16.3m (2)	1:58.09	28.56s	29.13s
4	Reckless Convict	6	22.9m	6.5m (1)	11.2m (1)	1:58.44	28.84s	29.84s
6	Our Ultimate May	7	23.3m	24.6m (1)	23.0m (1)	1:58.47	28.40s	29.03s
1	Cindyloushannon	8	23.9m	14.7m (0)	15.7m (0)	1:58.51	28.58s	29.59s
5	Miss Adonis	9	28.7m	11.0m (1)	12.3m (2)	1:58.88	28.60s	30.20s
10	Lightning My Queen	10	37.6m	9.0m (0)	10.7m (0)	1:59.55	28.62s	30.99s

## Finish Position and metres gained

First Arrow shows distance gain/loss from 2nd Qtr to 3rd Qtr, Second Arrow shows distance gain/loss from 3rd Qtr to Finish Blue arrow indicates best gain in these quarters.



8  
0  
0

Visual positions in race at 2nd Quarter



4  
0  
0

Visual positions in race at 3rd Quarter

