

# Parkes Race 1 Distance 2040m

Friday, 16 May 2025

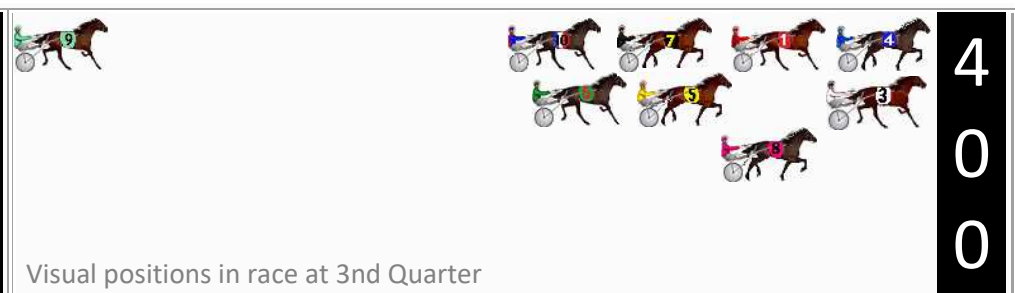


Gross Time: 2:36.50 MileRate: 2:03.40 LeadTime: 32.80s First Qtr: 32.90s Second Qtr: 31.90s Third Qtr: 30.20s Fourth Qtr: 28.70s

DATA TABLE: 800 / 400 Posi's are position from leader and (how wide the horse was at that position)

| No | Horse              | Plc | Mar   | 800 Posi  | 400 Posi  | Time    | 3rd Qtr | 4th Qt |
|----|--------------------|-----|-------|-----------|-----------|---------|---------|--------|
| 4  | Riviere            | 1   | 0.0m  | 0.0m (0)  | 0.0m (0)  | 2:36.50 | 30.20s  | 28.70s |
| 1  | Teneachway         | 2   | 10.5m | 4.4m (0)  | 4.2m (0)  | 2:37.29 | 30.20s  | 29.15s |
| 3  | Reduce Speed       | 3   | 10.6m | 1.6m (1)  | 0.4m (1)  | 2:37.30 | 30.13s  | 29.43s |
| 5  | Studleigh Sunrise  | 4   | 13.2m | 9.6m (1)  | 8.0m (1)  | 2:37.49 | 30.09s  | 29.07s |
| 10 | Dusty Muster       | 5   | 16.1m | 13.4m (0) | 13.2m (0) | 2:37.71 | 30.19s  | 28.91s |
| 8  | Rockin Sweet       | 6   | 20.6m | 5.6m (1)  | 4.6m (2)  | 2:38.05 | 30.16s  | 29.84s |
| 6  | Tulhurst Toot Toot | 7   | 23.1m | 13.4m (1) | 12.2m (1) | 2:38.24 | 30.13s  | 29.48s |
| 7  | Badosa             | 8   | 23.5m | 8.8m (0)  | 8.8m (0)  | 2:38.27 | 30.23s  | 29.75s |
| 9  | Yarraman Kaylou    | 9   | 76.9m | 36.0m (0) | 50.0m (0) | 2:42.29 | 31.28s  | 30.62s |

## Finish Position and metres gained

First Arrow shows distance gain/loss from 2nd Qtr to 3rd Qtr,  
Second Arrow shows distance gain/loss from 3rd Qtr to Finish  
Blue arrow indicates best gain in these quarters.



# Parkes Race 2 Distance 1660m

Friday, 16 May 2025


Gross Time: 2:04.10 MileRate: 2:00.30 LeadTime: 3.60s First Qtr: 29.30s Second Qtr: 30.50s Third Qtr: 30.10s Fourth Qtr: 30.60s

DATA TABLE: 800 / 400 Posi's are position from leader and (how wide the horse was at that position)

| NoHorse              | Plc | Mar   | 800 Posi  | 400 Posi  | Time    | 3rd Qtr | 4th Qt |
|----------------------|-----|-------|-----------|-----------|---------|---------|--------|
| 8 Western Bill       | 1   | 0.0m  | 16.0m (1) | 10.0m (2) | 2:04.10 | 29.65s  | 29.84s |
| 6 Marvella           | 2   | 1.6m  | 2.6m (1)  | 1.0m (1)  | 2:04.23 | 29.98s  | 30.65s |
| 3 Candi              | 3   | 4.6m  | 12.0m (1) | 9.4m (1)  | 2:04.47 | 29.91s  | 30.23s |
| 4 Zolton             | 4   | 5.0m  | 7.6m (1)  | 5.2m (1)  | 2:04.50 | 29.92s  | 30.58s |
| 1 The Dome           | 5   | 8.3m  | 4.4m (0)  | 4.0m (0)  | 2:04.76 | 30.07s  | 30.93s |
| 2 American Boulevard | 6   | 8.4m  | 16.6m (0) | 14.2m (1) | 2:04.77 | 29.92s  | 30.16s |
| 9 Pet Ranger         | 7   | 12.8m | 12.6m (0) | 12.0m (0) | 2:05.12 | 30.05s  | 30.66s |
| 7 Ultimate Trouble   | 8   | 16.8m | 8.6m (0)  | 8.0m (0)  | 2:05.45 | 30.05s  | 31.27s |
| 10 Major Ark         | 9   | 19.3m | 16.2m (2) | 5.4m (2)  | 2:05.65 | 29.28s  | 31.66s |
| 5 Cala Jewel         | 10  | 20.5m | 0.0m (0)  | 0.0m (0)  | 2:05.74 | 30.09s  | 32.16s |

## Finish Position and metres gained

First Arrow shows distance gain/loss from 2nd Qtr to 3rd Qtr,  
Second Arrow shows distance gain/loss from 3rd Qtr to Finish  
Blue arrow indicates best gain in these quarters.



Visual positions in race at 2nd Quarter

800



Visual positions in race at 3rd Quarter

400

# Parkes Race 3 Distance 1660m

Friday, 16 May 2025



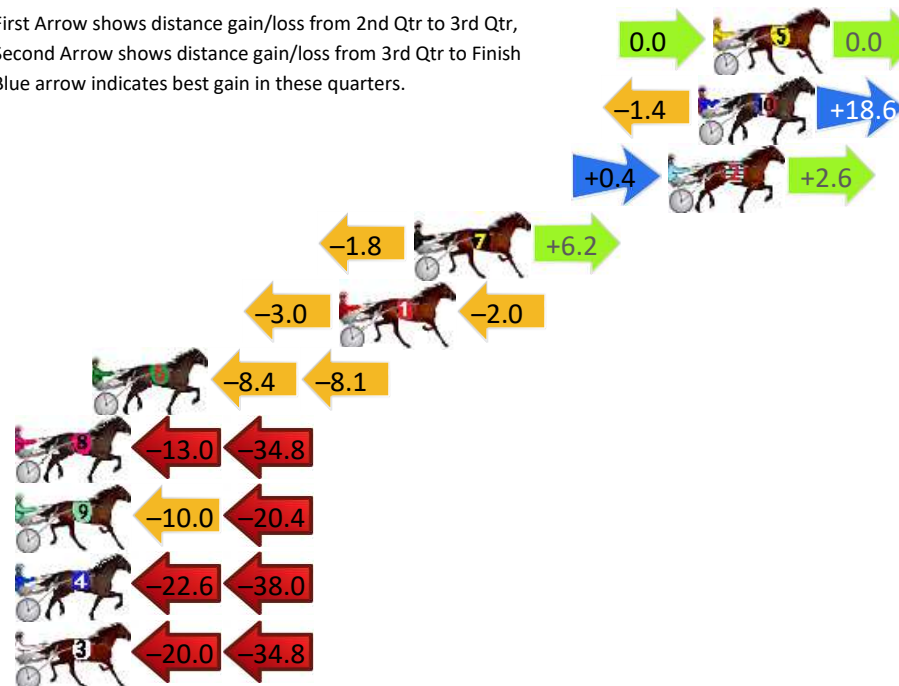
Gross Time: 2:02.50 MileRate: 1:58.80 LeadTime: 3.80s First Qtr: 28.30s Second Qtr: 30.70s Third Qtr: 29.00s Fourth Qtr: 30.70s

DATA TABLE: 800 / 400 Posi's are position from leader and (how wide the horse was at that position)

| No | Horse              | Plc | Mar    | 800 Posi  | 400 Posi   | Time    | 3rd Qtr | 4th Qt |
|----|--------------------|-----|--------|-----------|------------|---------|---------|--------|
| 5  | Burning Hot        | 1   | 0.0m   | 0.0m (0)  | 0.0m (0)   | 2:02.50 | 29.00s  | 30.70s |
| 10 | Riverina Flash     | 2   | 0.6m   | 17.8m (1) | 19.2m (3)  | 2:02.55 | 29.14s  | 29.28s |
| 2  | Doing              | 3   | 1.8m   | 4.8m (0)  | 4.4m (0)   | 2:02.64 | 28.98s  | 30.50s |
| 7  | Our Sailor         | 4   | 12.0m  | 16.4m (0) | 18.2m (0)  | 2:03.46 | 29.15s  | 30.23s |
| 1  | Justadiva          | 5   | 15.0m  | 10.0m (0) | 13.0m (0)  | 2:03.70 | 29.22s  | 30.85s |
| 6  | Rock Queen         | 6   | 24.9m  | 8.4m (1)  | 16.8m (2)  | 2:04.50 | 29.61s  | 31.32s |
| 8  | Milliondollar Kiss | 7   | 51.4m  | 3.6m (1)  | 16.6m (1)  | 2:06.63 | 29.89s  | 33.36s |
| 9  | Studleigh Starlite | 8   | 70.4m  | 40.0m (0) | 50.0m (0)  | 2:08.15 | 29.70s  | 32.26s |
| 4  | Tyabb Wonder       | 9   | 74.0m  | 13.4m (1) | 36.0m (0)  | 2:08.44 | 30.60s  | 33.60s |
| 3  | The Ringmaster     | 10  | 144.8m | 90.0m (0) | 110.0m (0) | 2:14.13 | 30.41s  | 33.36s |

## Finish Position and metres gained

First Arrow shows distance gain/loss from 2nd Qtr to 3rd Qtr,  
Second Arrow shows distance gain/loss from 3rd Qtr to Finish  
Blue arrow indicates best gain in these quarters.



# Parkes Race 4 Distance 1660m

Friday, 16 May 2025


Gross Time: 2:02.90 MileRate: 1:59.10 LeadTime: 3.90s First Qtr: 29.50s Second Qtr: 30.20s Third Qtr: 29.30s Fourth Qtr: 30.00s

DATA TABLE: 800 / 400 Posi's are position from leader and (how wide the horse was at that position)

| No | Horse            | Plc | Mar   | 800 Posi  | 400 Posi  | Time    | 3rd Qtr | 4th Qt |
|----|------------------|-----|-------|-----------|-----------|---------|---------|--------|
| 8  | Willies Dollar   | 1   | 0.0m  | 17.4m (1) | 6.4m (2)  | 2:02.90 | 28.49s  | 29.52s |
| 10 | Lennox Bromac    | 2   | 8.4m  | 22.0m (1) | 14.4m (1) | 2:03.56 | 28.75s  | 29.55s |
| 3  | Our Dickie Bart  | 3   | 8.7m  | 0.0m (0)  | 1.4m (0)  | 2:03.58 | 29.40s  | 30.54s |
| 1  | Brooklyn Bandit  | 4   | 9.6m  | 4.2m (0)  | 5.6m (0)  | 2:03.65 | 29.40s  | 30.30s |
| 2  | Gabbys Sportstar | 5   | 11.1m | 6.0m (1)  | 4.4m (1)  | 2:03.77 | 29.18s  | 30.50s |
| 4  | Cala Greca       | 6   | 17.4m | 12.8m (1) | 8.6m (1)  | 2:04.27 | 28.98s  | 30.66s |
| 5  | Captain Llanfair | 7   | 18.7m | 31.4m (1) | 21.0m (1) | 2:04.37 | 28.54s  | 29.83s |
| 7  | Nevertoolate     | 8   | 24.8m | 27.8m (0) | 19.6m (0) | 2:04.85 | 28.69s  | 30.39s |
| 6  | Shez A Warrior   | 9   | 26.5m | 1.4m (1)  | 0.0m (1)  | 2:04.98 | 29.17s  | 31.98s |
| 9  | The Missing Sock | 10  | 27.9m | 13.6m (0) | 11.0m (0) | 2:05.09 | 29.09s  | 31.26s |

## Finish Position and metres gained

First Arrow shows distance gain/loss from 2nd Qtr to 3rd Qtr,  
Second Arrow shows distance gain/loss from 3rd Qtr to Finish  
Blue arrow indicates best gain in these quarters.



Visual positions in race at 2nd Quarter

800



Visual positions in race at 3rd Quarter

400



Powered by



Harness Analyser

Sectional Analysis Software

Not just form | Free Trial

[www.facebook.com/PJHarnessRacing](http://www.facebook.com/PJHarnessRacing)



RISE Digital, Harness Racing Australia nor the provider accepts any responsibility for the completeness or accuracy of any of the information contained herein, and makes no representations about its suitability for any particular purpose. Users should make their own judgements about those matters and/or seek independent advice. You assume all risks associated with use of data provided on this page



# Parkes Race 5 Distance 1660m

Friday, 16 May 2025


Gross Time: 2:01.20 MileRate: 1:57.50 LeadTime: 3.80s First Qtr: 29.50s Second Qtr: 30.80s Third Qtr: 28.80s Fourth Qtr: 28.30s

DATA TABLE: 800 / 400 Posi's are position from leader and (how wide the horse was at that position)

| NoHorse              | Plc | Mar   | 800 Posi  | 400 Posi  | Time    | 3rd Qtr | 4th Qt |
|----------------------|-----|-------|-----------|-----------|---------|---------|--------|
| 6 Hello I Tea        | 1   | 0.0m  | 0.0m (0)  | 0.0m (0)  | 2:01.20 | 28.80s  | 28.30s |
| 8 Mammals Girl       | 2   | 13.3m | 6.6m (1)  | 5.0m (2)  | 2:02.19 | 28.69s  | 28.88s |
| 4 Warrawee Flyer     | 3   | 13.8m | 2.4m (1)  | 1.6m (1)  | 2:02.23 | 28.75s  | 29.16s |
| 2 Burrabadine Bullet | 4   | 23.7m | 4.2m (0)  | 5.0m (0)  | 2:02.96 | 28.87s  | 29.62s |
| 5 Magic Matteo       | 5   | 34.3m | 11.0m (1) | 14.4m (1) | 2:03.75 | 29.05s  | 29.70s |
| 3 Yarraman Jolt      | 6   | 35.6m | 8.8m (0)  | 11.8m (0) | 2:03.85 | 29.03s  | 29.97s |
| 1 Im Lord Tommy      | 7   | 39.8m | 13.0m (0) | 22.8m (0) | 2:04.16 | 29.51s  | 29.50s |
| 7 Sir Richard Lee    | 8   | 43.5m | 15.2m (1) | 20.0m (1) | 2:04.43 | 29.16s  | 29.95s |

## Finish Position and metres gained

First Arrow shows distance gain/loss from 2nd Qtr to 3rd Qtr,  
Second Arrow shows distance gain/loss from 3rd Qtr to Finish  
Blue arrow indicates best gain in these quarters.



800

Visual positions in race at 2nd Quarter



400

Visual positions in race at 3rd Quarter



Powered by



Harness Analyser

Sectional Analysis Software

Not just form | Free Trial

[www.facebook.com/PJHarnessRacing](http://www.facebook.com/PJHarnessRacing)



RISE Digital, Harness Racing Australia nor the provider accepts any responsibility for the completeness or accuracy of any of the information contained herein, and makes no representations about its suitability for any particular purpose. Users should make their own judgements about those matters and/or seek independent advice. You assume all risks associated with use of data provided on this page

# Parkes Race 6 Distance 1660m

Friday, 16 May 2025




Gross Time: 2:05.70 MileRate: 2:01.90 LeadTime: 3.70s First Qtr: 30.50s Second Qtr: 30.10s Third Qtr: 29.60s Fourth Qtr: 31.80s

DATA TABLE: 800 / 400 Posi's are position from leader and (how wide the horse was at that position)

| No | Horse            | Plc | Mar    | 800 Posi  | 400 Posi  | Time    | 3rd Qtr | 4th Qt |
|----|------------------|-----|--------|-----------|-----------|---------|---------|--------|
| 3  | Celebrity Cruise | 1   | 0.0m   | 4.2m (0)  | 4.0m (0)  | 2:05.70 | 29.60s  | 31.48s |
| 9  | Good Chat        | 2   | 2.1m   | 7.4m (1)  | 4.0m (2)  | 2:05.87 | 29.35s  | 31.65s |
| 7  | Whataboutbronson | 3   | 2.4m   | 11.6m (1) | 6.4m (3)  | 2:05.90 | 29.21s  | 31.48s |
| 1  | Karinya Max      | 4   | 7.2m   | 0.0m (0)  | 0.0m (0)  | 2:06.30 | 29.58s  | 32.37s |
| 4  | Josey Mint       | 5   | 13.8m  | 3.0m (1)  | 2.6m (1)  | 2:06.85 | 29.54s  | 32.69s |
| 6  | Caribbean Pat    | 6   | 21.9m  | 12.6m (0) | 18.6m (1) | 2:07.52 | 30.05s  | 32.06s |
| 5  | Midnight Terror  | 7   | 40.9m  | 31.0m (0) | 34.0m (0) | 2:09.10 | 29.81s  | 32.35s |
| 8  | Gulmarg          | 8   | 45.7m  | 8.4m (0)  | 20.4m (0) | 2:09.50 | 30.45s  | 33.80s |
| 10 | Phantom Star     | 9   | 119.3m | 55.0m (0) | 90.0m (0) | 2:15.61 | 32.19s  | 34.12s |

## Finish Position and metres gained

First Arrow shows distance gain/loss from 2nd Qtr to 3rd Qtr,  
Second Arrow shows distance gain/loss from 3rd Qtr to Finish  
Blue arrow indicates best gain in these quarters.



Powered by  
**PJ** Harness Analyser

Sectional Analysis Software  
Not just form | Free Trial

[www.facebook.com/PJHarnessRacing](https://www.facebook.com/PJHarnessRacing)



RISE Digital, Harness Racing Australia nor the provider accepts any responsibility for the completeness or accuracy of any of the information contained herein, and makes no representations about its suitability for any particular purpose. Users should make their own judgements about those matters and/or seek independent advice. You assume all risks associated with use of data provided on this page

# Parkes Race 7 Distance 1660m

Friday, 16 May 2025


Gross Time: 2:06.30 MileRate: 2:02.50 LeadTime: 3.70s First Qtr: 30.90s Second Qtr: 32.40s Third Qtr: 30.00s Fourth Qtr: 29.30s

DATA TABLE: 800 / 400 Posi's are position from leader and (how wide the horse was at that position)

| No | Horse           | Plc | Mar   | 800 Posi  | 400 Posi  | Time    | 3rd Qtr | 4th Qt |
|----|-----------------|-----|-------|-----------|-----------|---------|---------|--------|
| 9  | Heskoalatee     | 1   | 0.0m  | 12.6m (0) | 14.6m (0) | 2:06.30 | 30.13s  | 28.24s |
| 5  | Grant For Lexy  | 2   | 1.1m  | 0.0m (0)  | 0.0m (0)  | 2:06.38 | 30.00s  | 29.38s |
| 1  | Johemian        | 3   | 4.3m  | 4.6m (0)  | 5.8m (0)  | 2:06.63 | 30.09s  | 29.19s |
| 8  | Cam I Am        | 4   | 4.4m  | 2.6m (1)  | 2.0m (1)  | 2:06.64 | 29.96s  | 29.47s |
| 7  | Vinygetsachance | 5   | 8.9m  | 8.6m (0)  | 10.4m (0) | 2:06.98 | 30.13s  | 29.19s |
| 10 | Monster Mint    | 6   | 19.7m | 17.4m (0) | 19.6m (0) | 2:07.81 | 30.16s  | 29.31s |
| 6  | Yannick Gee     | 7   | 23.9m | 19.6m (1) | 19.2m (1) | 2:08.14 | 29.97s  | 29.64s |
| 2  | Bodeletos       | 8   | 25.5m | 6.6m (1)  | 6.4m (1)  | 2:08.26 | 30.00s  | 30.69s |
| 3  | Pad Thai        | 9   | 37.8m | 15.0m (1) | 14.4m (2) | 2:09.20 | 29.98s  | 31.00s |
| 4  | Smokey Bow      | 10  | 39.1m | 10.8m (1) | 11.4m (1) | 2:09.30 | 30.07s  | 31.32s |

## Finish Position and metres gained

First Arrow shows distance gain/loss from 2nd Qtr to 3rd Qtr,  
Second Arrow shows distance gain/loss from 3rd Qtr to Finish  
Blue arrow indicates best gain in these quarters.



Visual positions in race at 2nd Quarter



Visual positions in race at 3rd Quarter



Powered by



Harness Analyser

Sectional Analysis Software

Not just form | Free Trial

[www.facebook.com/PJHarnessRacing](http://www.facebook.com/PJHarnessRacing)



RISE Digital, Harness Racing Australia nor the provider accepts any responsibility for the completeness or accuracy of any of the information contained herein, and makes no representations about its suitability for any particular purpose. Users should make their own judgements about those matters and/or seek independent advice. You assume all risks associated with use of data provided on this page

# Parkes Race 8 Distance 1660m

Friday, 16 May 2025

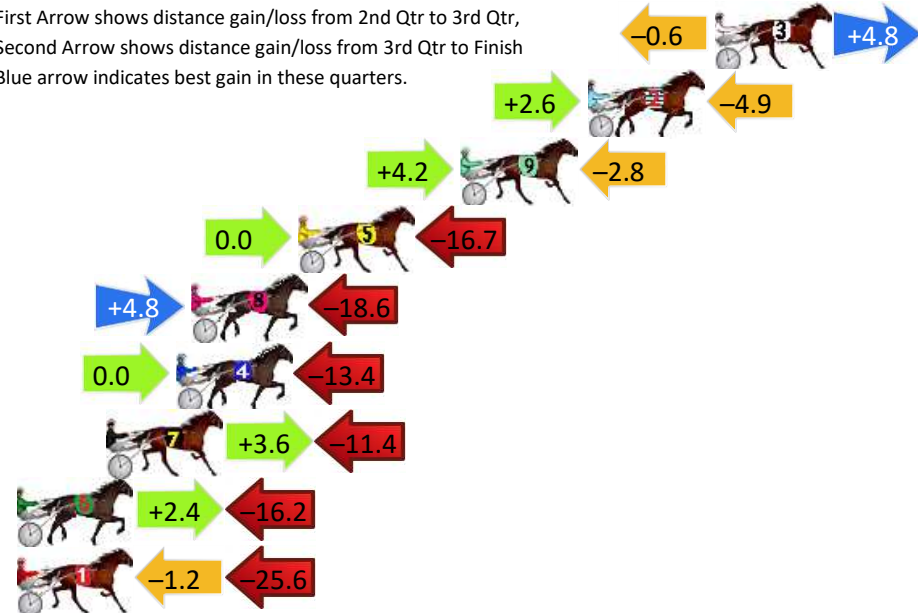
Gross Time: 2:06.40 MileRate: 2:02.50 LeadTime: 4.10s First Qtr: 29.50s Second Qtr: 32.80s Third Qtr: 30.50s Fourth Qtr: 29.50s

DATA TABLE: 800 / 400 Posi's are position from leader and (how wide the horse was at that position)

| NoHorse             | Plc | Mar   | 800 Posi  | 400 Posi  | Time    | 3rd Qtr | 4th Qt |
|---------------------|-----|-------|-----------|-----------|---------|---------|--------|
| 3 Jessie Lee        | 1   | 0.0m  | 4.2m (0)  | 4.8m (0)  | 2:06.40 | 30.54s  | 29.15s |
| 2 Limbo Lottie      | 2   | 5.1m  | 2.8m (1)  | 0.2m (1)  | 2:06.79 | 30.31s  | 29.86s |
| 9 Tiger Tooth       | 3   | 10.2m | 11.6m (1) | 7.4m (2)  | 2:07.19 | 30.19s  | 29.71s |
| 5 Mammals Reason    | 4   | 16.7m | 0.0m (0)  | 0.0m (0)  | 2:07.69 | 30.52s  | 30.72s |
| 8 Beautifully Put   | 5   | 21.0m | 7.2m (1)  | 2.4m (2)  | 2:08.02 | 30.17s  | 30.86s |
| 4 Colensjoy         | 6   | 21.6m | 8.2m (0)  | 8.2m (1)  | 2:08.07 | 30.52s  | 30.48s |
| 7 Shoobees Sunset   | 7   | 24.4m | 16.6m (1) | 13.0m (1) | 2:08.29 | 30.25s  | 30.34s |
| 6 Excuse To Collect | 8   | 34.8m | 21.0m (1) | 18.6m (1) | 2:09.09 | 30.34s  | 30.69s |
| 1 Global Goddess    | 9   | 39.0m | 12.2m (0) | 13.4m (0) | 2:09.42 | 30.62s  | 31.38s |

## Finish Position and metres gained

First Arrow shows distance gain/loss from 2nd Qtr to 3rd Qtr,  
Second Arrow shows distance gain/loss from 3rd Qtr to Finish  
Blue arrow indicates best gain in these quarters.



800

Visual positions in race at 2nd Quarter



400

Visual positions in race at 3rd Quarter



Powered by



Harness Analyser

Sectional Analysis Software

Not just form | Free Trial

[www.facebook.com/PJHarnessRacing](http://www.facebook.com/PJHarnessRacing)



RISE Digital, Harness Racing Australia nor the provider accepts any responsibility for the completeness or accuracy of any of the information contained herein, and makes no representations about its suitability for any particular purpose. Users should make their own judgements about those matters and/or seek independent advice. You assume all risks associated with use of data provided on this page