

Wagga Riverina Race 1 Distance 1740m

Friday, 16 May 2025

Gross Time: 2:04.80

MileRate: 1:55.40

LeadTime: 8.50s

First Qtr: 28.60s

Second Qtr: 29.20s

Third Qtr: 29.30s




Fourth Qtr: 29.20s

DATA TABLE: 800 / 400 Posi's are position from leader and (how wide the horse was at that position)

No	Horse	Plc	Mar	800 Posi	400 Posi	Time	3rd Qtr	4th Qt
4	Amerikin Runa	1	0.0m	8.6m (0)	4.2m (1)	2:04.80	28.98s	28.90s
5	Nice Won Gary	2	4.8m	4.2m (0)	5.2m (0)	2:05.17	29.37s	29.17s
3	Miki Loch	3	5.8m	13.0m (0)	9.4m (0)	2:05.24	29.04s	28.94s
1	Bayridge Tommy	4	6.2m	20.4m (0)	9.2m (1)	2:05.27	28.49s	28.98s
7	Mortlock	5	11.3m	5.8m (1)	0.0m (1)	2:05.67	28.88s	30.02s
10	Mister Raudonikis	6	19.6m	0.0m (0)	1.0m (0)	2:06.30	29.38s	30.55s
8	Maryville Alfie	7	23.3m	34.4m (1)	14.8m (2)	2:06.58	27.88s	29.82s
6	Kristysgirl	8	23.8m	13.2m (1)	13.2m (1)	2:06.62	29.30s	29.97s
9	Gee Young	9	36.2m	27.6m (0)	14.8m (0)	2:07.57	28.37s	30.75s
2	High Ho Silver	10	47.8m	29.0m (1)	17.0m (1)	2:08.46	28.43s	31.44s

Finish Position and metres gained

First Arrow shows distance gain/loss from 2nd Qtr to 3rd Qtr,
Second Arrow shows distance gain/loss from 3rd Qtr to Finish
Blue arrow indicates best gain in these quarters.



Wagga Riverina Race 2 Distance 1740m

Friday, 16 May 2025


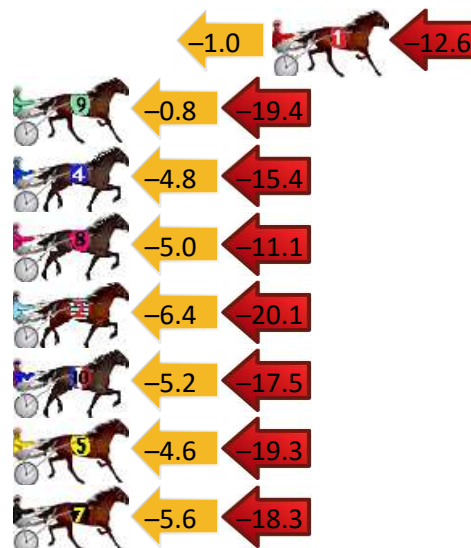
Gross Time: 2:06.00 MileRate: 1:56.50 LeadTime: 8.80s First Qtr: 29.30s Second Qtr: 31.10s Third Qtr: 29.30s Fourth Qtr: 27.50s

DATA TABLE: 800 / 400 Posi's are position from leader and (how wide the horse was at that position)


NoHorse	Plc	Mar	800 Posi	400 Posi	Time	3rd Qtr	4th Qt
6 Refusal	1	0.0m	3.8m (1)	3.0m (1)	2:06.00	29.24s	27.29s
3 Ava Dale	2	1.3m	0.0m (0)	0.0m (0)	2:06.09	29.30s	27.59s
1 Jungle Shark	3	17.6m	4.0m (0)	5.0m (0)	2:07.27	29.40s	28.36s
9 Perfectly Said	4	28.6m	8.4m (0)	9.2m (0)	2:08.07	29.40s	28.83s
4 Yeah Nah	5	32.6m	12.4m (0)	17.2m (0)	2:08.36	29.67s	28.55s
8 Tommys Dream Girl	6	32.7m	16.6m (0)	21.6m (0)	2:08.37	29.68s	28.26s
2 Hidden Art	7	34.7m	8.2m (1)	14.6m (1)	2:08.51	29.80s	28.87s
10 Rocknroll Grace	8	35.1m	12.4m (1)	17.6m (2)	2:08.54	29.71s	28.70s
5 Tatts Reason	9	41.3m	17.4m (1)	22.0m (1)	2:08.99	29.67s	28.82s
7 Lincs Lou	10	45.5m	21.6m (1)	27.2m (1)	2:09.29	29.74s	28.75s

Finish Position and metres gained

First Arrow shows distance gain/loss from 2nd Qtr to 3rd Qtr,
Second Arrow shows distance gain/loss from 3rd Qtr to Finish
Blue arrow indicates best gain in these quarters.



Visual positions in race at 2nd Quarter



Visual positions in race at 3rd Quarter

Wagga Riverina Race 3 Distance 1740m

Friday, 16 May 2025

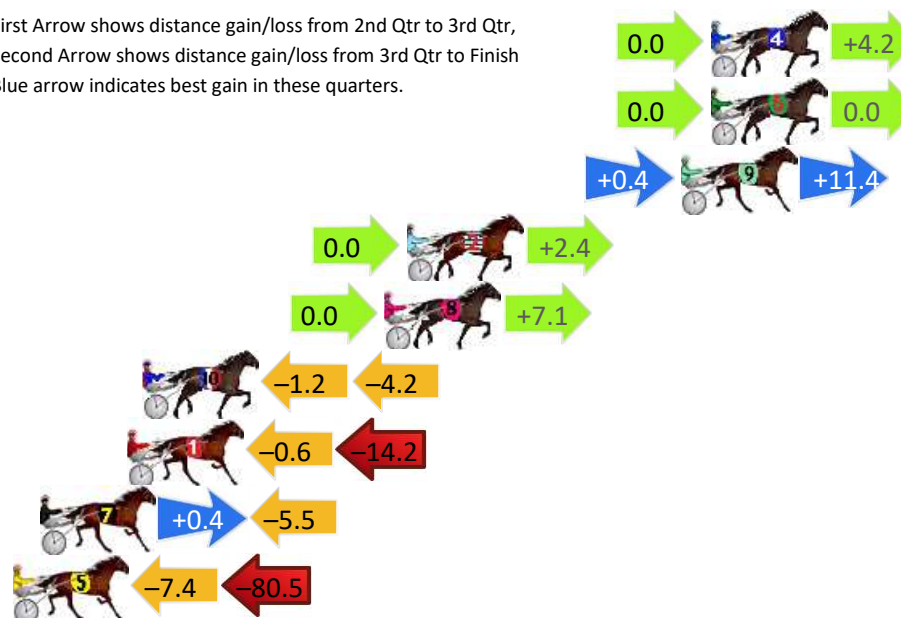
Gross Time: 2:02.60 MileRate: 1:53.40 LeadTime: 8.30s First Qtr: 28.90s Second Qtr: 29.00s Third Qtr: 28.00s Fourth Qtr: 28.40s

DATA TABLE: 800 / 400 Posi's are position from leader and (how wide the horse was at that position)

No	Horse	Plc	Mar	800 Posi	400 Posi	Time	3rd Qtr	4th Qt
4	We Dealin Diamonds	1	0.0m	4.2m (0)	4.2m (0)	2:02.60	28.00s	28.10s
6	Cinematic	2	0.0m	0.0m (0)	0.0m (0)	2:02.60	28.00s	28.40s
9	Mardibringsaparty	3	1.2m	13.0m (0)	12.6m (1)	2:02.69	27.98s	27.60s
2	Wamboyne Machete	4	12.2m	14.6m (1)	14.6m (2)	2:03.51	28.00s	28.23s
8	Our Triple Major	5	13.1m	20.2m (1)	20.2m (3)	2:03.58	28.00s	27.90s
10	I Lika Style	6	22.8m	17.4m (0)	18.6m (0)	2:04.30	28.08s	28.70s
1	Seaside Ball Gown	7	23.4m	8.6m (0)	9.2m (0)	2:04.35	28.04s	29.40s
7	Sheza Bettor Gem	8	26.9m	21.8m (0)	21.4m (2)	2:04.61	27.97s	28.79s
5	Coral Cays	9	98.3m	10.4m (1)	17.8m (1)	2:09.93	28.48s	34.08s

Finish Position and metres gained

First Arrow shows distance gain/loss from 2nd Qtr to 3rd Qtr,
Second Arrow shows distance gain/loss from 3rd Qtr to Finish
Blue arrow indicates best gain in these quarters.



800

Visual positions in race at 2nd Quarter



400

Visual positions in race at 3rd Quarter



Powered by



Harness Analyser

Sectional Analysis Software

Not just form | Free Trial

www.facebook.com/PJHarnessRacing



RISE Digital, Harness Racing Australia nor the provider accepts any responsibility for the completeness or accuracy of any of the information contained herein, and makes no representations about its suitability for any particular purpose. Users should make their own judgements about those matters and/or seek independent advice. You assume all risks associated with use of data provided on this page

Wagga Riverina Race 4 Distance 1740m

Friday, 16 May 2025



Gross Time: 2:03.90 MileRate: 1:54.60 LeadTime: 8.60s First Qtr: 28.60s Second Qtr: 30.30s Third Qtr: 28.20s Fourth Qtr: 28.20s

DATA TABLE: 800 / 400 Posi's are position from leader and (how wide the horse was at that position)

No	Horse	Plc	Mar	800 Posi	400 Posi	Time	3rd Qtr	4th Qt
5	Classic Beesmack	1	0.0m	0.0m (0)	0.0m (0)	2:03.90	28.20s	28.20s
6	Braebeach	2	9.3m	3.0m (1)	6.2m (1)	2:04.59	28.42s	28.42s
1	Heavens Badgirl	3	9.9m	5.2m (0)	5.2m (0)	2:04.63	28.20s	28.53s
4	Thats The Attitude	4	14.6m	13.6m (0)	13.4m (0)	2:04.98	28.19s	28.28s
7	The Texas Ranger	5	15.0m	21.4m (1)	18.4m (2)	2:05.01	27.99s	27.96s
9	Imperious	6	17.4m	9.4m (0)	9.6m (0)	2:05.19	28.21s	28.75s
10	Hes A Terror	7	17.9m	17.0m (1)	14.4m (2)	2:05.23	28.02s	28.45s
2	Roll To The Top	8	18.7m	12.4m (1)	15.8m (1)	2:05.29	28.44s	28.40s
8	Alta Bayamo	9	20.3m	25.8m (1)	22.6m (2)	2:05.40	27.98s	28.04s
3	Our Rocky	10	36.1m	7.0m (1)	11.0m (1)	2:06.58	28.48s	29.96s

Finish Position and metres gained

First Arrow shows distance gain/loss from 2nd Qtr to 3rd Qtr,
Second Arrow shows distance gain/loss from 3rd Qtr to Finish
Blue arrow indicates best gain in these quarters.



Visual positions in race at 2nd Quarter



Visual positions in race at 3rd Quarter

Wagga Riverina Race 5 Distance 1740m

Friday, 16 May 2025


Gross Time: 2:03.40 MileRate: 1:54.20 LeadTime: 8.70s First Qtr: 29.30s Second Qtr: 28.40s Third Qtr: 28.10s Fourth Qtr: 28.90s

DATA TABLE: 800 / 400 Posi's are position from leader and (how wide the horse was at that position)

No	Horse	Plc	Mar	800 Posi	400 Posi	Time	3rd Qtr	4th Qt
8	Kowhai Blaze	1	0.0m	0.0m (0)	0.0m (0)	2:03.40	28.10s	28.90s
4	Cee Cee Lou	2	10.0m	23.0m (1)	16.2m (2)	2:04.16	27.62s	28.45s
1	Merrywood Paul	3	10.2m	13.8m (0)	10.4m (0)	2:04.17	27.86s	28.89s
9	Ava Leanne	4	10.7m	18.6m (1)	12.6m (4)	2:04.21	27.68s	28.76s
2	Scottie Mach	5	10.9m	8.2m (1)	7.8m (2)	2:04.23	28.07s	29.12s
7	Papenhuyzen	6	12.2m	18.2m (0)	12.4m (1)	2:04.33	27.69s	28.89s
6	Caribbean Pride	7	14.1m	13.6m (1)	9.2m (3)	2:04.47	27.78s	29.25s
3	Barwen Storm	8	21.2m	5.4m (0)	6.0m (0)	2:05.01	28.13s	29.99s
5	Dee Terror	9	24.8m	22.6m (0)	15.4m (0)	2:05.28	27.58s	29.58s
10	Leaveamessage	10	39.0m	3.4m (1)	4.4m (1)	2:06.36	28.14s	31.39s

Finish Position and metres gained

First Arrow shows distance gain/loss from 2nd Qtr to 3rd Qtr,
Second Arrow shows distance gain/loss from 3rd Qtr to Finish
Blue arrow indicates best gain in these quarters.



800

Visual positions in race at 2nd Quarter



400

Visual positions in race at 3rd Quarter



Powered by



Harness Analyser

Sectional Analysis Software

Not just form | Free Trial

www.facebook.com/PJHarnessRacing



RISE Digital, Harness Racing Australia nor the provider accepts any responsibility for the completeness or accuracy of any of the information contained herein, and makes no representations about its suitability for any particular purpose. Users should make their own judgements about those matters and/or seek independent advice. You assume all risks associated with use of data provided on this page

Wagga Riverina Race 6 Distance 1740m

Friday, 16 May 2025


Gross Time: 2:03.90 MileRate: 1:54.60 LeadTime: 8.50s First Qtr: 28.60s Second Qtr: 30.30s Third Qtr: 29.10s Fourth Qtr: 27.40s

DATA TABLE: 800 / 400 Posi's are position from leader and (how wide the horse was at that position)

No	Horse	Plc	Mar	800 Posi	400 Posi	Time	3rd Qtr	4th Qt
10	Bubby To Base	1	0.0m	10.4m (1)	8.0m (2)	2:03.90	28.91s	26.86s
6	Gotta Hav Me	2	4.5m	6.4m (1)	4.2m (1)	2:04.22	28.95s	27.42s
5	Play It Cool	3	4.5m	2.6m (1)	0.0m (1)	2:04.22	28.93s	27.71s
9	Our Cheeky Devil	4	5.8m	14.4m (1)	12.0m (2)	2:04.32	28.92s	26.98s
1	Keayang Blue Jeans	5	6.6m	4.0m (0)	6.2m (0)	2:04.38	29.26s	27.43s
2	Thanks Be To God	6	8.4m	8.4m (0)	10.4m (0)	2:04.51	29.24s	27.26s
4	Surprise Landing	7	8.9m	18.8m (1)	17.0m (1)	2:04.54	28.96s	26.85s
7	Cheerstolou	8	9.9m	23.0m (1)	20.0m (2)	2:04.61	28.87s	26.71s
8	More Gooda	9	20.8m	12.4m (0)	14.6m (0)	2:05.40	29.27s	27.82s
3	Harperville	10	34.1m	0.0m (0)	2.0m (0)	2:06.36	29.31s	29.59s

Finish Position and metres gained

First Arrow shows distance gain/loss from 2nd Qtr to 3rd Qtr,
Second Arrow shows distance gain/loss from 3rd Qtr to Finish
Blue arrow indicates best gain in these quarters.



800

Visual positions in race at 2nd Quarter



400

Visual positions in race at 3rd Quarter



Powered by



Harness Analyser

Sectional Analysis Software

Not just form | Free Trial

www.facebook.com/PJHarnessRacing



RISE Digital, Harness Racing Australia nor the provider accepts any responsibility for the completeness or accuracy of any of the information contained herein, and makes no representations about its suitability for any particular purpose. Users should make their own judgements about those matters and/or seek independent advice. You assume all risks associated with use of data provided on this page

Wagga Riverina Race 7 Distance 2270m

Friday, 16 May 2025

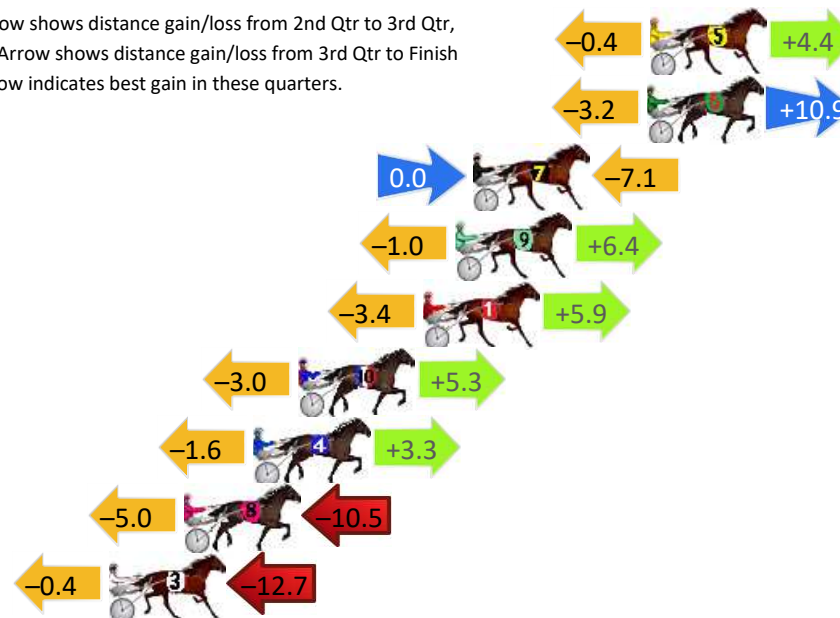
Gross Time: 2:43.40 MileRate: 1:55.90 LeadTime: 45.10s First Qtr: 30.50s Second Qtr: 30.40s Third Qtr: 28.40s Fourth Qtr: 29.00s

DATA TABLE: 800 / 400 Posi's are position from leader and (how wide the horse was at that position)

No	Horse	Plc	Mar	800 Posi	400 Posi	Time	3rd Qtr	4th Qt
5	She Haunts Em	1	0.0m	4.0m (0)	4.4m (0)	2:43.40	28.43s	28.68s
6	Victortheinflictor	2	0.1m	7.8m (1)	11.0m (2)	2:43.41	28.64s	28.21s
7	Tukaha	3	7.1m	0.0m (0)	0.0m (0)	2:43.94	28.39s	29.51s
9	Unchainmyart	4	7.8m	13.2m (0)	14.2m (0)	2:43.99	28.48s	28.54s
1	Brooklyns Best	5	9.1m	11.6m (1)	15.0m (1)	2:44.09	28.65s	28.57s
10	Burton	6	14.1m	16.4m (1)	19.4m (1)	2:44.47	28.62s	28.62s
4	The Clock Winder	7	15.9m	17.6m (0)	19.2m (0)	2:44.61	28.52s	28.76s
8	Smokin Pocket	8	18.7m	3.2m (1)	8.2m (1)	2:44.82	28.75s	29.76s
3	Captain Of Speed	9	21.7m	8.6m (0)	9.0m (0)	2:45.05	28.42s	29.92s

Finish Position and metres gained

First Arrow shows distance gain/loss from 2nd Qtr to 3rd Qtr,
Second Arrow shows distance gain/loss from 3rd Qtr to Finish
Blue arrow indicates best gain in these quarters.



800

Visual positions in race at 2nd Quarter



400

Visual positions in race at 3rd Quarter



Powered by



Harness Analyser

Sectional Analysis Software

Not just form | Free Trial

www.facebook.com/PJHarnessRacing



RISE Digital, Harness Racing Australia nor the provider accepts any responsibility for the completeness or accuracy of any of the information contained herein, and makes no representations about its suitability for any particular purpose. Users should make their own judgements about those matters and/or seek independent advice. You assume all risks associated with use of data provided on this page

Wagga Riverina Race 8 Distance 1740m

Friday, 16 May 2025

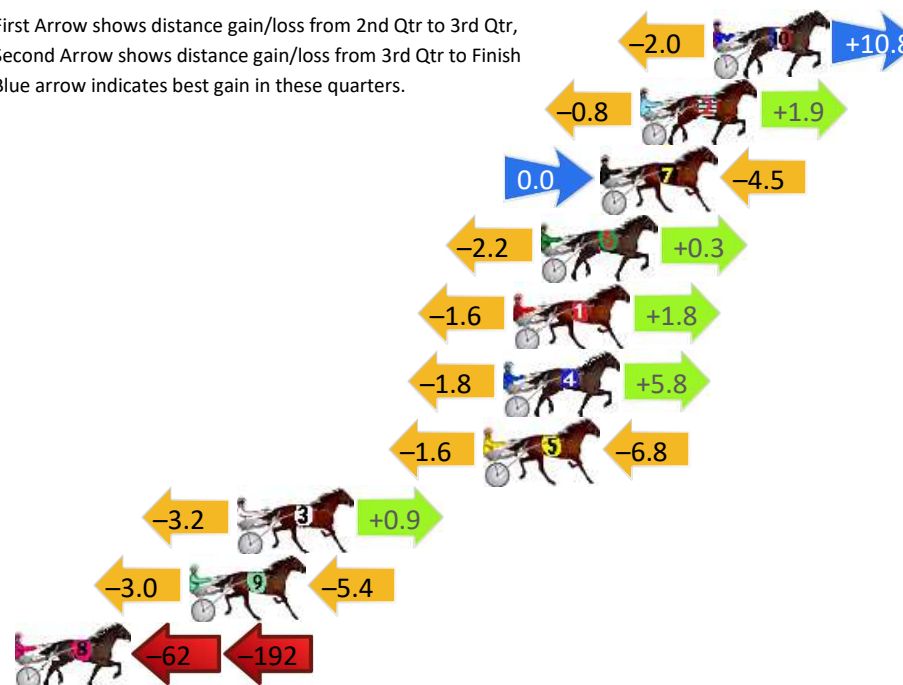
Gross Time: 2:02.20 MileRate: 1:53.00 LeadTime: 8.20s First Qtr: 29.00s Second Qtr: 30.10s Third Qtr: 27.50s Fourth Qtr: 27.40s

DATA TABLE: 800 / 400 Posi's are position from leader and (how wide the horse was at that position)

No	Horse	Plc	Mar	800 Posi	400 Posi	Time	3rd Qtr	4th Qt
10	Catalpa Rescue	1	0.0m	8.8m (1)	10.8m (2)	2:02.20	27.64s	26.66s
2	Skittle Bomb	2	2.9m	4.0m (0)	4.8m (0)	2:02.41	27.55s	27.27s
7	Captains Catch	3	4.5m	0.0m (0)	0.0m (0)	2:02.52	27.50s	27.71s
6	Diamond Eclipse	4	6.9m	5.0m (1)	7.2m (1)	2:02.70	27.65s	27.38s
1	Tizzy Lizzie	5	8.0m	8.2m (0)	9.8m (0)	2:02.78	27.61s	27.28s
4	Carlo Gambino	6	8.4m	12.4m (0)	14.2m (0)	2:02.81	27.62s	27.00s
5	Raging Sea	7	9.2m	0.8m (1)	2.4m (1)	2:02.86	27.61s	27.86s
3	Zenxena	8	19.1m	16.8m (1)	20.0m (1)	2:03.58	27.72s	27.34s
9	Hy Poactive	9	21.0m	12.6m (1)	15.6m (2)	2:03.71	27.71s	27.77s
8	Sweet Coco	10	272.0m	18.0m (0)	80.0m (0)	2:21.82	31.75s	40.48s

Finish Position and metres gained

First Arrow shows distance gain/loss from 2nd Qtr to 3rd Qtr,
Second Arrow shows distance gain/loss from 3rd Qtr to Finish
Blue arrow indicates best gain in these quarters.



800

Visual positions in race at 2nd Quarter



400

Visual positions in race at 3rd Quarter



Powered by



Harness Analyser

Sectional Analysis Software

Not just form | Free Trial

www.facebook.com/PJHarnessRacing



RISE Digital, Harness Racing Australia nor the provider accepts any responsibility for the completeness or accuracy of any of the information contained herein, and makes no representations about its suitability for any particular purpose. Users should make their own judgements about those matters and/or seek independent advice. You assume all risks associated with use of data provided on this page

Wagga Riverina Race 9 Distance 2270m

Friday, 16 May 2025

Gross Time: 2:42.00

MileRate: 1:54.90

LeadTime: 45.50s

First Qtr: 29.20s

Second Qtr: 29.90s

Third Qtr: 28.10s



Fourth Qtr: 29.30s

DATA TABLE: 800 / 400 Posi's are position from leader and (how wide the horse was at that position)

No	Horse	Plc	Mar	800 Posi	400 Posi	Time	3rd Qtr	4th Qt
2	Tick A Loch	1	0.0m	4.4m (0)	4.2m (0)	2:42.00	28.09s	28.99s
5	Needbee	2	3.9m	13.6m (0)	11.4m (1)	2:42.30	27.95s	28.75s
10	Im Dustee	3	7.9m	5.0m (1)	5.6m (1)	2:42.61	28.14s	29.47s
11	Cortez	4	12.4m	12.8m (1)	11.4m (2)	2:42.95	28.00s	29.37s
12	Missaudacious	5	13.6m	1.2m (2)	0.8m (1)	2:43.05	28.05s	30.23s
1	Captain Tom	6	14.3m	9.2m (0)	8.2m (0)	2:43.10	28.02s	29.74s
13	Im Alrite	7	20.5m	17.6m (1)	17.6m (2)	2:43.58	28.10s	29.51s
6	Alta William	8	22.5m	0.0m (0)	0.0m (0)	2:43.73	28.07s	30.94s
4	Donnie Mac	9	52.2m	23.0m (0)	20.2m (0)	2:46.01	27.85s	31.63s
3	Thalassophobia	10	52.2m	9.2m (1)	16.8m (1)	2:46.01	28.59s	31.88s

Finish Position and metres gained

First Arrow shows distance gain/loss from 2nd Qtr to 3rd Qtr,
Second Arrow shows distance gain/loss from 3rd Qtr to Finish
Blue arrow indicates best gain in these quarters.



Visual positions in race at 2nd Quarter



Visual positions in race at 3rd Quarter