

# Menangle Race 1 Distance 2300m

Saturday, 17 May 2025

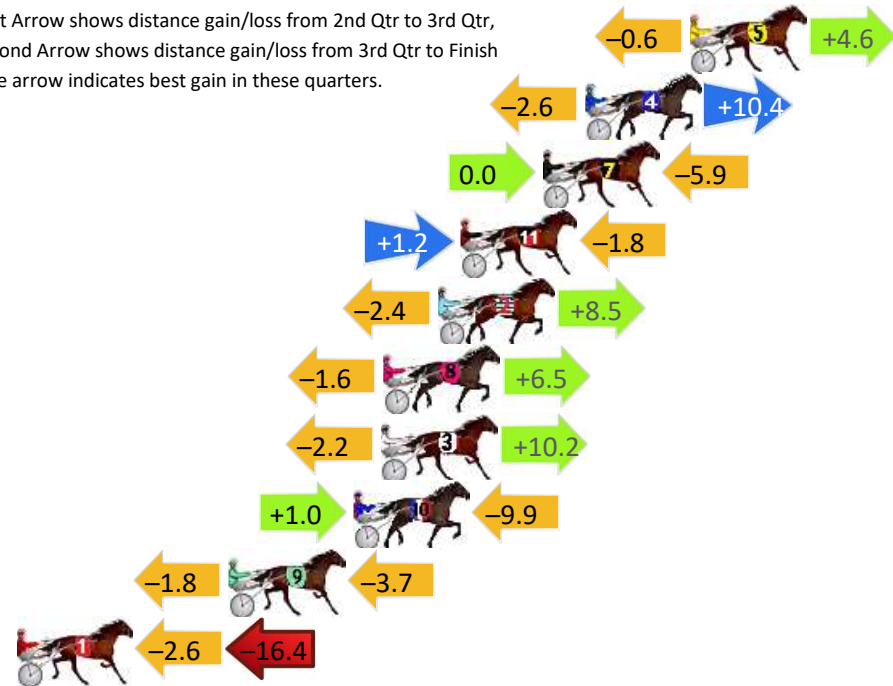
Gross Time: 2:44.70 MileRate: 1:55.30 LeadTime: 49.50s First Qtr: 30.80s Second Qtr: 29.30s Third Qtr: 27.70s Fourth Qtr: 27.40s

DATA TABLE: 800 / 400 Posi's are position from leader and (how wide the horse was at that position)

No	Horse	Plc	Mar	800 Posi	400 Posi	Time	3rd Qtr	4th Qt
5	Ooga Chaka	1	0.0m	4.0m (0)	4.6m (0)	2:44.70	27.74s	27.09s
4	Double Fear	2	4.2m	12.0m (0)	14.6m (0)	2:45.00	27.87s	26.69s
7	Craftmans Charlie	3	5.9m	0.0m (0)	0.0m (0)	2:45.13	27.70s	27.80s
11	Cya Art	4	9.2m	8.6m (1)	7.4m (2)	2:45.36	27.62s	27.52s
2	Sahara Sirocco	5	10.1m	16.2m (0)	18.6m (0)	2:45.43	27.86s	26.82s
8	Boom	6	12.3m	17.2m (1)	18.8m (1)	2:45.59	27.81s	26.96s
3	Romanee	7	12.4m	20.4m (0)	22.6m (0)	2:45.59	27.85s	26.71s
10	Dom Toretto	8	13.5m	4.6m (1)	3.6m (1)	2:45.67	27.64s	28.07s
9	Captain Bellasario	9	18.5m	13.0m (1)	14.8m (1)	2:46.03	27.82s	27.65s
1	Stormtide	10	27.0m	8.0m (0)	10.6m (0)	2:46.65	27.88s	28.52s

## Finish Position and metres gained

First Arrow shows distance gain/loss from 2nd Qtr to 3rd Qtr,  
Second Arrow shows distance gain/loss from 3rd Qtr to Finish  
Blue arrow indicates best gain in these quarters.



800

Visual positions in race at 2nd Quarter



400

Visual positions in race at 3rd Quarter



Powered by



Harness Analyser

Sectional Analysis Software

Not just form | Free Trial

[www.facebook.com/PJHarnessRacing](http://www.facebook.com/PJHarnessRacing)



RISE Digital, Harness Racing Australia nor the provider accepts any responsibility for the completeness or accuracy of any of the information contained herein, and makes no representations about its suitability for any particular purpose. Users should make their own judgements about those matters and/or seek independent advice. You assume all risks associated with use of data provided on this page

# Menangle Race 2 Distance 2300m

Saturday, 17 May 2025

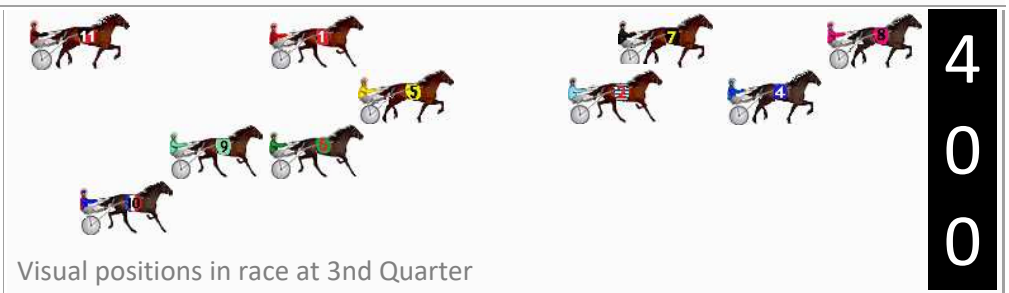

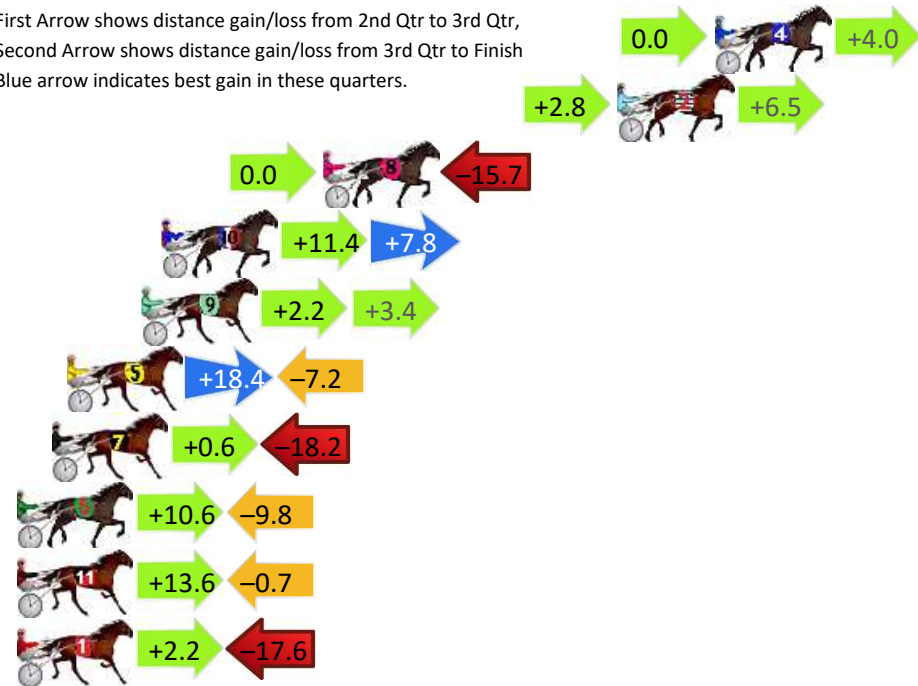
Gross Time: 2:42.10 MileRate: 1:53.40 LeadTime: 48.90s First Qtr: 29.20s Second Qtr: 26.90s Third Qtr: 28.10s Fourth Qtr: 29.00s

DATA TABLE: 800 / 400 Posi's are position from leader and (how wide the horse was at that position)

No	Horse	Plc	Mar	800 Posi	400 Posi	Time	3rd Qtr	4th Qt
4	Franco Tyson	1	0.0m	4.0m (0)	4.0m (1)	2:42.10	28.10s	28.71s
2	Has The Courage	2	3.9m	13.2m (0)	10.4m (1)	2:42.40	27.91s	28.53s
8	Sweetheart Bart	3	15.7m	0.0m (0)	0.0m (0)	2:43.29	28.08s	30.13s
10	Vinke B	4	22.2m	41.4m (0)	30.0m (3)	2:43.79	27.30s	28.44s
9	Sheffield Sparky	5	23.0m	28.6m (0)	26.4m (2)	2:43.85	27.95s	28.75s
5	Red Reactor	6	26.0m	37.2m (0)	18.8m (1)	2:44.08	26.79s	29.52s
7	Jalaneel	7	26.6m	9.0m (0)	8.4m (0)	2:44.12	28.04s	30.31s
6	Port Au Prince	8	32.2m	33.0m (0)	22.4m (2)	2:44.55	27.34s	29.71s
11	Tinder Surprise	9	32.7m	45.6m (0)	32.0m (0)	2:44.59	27.13s	29.05s
1	Hydeeho	10	40.0m	24.6m (0)	22.4m (0)	2:45.14	27.92s	30.27s

## Finish Position and metres gained

First Arrow shows distance gain/loss from 2nd Qtr to 3rd Qtr, Second Arrow shows distance gain/loss from 3rd Qtr to Finish  
Blue arrow indicates best gain in these quarters.



# Menangle Race 3 Distance 1609m

Saturday, 17 May 2025


Gross Time: 1:51.20 MileRate: 1:51.20 LeadTime: 0.00s First Qtr: 26.30s Second Qtr: 28.50s Third Qtr: 28.20s Fourth Qtr: 28.30s

DATA TABLE: 800 / 400 Posi's are position from leader and (how wide the horse was at that position)

No	Horse	Plc	Mar	800 Posi	400 Posi	Time	3rd Qtr	4th Qt
7	Kanena Provlima	1	0.0m	17.0m (1)	8.6m (3)	1:51.20	27.61s	27.69s
2	Double Act	2	2.2m	12.2m (0)	13.8m (1)	1:51.36	28.31s	27.48s
6	Mach Da Vinci	3	5.8m	8.2m (0)	9.6m (1)	1:51.63	28.30s	28.03s
8	District Attorney	4	7.5m	8.6m (1)	1.2m (1)	1:51.76	27.68s	28.74s
5	Our Vincent Can Gogh	5	10.7m	4.2m (0)	5.6m (1)	1:52.00	28.30s	28.66s
9	Curly James	6	16.4m	0.0m (0)	0.0m (0)	1:52.42	28.20s	29.45s
1	Our Uncle Jim	7	36.9m	16.2m (0)	14.4m (3)	1:53.94	28.07s	29.88s
3	Joe Nien	8	40.0m	13.0m (1)	10.4m (2)	1:54.17	28.01s	30.38s

## Finish Position and metres gained

First Arrow shows distance gain/loss from 2nd Qtr to 3rd Qtr,  
Second Arrow shows distance gain/loss from 3rd Qtr to Finish  
Blue arrow indicates best gain in these quarters.



800

Visual positions in race at 2nd Quarter



400

Visual positions in race at 3rd Quarter



Powered by



Harness Analyser

Sectional Analysis Software

Not just form | Free Trial

[www.facebook.com/PJHarnessRacing](http://www.facebook.com/PJHarnessRacing)



RISE Digital, Harness Racing Australia nor the provider accepts any responsibility for the completeness or accuracy of any of the information contained herein, and makes no representations about its suitability for any particular purpose. Users should make their own judgements about those matters and/or seek independent advice. You assume all risks associated with use of data provided on this page

# Menangle Race 4 Distance 2300m

Saturday, 17 May 2025


Gross Time: 2:45.00 MileRate: 1:55.40 LeadTime: 47.60s First Qtr: 31.00s Second Qtr: 29.50s Third Qtr: 28.50s Fourth Qtr: 28.40s

DATA TABLE: 800 / 400 Posi's are position from leader and (how wide the horse was at that position)

No	Horse	Plc	Mar	800 Posi	400 Posi	Time	3rd Qtr	4th Qt
3	The Metal Flyer	1	0.0m	4.0m (0)	4.0m (0)	2:45.00	28.50s	28.12s
13	Cash And Bling	2	8.9m	18.6m (1)	21.4m (2)	2:45.66	28.70s	27.52s
1	Captain Blood	3	11.7m	8.4m (0)	8.4m (0)	2:45.87	28.50s	28.63s
2	Valiente Hanover	4	12.9m	10.4m (1)	13.0m (2)	2:45.96	28.68s	28.39s
10	Prince Of Peace	5	13.3m	14.6m (1)	17.4m (2)	2:45.99	28.70s	28.11s
8	Baltusrol	6	14.8m	25.4m (0)	25.2m (1)	2:46.10	28.48s	27.67s
4	Alta Sierra	7	15.9m	0.0m (0)	0.0m (0)	2:46.19	28.50s	29.52s
12	Parallel	8	16.7m	21.4m (0)	21.4m (0)	2:46.25	28.50s	28.07s
11	Notsokool	9	21.9m	17.2m (0)	17.4m (0)	2:46.63	28.51s	28.72s
14	Sweet Hayley Jane	10	23.4m	12.6m (0)	12.6m (0)	2:46.75	28.50s	29.16s
6	Tooram Magic	11	31.0m	2.0m (1)	4.4m (1)	2:47.31	28.67s	30.28s
5	The Big End Oftown	12	31.7m	6.4m (1)	9.8m (1)	2:47.36	28.74s	29.95s

## Finish Position and metres gained

First Arrow shows distance gain/loss from 2nd Qtr to 3rd Qtr,  
Second Arrow shows distance gain/loss from 3rd Qtr to Finish  
Blue arrow indicates best gain in these quarters.



800

Visual positions in race at 2nd Quarter



400

Visual positions in race at 3rd Quarter



Powered by  
**PJ** Harness Analyser

Sectional Analysis Software  
Not just form | Free Trial



RISE Digital, Harness Racing Australia nor the provider accepts any responsibility for the completeness or accuracy of any of the information contained herein, and makes no representations about its suitability for any particular purpose. Users should make their own judgements about those matters and/or seek independent advice. You assume all risks associated with use of data provided on this page

[www.facebook.com/PJHarnessRacing](https://www.facebook.com/PJHarnessRacing)

# Menangle Race 5 Distance 2300m

Saturday, 17 May 2025

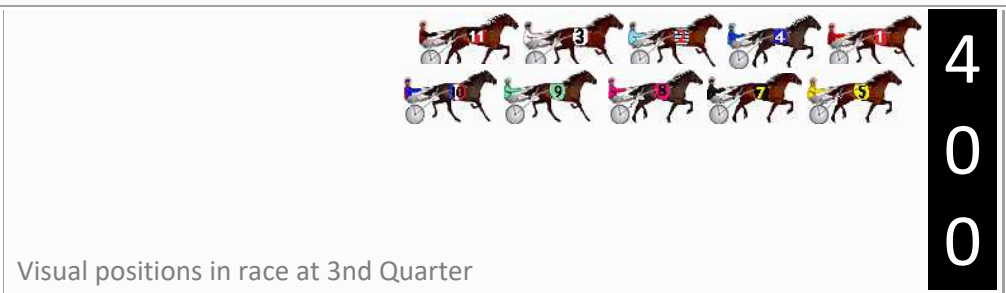


Gross Time: 2:42.70 MileRate: 1:53.80 LeadTime: 49.30s First Qtr: 30.00s Second Qtr: 28.80s Third Qtr: 27.40s Fourth Qtr: 27.20s

DATA TABLE: 800 / 400 Posi's are position from leader and (how wide the horse was at that position)

No	Horse	Plc	Mar	800 Posi	400 Posi	Time	3rd Qtr	4th Qt
8	Nyack	1	0.0m	20.4m (1)	8.8m (1)	2:42.70	26.61s	26.60s
10	Kingmaker	2	3.6m	29.0m (1)	17.0m (1)	2:42.96	26.58s	26.29s
1	Max Delight	3	4.3m	0.0m (0)	0.0m (0)	2:43.01	27.40s	27.49s
5	Chevron Art	4	5.5m	11.6m (1)	0.8m (1)	2:43.09	26.67s	27.52s
9	Jay Ok	4	5.5m	24.8m (1)	13.0m (1)	2:43.09	26.60s	26.69s
2	Ravishing Sloy	6	9.8m	8.0m (0)	8.0m (0)	2:43.40	27.40s	27.32s
4	Im The Falcon	7	10.9m	4.0m (0)	4.0m (0)	2:43.48	27.40s	27.67s
7	Skylord	8	11.1m	16.0m (1)	4.8m (1)	2:43.49	26.64s	27.63s
3	Terry	9	12.3m	12.0m (0)	12.2m (0)	2:43.58	27.41s	27.21s
11	Petes Said So	10	16.8m	33.0m (0)	16.4m (0)	2:43.90	26.27s	27.23s

## Finish Position and metres gained

First Arrow shows distance gain/loss from 2nd Qtr to 3rd Qtr,  
Second Arrow shows distance gain/loss from 3rd Qtr to Finish  
Blue arrow indicates best gain in these quarters.



Powered by



Harness Analyser

Sectional Analysis Software

Not just form | Free Trial

[www.facebook.com/PJHarnessRacing](http://www.facebook.com/PJHarnessRacing)



RISE Digital, Harness Racing Australia nor the provider accepts any responsibility for the completeness or accuracy of any of the information contained herein, and makes no representations about its suitability for any particular purpose. Users should make their own judgements about those matters and/or seek independent advice. You assume all risks associated with use of data provided on this page

# Menangle Race 6 Distance 2300m

Saturday, 17 May 2025



Gross Time: 2:43.40 MileRate: 1:54.30 LeadTime: 48.60s First Qtr: 30.60s Second Qtr: 28.30s Third Qtr: 27.90s Fourth Qtr: 28.00s

DATA TABLE: 800 / 400 Posi's are position from leader and (how wide the horse was at that position)

No	Horse	Plc	Mar	800 Posi	400 Posi	Time	3rd Qtr	4th Qt
6	Horn Player	1	0.0m	0.0m (0)	0.0m (0)	2:43.40	27.90s	28.00s
8	Tomahawk Bart	2	3.2m	4.0m (0)	4.0m (0)	2:43.64	27.90s	27.94s
5	Duggee Sloy	3	5.3m	17.2m (0)	17.6m (1)	2:43.79	27.93s	27.14s
3	Bandit Eyes	4	16.0m	21.4m (0)	21.6m (1)	2:44.58	27.91s	27.61s
1	Turbo Tommy	5	16.3m	13.2m (0)	13.6m (1)	2:44.60	27.93s	28.19s
11	Mister Bluechip	6	17.6m	11.4m (1)	10.0m (2)	2:44.70	27.80s	28.53s
9	Vite Monet	7	17.9m	7.2m (1)	6.2m (1)	2:44.72	27.83s	28.81s
12	Whyiman	8	24.7m	19.8m (1)	18.0m (2)	2:45.22	27.77s	28.47s
7	Tardelli	9	32.6m	24.2m (1)	22.0m (2)	2:45.80	27.75s	28.74s
4	Maurlen Boy	10	34.1m	15.6m (1)	14.0m (2)	2:45.91	27.79s	29.40s
2	Noisy Crusader	11	51.4m	9.2m (0)	9.6m (0)	2:47.18	27.92s	30.91s
10	Bartello	12	79.8m	45.0m (0)	55.0m (0)	2:49.27	28.59s	29.73s

## Finish Position and metres gained

First Arrow shows distance gain/loss from 2nd Qtr to 3rd Qtr,  
Second Arrow shows distance gain/loss from 3rd Qtr to Finish  
Blue arrow indicates best gain in these quarters.



# Menangle Race 7 Distance 2300m

Saturday, 17 May 2025



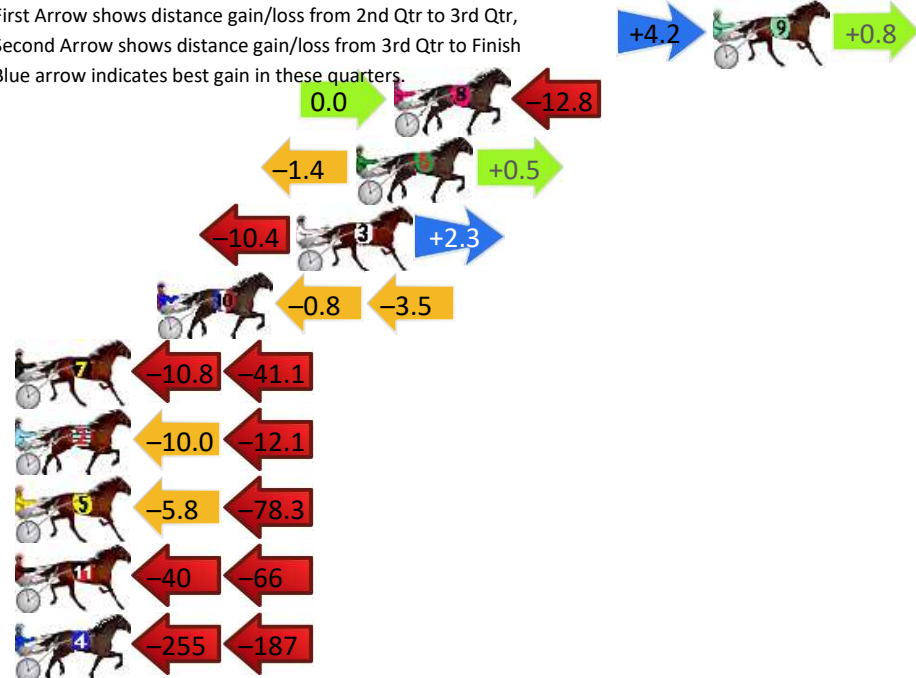
Gross Time: 2:47.90 MileRate: 1:57.50 LeadTime: 47.45s First Qtr: 31.80s Second Qtr: 30.90s Third Qtr: 28.35s Fourth Qtr: 29.40s

DATA TABLE: 800 / 400 Posi's are position from leader and (how wide the horse was at that position)

No	Horse	Plc	Mar	800 Posi	400 Posi	Time	3rd Qtr	4th Qt
9	Gatesys Gem	1	0.0m	5.0m (1)	0.8m (1)	2:47.90	28.05s	29.34s
8	Commodus	2	12.8m	0.0m (0)	0.0m (0)	2:48.89	28.33s	30.34s
6	Miss Ohana	3	14.3m	13.4m (1)	14.8m (2)	2:49.00	28.45s	29.36s
3	Lotus Louise	4	16.7m	8.6m (0)	19.0m (1)	2:49.19	29.10s	29.23s
10	Enchauffour	5	22.3m	18.0m (1)	18.8m (2)	2:49.62	28.40s	29.66s
7	San Juan Mountain	6	55.9m	4.0m (0)	14.8m (0)	2:52.21	29.07s	32.40s
2	Ezra Kai	7	82.1m	60.0m (0)	70.0m (0)	2:54.23	29.05s	30.28s
5	Claudys Hero	8	93.3m	9.2m (1)	15.0m (1)	2:55.09	28.66s	35.12s
11	Monty Monte	9	185.6m	80.0m (0)	120.0m (0)	3:02.21	31.14s	34.19s
4	Jackies Gift	10	486.7m	45.0m (0)	300.0m (0)	3:25.42	46.41s	43.05s

## Finish Position and metres gained

First Arrow shows distance gain/loss from 2nd Qtr to 3rd Qtr,  
Second Arrow shows distance gain/loss from 3rd Qtr to Finish  
Blue arrow indicates best gain in these quarters.



Powered by  
**PJ** Harness Analyser

Sectional Analysis Software  
Not just form | Free Trial



RISE Digital, Harness Racing Australia nor the provider accepts any responsibility for the completeness or accuracy of any of the information contained herein, and makes no representations about its suitability for any particular purpose. Users should make their own judgements about those matters and/or seek independent advice. You assume all risks associated with use of data provided on this page

[www.facebook.com/PJHarnessRacing](http://www.facebook.com/PJHarnessRacing)

# Menangle Race 8 Distance 2300m

Saturday, 17 May 2025

Gross Time: 2:51.80

MileRate: 2:00.20

LeadTime: 54.70s

First Qtr: 29.30s

Second Qtr: 29.20s

Third Qtr: 29.20s


Fourth Qtr: 29.40s

DATA TABLE: 800 / 400 Posi's are position from leader and (how wide the horse was at that position)

NoHorse	Plc	Mar	800 Posi	400 Posi	Time	3rd Qtr	4th Qt
8 Sunny Gee	1	0.0m	8.2m (0)	8.0m (0)	2:51.80	29.19s	28.82s
14 London To A Brick	2	1.9m	23.4m (1)	20.0m (2)	2:51.95	28.96s	28.08s
3 Courage Stride	3	3.4m	12.2m (0)	12.0m (0)	2:52.06	29.19s	28.77s
1 Speedy Lover	4	8.0m	21.6m (0)	21.4m (1)	2:52.42	29.19s	28.42s
15 Constantinople	5	9.1m	19.0m (1)	15.6m (2)	2:52.50	28.95s	28.92s
13 Toro Stride	6	9.3m	16.6m (0)	16.0m (0)	2:52.52	29.16s	28.91s
12 Hanover Da Moon	7	18.1m	0.0m (0)	0.0m (0)	2:53.20	29.20s	30.72s
6 Aldebaran Jensen	8	20.8m	4.2m (0)	4.0m (0)	2:53.40	29.18s	30.63s
5 Leaf Stride	9	50.4m	14.4m (1)	16.6m (1)	2:55.69	29.35s	31.87s
11 Jazspur	10	56.1m	9.0m (1)	12.4m (1)	2:56.12	29.44s	32.59s
9 Rakero Blaze	11	129.3m	80.0m (0)	100.0m (0)	3:01.77	30.65s	31.54s
7 Valtino	12	134.9m	85.0m (0)	105.0m (0)	3:02.20	30.65s	31.59s
4 Familiar Tricks	13	147.7m	100.0m (0)	120.0m (0)	3:03.19	30.65s	31.42s
2 Hot To Trot	14	170.6m	110.0m (0)	130.0m (0)	3:04.95	30.65s	32.37s


## Finish Position and metres gained

First Arrow shows distance gain/loss from 2nd Qtr to 3rd Qtr,  
Second Arrow shows distance gain/loss from 3rd Qtr to Finish  
Blue arrow indicates best gain in these quarters.



# Menangle Race 8 Distance 2300m

Saturday, 17 May 2025



# Menangle Race 9 Distance 1609m

Saturday, 17 May 2025


Gross Time: 1:50.90 MileRate: 1:50.90 LeadTime: 0.00s First Qtr: 26.90s Second Qtr: 27.40s Third Qtr: 27.90s Fourth Qtr: 28.70s

DATA TABLE: 800 / 400 Posi's are position from leader and (how wide the horse was at that position)

No	Horse	Plc	Mar	800 Posi	400 Posi	Time	3rd Qtr	4th Qt
4	Ever Art	1	0.0m	8.0m (0)	8.0m (0)	1:50.90	27.91s	28.13s
8	Maria Allegonda	2	1.5m	17.8m (1)	13.4m (1)	1:51.01	27.60s	27.85s
7	Bella Danza	3	3.5m	0.0m (0)	4.0m (0)	1:51.16	28.18s	28.66s
5	Ideal In Dreams	4	5.9m	20.8m (0)	21.2m (1)	1:51.34	27.94s	27.61s
1	My Crackling Rosie	5	8.3m	12.2m (0)	13.0m (0)	1:51.53	27.96s	28.36s
9	Heavenly Holly	6	12.3m	21.8m (1)	16.8m (2)	1:51.83	27.55s	28.38s
6	Boulevardofdreams	7	16.1m	4.0m (1)	0.0m (0)	1:52.11	27.60s	29.85s
2	Im Desirable	8	18.7m	16.6m (0)	17.6m (0)	1:52.31	27.97s	28.78s
3	Gipsy Princess	9	44.0m	13.8m (1)	11.0m (2)	1:54.22	27.67s	31.05s

## Finish Position and metres gained

First Arrow shows distance gain/loss from 2nd Qtr to 3rd Qtr,  
Second Arrow shows distance gain/loss from 3rd Qtr to Finish  
Blue arrow indicates best gain in these quarters.



Visual positions in race at 2nd Quarter



Visual positions in race at 3rd Quarter



Powered by



Harness Analyser

Sectional Analysis Software

Not just form | Free Trial

[www.facebook.com/PJHarnessRacing](http://www.facebook.com/PJHarnessRacing)



RISE Digital, Harness Racing Australia nor the provider accepts any responsibility for the completeness or accuracy of any of the information contained herein, and makes no representations about its suitability for any particular purpose. Users should make their own judgements about those matters and/or seek independent advice. You assume all risks associated with use of data provided on this page