

West Wyalong Race 1 Distance 1740m

Sunday, 18 May 2025

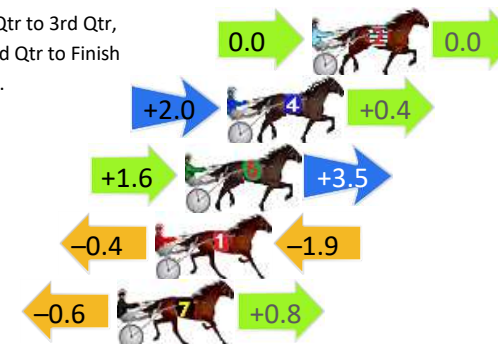
Gross Time: 2:13.90 MileRate: 2:03.80 LeadTime: 9.50s First Qtr: 31.80s Second Qtr: 32.70s Third Qtr: 30.50s Fourth Qtr: 29.40s

DATA TABLE: 800 / 400 Posi's are position from leader and (how wide the horse was at that position)

NoHorse	Plc	Mar	800 Posi	400 Posi	Time	3rd Qtr	4th Qt
2 Eva Waratah	1	0.0m	0.0m (0)	0.0m (0)	2:13.90	30.50s	29.40s
4 Stay Alpha	2	3.4m	5.8m (1)	3.8m (1)	2:14.16	30.35s	29.37s
6 Tinnysmedad	3	5.1m	10.2m (1)	8.6m (1)	2:14.29	30.38s	29.14s
1 Jets Reason	4	6.3m	4.0m (0)	4.4m (0)	2:14.39	30.53s	29.54s
7 The Ocean Spirit	5	7.8m	8.0m (0)	8.6m (0)	2:14.50	30.54s	29.34s

Finish Position and metres gained

First Arrow shows distance gain/loss from 2nd Qtr to 3rd Qtr,
Second Arrow shows distance gain/loss from 3rd Qtr to Finish
Blue arrow indicates best gain in these quarters.



800

Visual positions in race at 2nd Quarter



400

Visual positions in race at 3rd Quarter



Powered by



Harness Analyser

Sectional Analysis Software

Not just form | Free Trial

www.facebook.com/PJHarnessRacing



RISE Digital, Harness Racing Australia nor the provider accepts any responsibility for the completeness or accuracy of any of the information contained herein, and makes no representations about its suitability for any particular purpose. Users should make their own judgements about those matters and/or seek independent advice. You assume all risks associated with use of data provided on this page

West Wyalong Race 2 Distance 1740m

Sunday, 18 May 2025


Gross Time: 2:12.40 MileRate: 2:02.50 LeadTime: 9.40s First Qtr: 31.90s Second Qtr: 30.00s Third Qtr: 30.80s Fourth Qtr: 30.30s

DATA TABLE: 800 / 400 Posi's are position from leader and (how wide the horse was at that position)

No	Horse	Plc	Mar	800 Posi	400 Posi	Time	3rd Qtr	4th Qt
8	I Am The Tornado	1	0.0m	10.6m (1)	9.6m (1)	2:12.40	30.72s	29.58s
1	Ingermarla	2	7.8m	0.0m (0)	0.0m (0)	2:13.02	30.80s	30.89s
3	Ultimate Me	3	8.1m	1.6m (1)	0.8m (1)	2:13.04	30.74s	30.85s
2	Didnt I	4	11.0m	6.4m (1)	5.0m (1)	2:13.27	30.70s	30.75s
7	Glemelly Beach	5	14.8m	4.4m (0)	4.4m (0)	2:13.57	30.81s	31.08s
10	Eyes For Dollars	6	15.4m	8.4m (0)	8.8m (0)	2:13.62	30.83s	30.80s
4	Sherman	7	15.5m	15.4m (1)	13.6m (1)	2:13.63	30.66s	30.44s
9	Miami Surf	8	16.0m	16.8m (0)	18.2m (0)	2:13.67	30.90s	30.13s
6	Mastablasta	9	24.9m	19.6m (1)	17.6m (1)	2:14.38	30.65s	30.85s
5	Light Up Lily	10	25.0m	12.8m (0)	13.4m (0)	2:14.38	30.85s	31.17s

Finish Position and metres gained

First Arrow shows distance gain/loss from 2nd Qtr to 3rd Qtr,
Second Arrow shows distance gain/loss from 3rd Qtr to Finish
Blue arrow indicates best gain in these quarters.



800

Visual positions in race at 2nd Quarter



400

Visual positions in race at 3rd Quarter



Powered by



Harness Analyser

Sectional Analysis Software

Not just form | Free Trial

www.facebook.com/PJHarnessRacing



RISE Digital, Harness Racing Australia nor the provider accepts any responsibility for the completeness or accuracy of any of the information contained herein, and makes no representations about its suitability for any particular purpose. Users should make their own judgements about those matters and/or seek independent advice. You assume all risks associated with use of data provided on this page

West Wyalong Race 3 Distance 1740m

Sunday, 18 May 2025

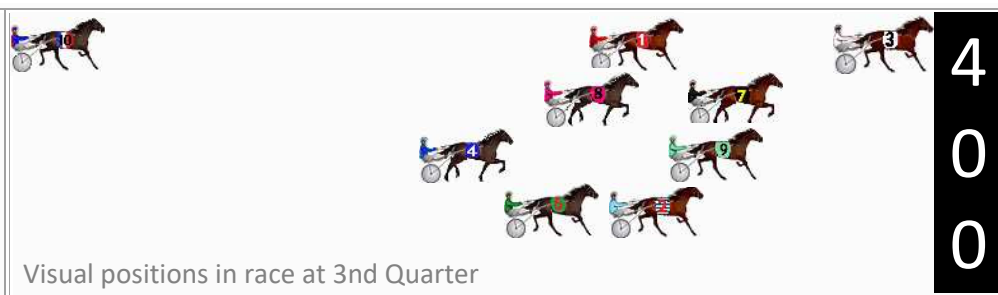

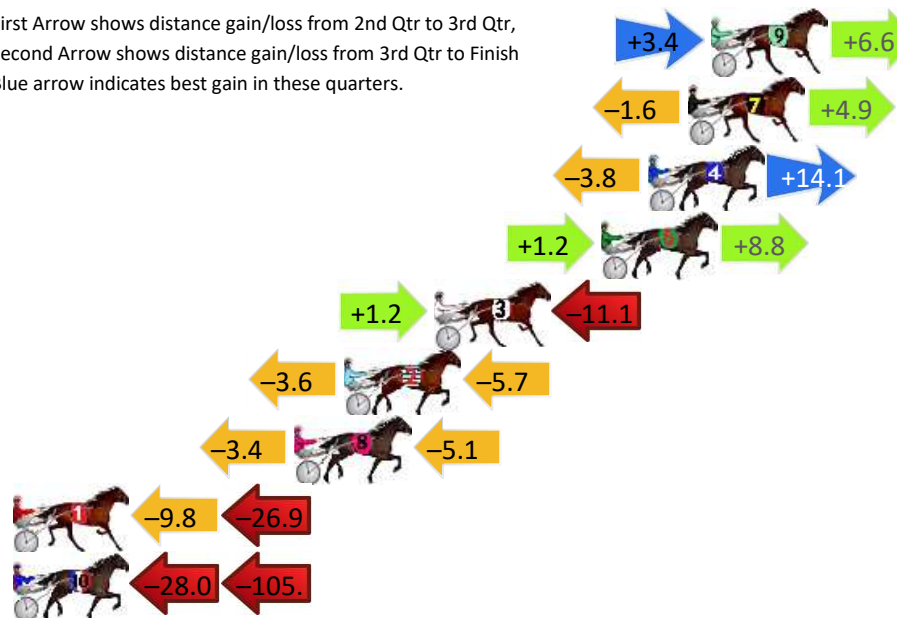
Gross Time: 2:10.40 MileRate: 2:00.60 LeadTime: 8.90s First Qtr: 29.00s Second Qtr: 31.40s Third Qtr: 29.70s Fourth Qtr: 31.40s

DATA TABLE: 800 / 400 Posi's are position from leader and (how wide the horse was at that position)

No	Horse	Plc	Mar	800 Posi	400 Posi	Time	3rd Qtr	4th Qt
9	Cracker Miss	1	0.0m	10.0m (1)	6.6m (2)	2:10.40	29.46s	30.88s
7	Jazzmin	2	0.9m	4.2m (0)	5.8m (1)	2:10.47	29.83s	31.02s
4	All So Sassy	3	2.5m	12.8m (0)	16.6m (2)	2:10.61	30.02s	30.30s
6	Glamour Fox	4	4.4m	14.4m (1)	13.2m (3)	2:10.76	29.63s	30.71s
3	Rocknroll Upton	5	11.1m	1.2m (1)	0.0m (0)	2:11.31	29.59s	32.27s
2	Ellava Pacer	6	14.7m	5.4m (1)	9.0m (3)	2:11.61	29.96s	31.84s
8	Most Certain Micky	7	16.7m	8.2m (0)	11.6m (1)	2:11.77	29.95s	31.80s
1	No More Promises	8	36.7m	0.0m (0)	9.8m (0)	2:13.41	30.39s	33.50s
10	Yoo Trish	9	165.6m	32.0m (0)	60.0m (0)	2:23.99	31.60s	39.64s

Finish Position and metres gained

First Arrow shows distance gain/loss from 2nd Qtr to 3rd Qtr, Second Arrow shows distance gain/loss from 3rd Qtr to Finish Blue arrow indicates best gain in these quarters.



West Wyalong Race 4 Distance 1740m

Sunday, 18 May 2025


Gross Time: 2:10.80 MileRate: 2:01.00 LeadTime: 8.80s First Qtr: 29.40s Second Qtr: 32.70s Third Qtr: 30.30s Fourth Qtr: 29.60s

DATA TABLE: 800 / 400 Posi's are position from leader and (how wide the horse was at that position)

No	Horse	Plc	Mar	800 Posi	400 Posi	Time	3rd Qtr	4th Qt
5	Harvey Hughes	1	0.0m	0.6m (0)	0.0m (0)	2:10.80	30.26s	29.60s
8	Girls View	2	10.9m	0.0m (1)	1.0m (1)	2:11.65	30.38s	30.33s
2	Camnat	3	11.1m	8.4m (1)	9.0m (1)	2:11.66	30.35s	29.75s
10	Ideal Tao	4	15.0m	18.6m (2)	7.4m (2)	2:11.96	29.47s	30.16s
3	Roll Play	5	15.4m	12.6m (1)	11.8m (2)	2:11.99	30.24s	29.86s
9	Stars Abroad	6	16.0m	12.6m (0)	14.6m (1)	2:12.04	30.45s	29.70s
4	Weeneeddreams	7	16.1m	4.4m (1)	5.0m (1)	2:12.05	30.35s	30.42s
7	Alice On The Beach	8	16.4m	8.4m (0)	9.6m (0)	2:12.07	30.40s	30.10s
1	Glamors Symbol	9	19.5m	4.6m (0)	5.0m (0)	2:12.31	30.34s	30.67s
6	Blazing	10	22.0m	17.0m (1)	17.8m (0)	2:12.51	30.36s	29.91s

Finish Position and metres gained

First Arrow shows distance gain/loss from 2nd Qtr to 3rd Qtr,
Second Arrow shows distance gain/loss from 3rd Qtr to Finish
Blue arrow indicates best gain in these quarters.



800

Visual positions in race at 2nd Quarter



400

Visual positions in race at 3rd Quarter

West Wyalong Race 5 Distance 1740m

Sunday, 18 May 2025


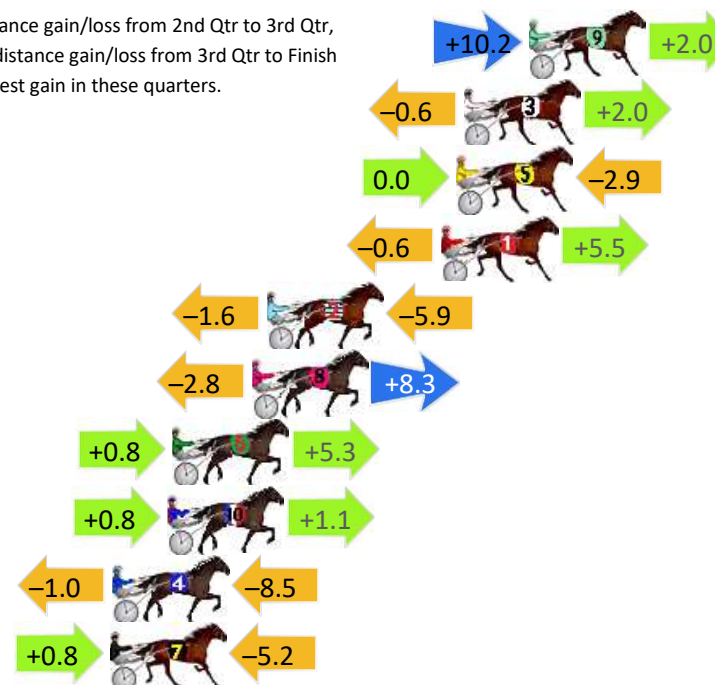
Gross Time: 2:10.60 MileRate: 2:00.80 LeadTime: 9.00s First Qtr: 29.80s Second Qtr: 32.00s Third Qtr: 29.50s Fourth Qtr: 30.30s

DATA TABLE: 800 / 400 Posi's are position from leader and (how wide the horse was at that position)

No	Horse	Plc	Mar	800 Posi	400 Posi	Time	3rd Qtr	4th Qt
9	Tiger Cheddar	1	0.0m	12.2m (1)	2.0m (2)	2:10.60	28.74s	30.15s
3	Complicated	2	2.6m	4.0m (0)	4.6m (0)	2:10.81	29.55s	30.15s
5	Pyekakariki	3	2.9m	0.0m (0)	0.0m (0)	2:10.83	29.50s	30.52s
1	Goodtime Jazz	4	3.5m	8.4m (0)	9.0m (0)	2:10.88	29.55s	29.89s
2	Shez Bettors Babe	5	10.5m	3.0m (1)	4.6m (1)	2:11.43	29.61s	30.74s
8	Little Cool	6	11.1m	16.6m (0)	19.4m (0)	2:11.48	29.72s	29.67s
6	Catch The Shark	7	14.3m	20.4m (1)	19.6m (2)	2:11.73	29.45s	29.90s
10	Jacks Last Hoo Raa	8	14.5m	16.4m (1)	15.6m (1)	2:11.75	29.44s	30.22s
4	Arklow	9	16.7m	7.2m (1)	8.2m (2)	2:11.92	29.57s	30.94s
7	Raging On	10	16.8m	12.4m (0)	11.6m (1)	2:11.93	29.44s	30.69s

Finish Position and metres gained

First Arrow shows distance gain/loss from 2nd Qtr to 3rd Qtr, Second Arrow shows distance gain/loss from 3rd Qtr to Finish Blue arrow indicates best gain in these quarters.



Visual positions in race at 2nd Quarter

800



Visual positions in race at 3rd Quarter

400



Powered by



Harness Analyser

Sectional Analysis Software

Not just form | Free Trial

www.facebook.com/PJHarnessRacing



RISE Digital, Harness Racing Australia nor the provider accepts any responsibility for the completeness or accuracy of any of the information contained herein, and makes no representations about its suitability for any particular purpose. Users should make their own judgements about those matters and/or seek independent advice. You assume all risks associated with use of data provided on this page

West Wyalong Race 6 Distance 1740m

Sunday, 18 May 2025

Gross Time: 2:09.00

MileRate: 1:59.30

LeadTime: 9.20s

First Qtr: 28.80s

Second Qtr: 32.10s

Third Qtr: 28.60s

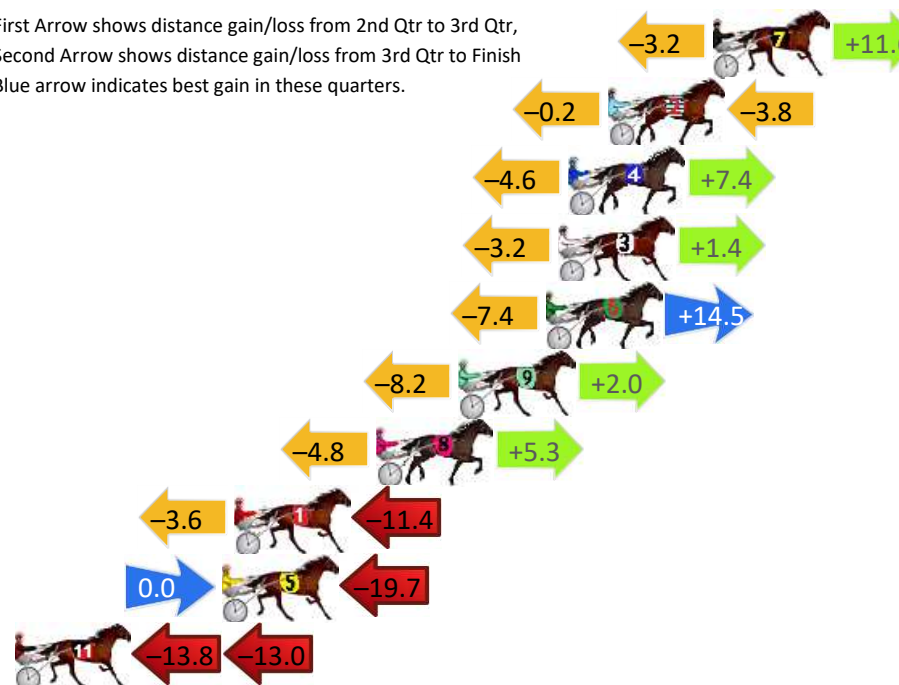
Fourth Qtr: 30.30s

DATA TABLE: 800 / 400 Posi's are position from leader and (how wide the horse was at that position)

NoHorse	Plc	Mar	800 Posi	400 Posi	Time	3rd Qtr	4th Qt
7 Tintins Treasure	1	0.0m	8.4m (0)	11.6m (0)	2:09.00	28.86s	29.43s
2 Lachies Delight	2	4.2m	0.2m (0)	0.4m (0)	2:09.33	28.61s	30.59s
4 Im Belieber	3	5.8m	8.6m (1)	13.2m (1)	2:09.46	28.95s	29.74s
3 Millyano	4	6.2m	4.4m (1)	7.6m (1)	2:09.49	28.84s	30.19s
6 The Mountain	5	6.7m	13.8m (2)	21.2m (1)	2:09.53	29.17s	29.21s
9 Warrawee Cruzin	6	10.2m	4.0m (2)	12.2m (2)	2:09.81	29.20s	30.15s
8 Lenneth	7	13.5m	14.0m (0)	18.8m (0)	2:10.07	28.96s	29.90s
1 Maywyns La Nina	8	19.2m	4.2m (0)	7.8m (0)	2:10.52	28.84s	31.16s
5 Rocketon	9	19.7m	0.0m (1)	0.0m (1)	2:10.56	28.56s	31.78s
11 Alpha Xena	10	36.2m	9.4m (2)	23.2m (0)	2:11.87	29.58s	31.28s

Finish Position and metres gained

First Arrow shows distance gain/loss from 2nd Qtr to 3rd Qtr,
Second Arrow shows distance gain/loss from 3rd Qtr to Finish
Blue arrow indicates best gain in these quarters.



800

Visual positions in race at 2nd Quarter



400

Visual positions in race at 3rd Quarter



Powered by



Harness Analyser

Sectional Analysis Software

Not just form | Free Trial

www.facebook.com/PJHarnessRacing



RISE Digital, Harness Racing Australia nor the provider accepts any responsibility for the completeness or accuracy of any of the information contained herein, and makes no representations about its suitability for any particular purpose. Users should make their own judgements about those matters and/or seek independent advice. You assume all risks associated with use of data provided on this page

West Wyalong Race 7 Distance 2140m

Sunday, 18 May 2025

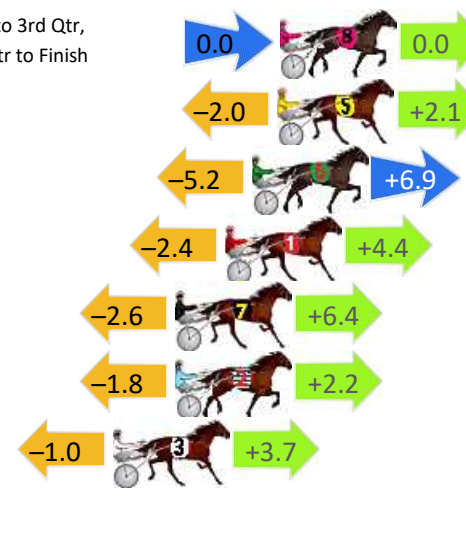
Gross Time: 2:39.70 MileRate: 2:00.10 LeadTime: 37.70s First Qtr: 28.40s Second Qtr: 31.70s Third Qtr: 29.70s Fourth Qtr: 32.20s

DATA TABLE: 800 / 400 Posi's are position from leader and (how wide the horse was at that position)

No	Horse	Plc	Mar	800 Posi	400 Posi	Time	3rd Qtr	4th Qt
8	Louis The Legend	1	0.0m	0.0m (0)	0.0m (0)	2:39.70	29.70s	32.20s
5	A Lil Bit Of Love	2	0.1m	0.2m (1)	2.2m (1)	2:39.71	29.86s	32.03s
6	Teddy Feels Good	3	1.1m	2.8m (2)	8.0m (2)	2:39.79	30.12s	31.65s
1	Keayang Domino	4	2.2m	4.2m (0)	6.6m (0)	2:39.88	29.90s	31.85s
7	Watchmedazzle	5	4.2m	8.0m (0)	10.6m (0)	2:40.05	29.92s	31.69s
2	Hy Maintenance	6	4.2m	4.6m (1)	6.4m (1)	2:40.05	29.85s	32.02s
3	Karinya Haz	7	6.7m	9.4m (1)	10.4m (1)	2:40.26	29.79s	31.90s
4	Keayang Alex	8	316.6m	12.2m (0)	14.4m (1)	3:06.31	28.93s	56.39s

Finish Position and metres gained

First Arrow shows distance gain/loss from 2nd Qtr to 3rd Qtr,
Second Arrow shows distance gain/loss from 3rd Qtr to Finish
Blue arrow indicates best gain in these quarters.



Visual positions in race at 2nd Quarter

800



Visual positions in race at 3rd Quarter

400



West Wyalong Race 8 Distance 1740m

Sunday, 18 May 2025

Gross Time: 2:05.90

MileRate: 1:56.40

LeadTime: 8.80s

First Qtr: 29.00s

Second Qtr: 29.30s

Third Qtr: 29.00s

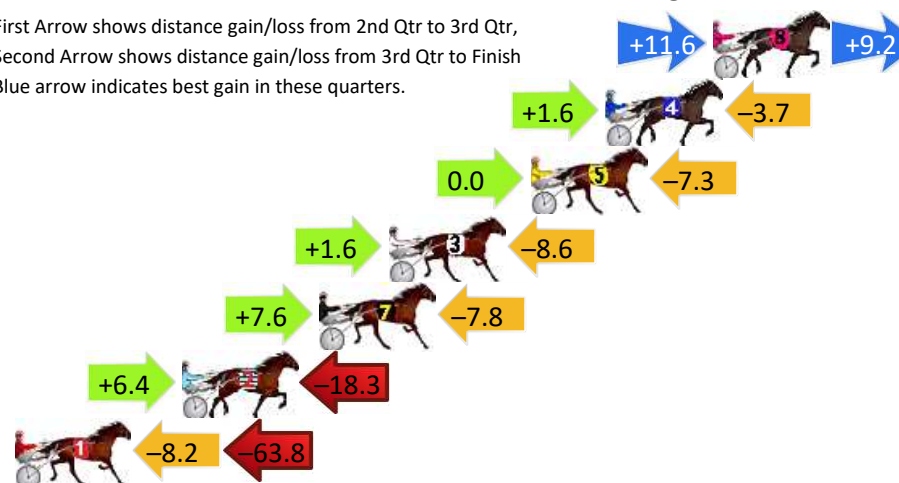
Fourth Qtr: 29.80s

DATA TABLE: 800 / 400 Posi's are position from leader and (how wide the horse was at that position)

NoHorse	Plc	Mar	800 Posi	400 Posi	Time	3rd Qtr	4th Qt
8 Just Rollyourown	1	0.0m	20.8m (0)	9.2m (1)	2:05.90	28.16s	29.12s
4 Rocknroll Raider	2	4.3m	2.2m (1)	0.6m (1)	2:06.24	28.88s	30.07s
5 Shell Shock	3	7.3m	0.0m (0)	0.0m (0)	2:06.47	28.99s	30.34s
3 Bolanalong	4	13.0m	6.0m (0)	4.4m (0)	2:06.92	28.87s	30.44s
7 Posh Fella	5	15.8m	15.6m (1)	8.0m (2)	2:07.13	28.44s	30.38s
2 Ottos Wealth	6	21.3m	9.4m (1)	3.0m (2)	2:07.56	28.51s	31.16s
1 Jilliby Saffron	7	82.4m	10.4m (0)	18.6m (0)	2:12.33	29.54s	34.53s


Finish Position and metres gained

First Arrow shows distance gain/loss from 2nd Qtr to 3rd Qtr,
Second Arrow shows distance gain/loss from 3rd Qtr to Finish
Blue arrow indicates best gain in these quarters.



Visual positions in race at 2nd Quarter

800



Visual positions in race at 3rd Quarter

400



Powered by



Harness Analyser

Sectional Analysis Software

Not just form | Free Trial

www.facebook.com/PJHarnessRacing



RISE Digital, Harness Racing Australia nor the provider accepts any responsibility for the completeness or accuracy of any of the information contained herein, and makes no representations about its suitability for any particular purpose. Users should make their own judgements about those matters and/or seek independent advice. You assume all risks associated with use of data provided on this page