

# Goulburn Race 1 Distance 1710m

Monday, 19 May 2025


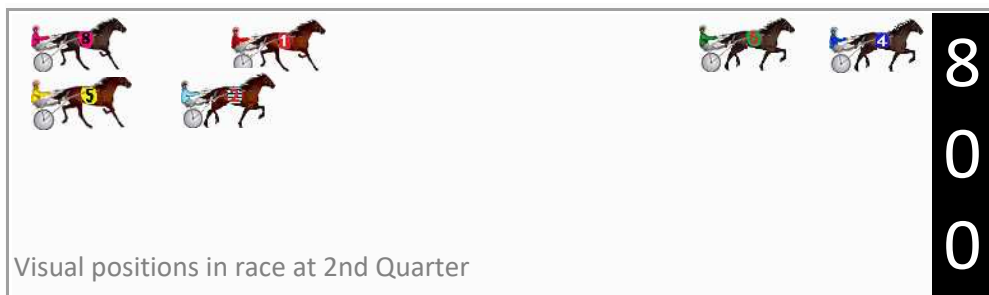
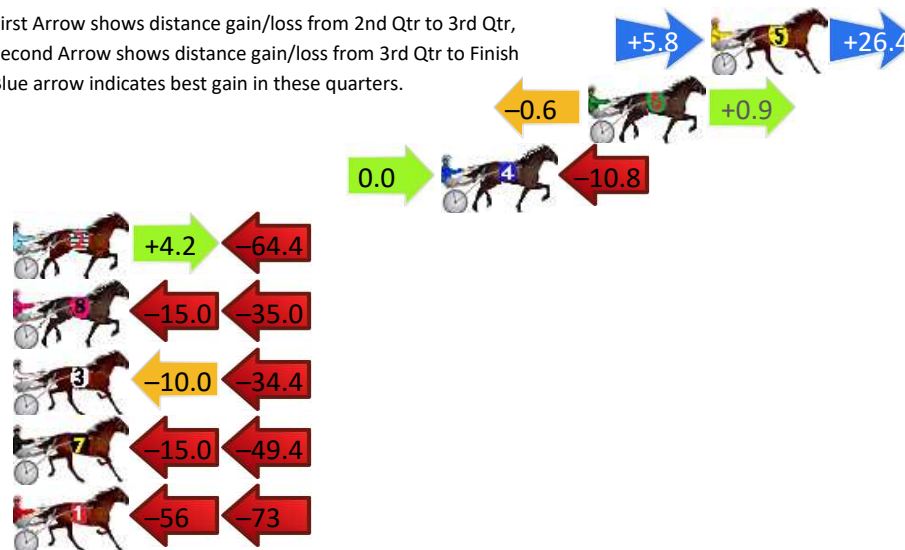
Gross Time: 2:09.30 MileRate: 2:01.70 LeadTime: 7.10s First Qtr: 29.90s Second Qtr: 30.60s Third Qtr: 29.10s Fourth Qtr: 32.60s

DATA TABLE: 800 / 400 Posi's are position from leader and (how wide the horse was at that position)

| No | Horse             | Plc | Mar    | 800 Posi  | 400 Posi  | Time    | 3rd Qtr | 4th Qt |
|----|-------------------|-----|--------|-----------|-----------|---------|---------|--------|
| 5  | Racing Eyes       | 1   | 0.0m   | 32.2m (1) | 26.4m (1) | 2:09.30 | 28.77s  | 30.46s |
| 6  | Onawingandaprayer | 2   | 4.9m   | 5.2m (0)  | 5.8m (0)  | 2:09.72 | 29.15s  | 32.53s |
| 4  | Vulcan Stride     | 3   | 10.8m  | 0.0m (0)  | 0.0m (0)  | 2:10.22 | 29.05s  | 33.48s |
| 2  | Gladiator Stride  | 4   | 86.2m  | 26.0m (1) | 21.8m (0) | 2:16.63 | 28.50s  | 37.82s |
| 8  | Majorette         | 5   | 95.0m  | 45.0m (0) | 60.0m (0) | 2:17.38 | 30.10s  | 35.44s |
| 3  | Kennys Son        | 6   | 109.4m | 65.0m (0) | 75.0m (0) | 2:18.60 | 29.72s  | 35.39s |
| 7  | Military Merit    | 7   | 144.4m | 80.0m (0) | 95.0m (0) | 2:21.58 | 30.04s  | 36.60s |
| 1  | He Is Heartthrob  | 8   | 152.2m | 24.0m (0) | 80.0m (0) | 2:22.24 | 33.08s  | 38.45s |

## Finish Position and metres gained

First Arrow shows distance gain/loss from 2nd Qtr to 3rd Qtr,  
Second Arrow shows distance gain/loss from 3rd Qtr to Finish  
Blue arrow indicates best gain in these quarters.



# Goulburn Race 2 Distance 1710m

Monday, 19 May 2025

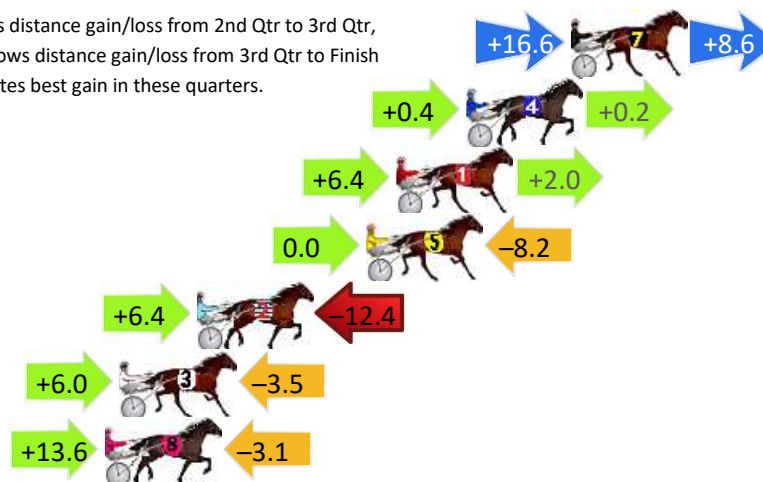
Gross Time: 2:08.00 MileRate: 2:00.50 LeadTime: 6.80s First Qtr: 31.30s Second Qtr: 30.40s Third Qtr: 28.30s Fourth Qtr: 31.20s

DATA TABLE: 800 / 400 Posi's are position from leader and (how wide the horse was at that position)

| NoHorse          | Plc | Mar   | 800 Posi  | 400 Posi  | Time    | 3rd Qtr | 4th Qt |
|------------------|-----|-------|-----------|-----------|---------|---------|--------|
| 7 Bellamys Blast | 1   | 0.0m  | 25.2m (1) | 8.6m (1)  | 2:08.00 | 27.10s  | 30.53s |
| 4 Stinson        | 2   | 4.2m  | 4.8m (0)  | 4.4m (0)  | 2:08.34 | 28.27s  | 31.18s |
| 1 Wicked Whiskey | 3   | 7.0m  | 15.4m (0) | 9.0m (0)  | 2:08.57 | 27.83s  | 31.04s |
| 5 Tennessee Kid  | 4   | 8.2m  | 0.0m (0)  | 0.0m (0)  | 2:08.67 | 28.27s  | 31.84s |
| 2 Merrywood Lou  | 5   | 15.0m | 9.0m (0)  | 2.6m (1)  | 2:09.22 | 27.78s  | 32.16s |
| 3 Meadow Dance   | 6   | 18.1m | 20.6m (0) | 14.6m (0) | 2:09.48 | 27.84s  | 31.47s |
| 8 Kycorden       | 7   | 18.7m | 29.2m (1) | 15.6m (1) | 2:09.53 | 27.28s  | 31.44s |

## Finish Position and metres gained

First Arrow shows distance gain/loss from 2nd Qtr to 3rd Qtr,  
Second Arrow shows distance gain/loss from 3rd Qtr to Finish  
Blue arrow indicates best gain in these quarters.



Visual positions in race at 2nd Quarter



Visual positions in race at 3rd Quarter

# Goulburn Race 3 Distance 1710m

Monday, 19 May 2025

Gross Time: 2:05.90

MileRate: 1:58.50

LeadTime: 6.80s

First Qtr: 30.50s

Second Qtr: 30.40s

Third Qtr: 28.90s


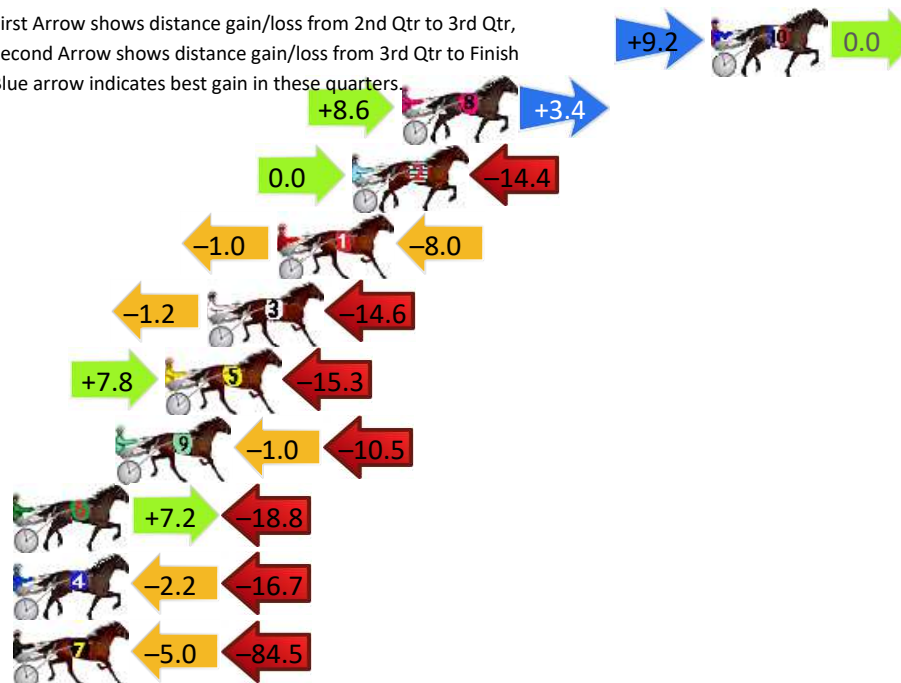
Fourth Qtr: 29.30s

DATA TABLE: 800 / 400 Posi's are position from leader and (how wide the horse was at that position)

| No | Horse              | Plc | Mar    | 800 Posi  | 400 Posi  | Time    | 3rd Qtr | 4th Qt |
|----|--------------------|-----|--------|-----------|-----------|---------|---------|--------|
| 10 | Financially Stable | 1   | 0.0m   | 9.2m (1)  | 0.0m (1)  | 2:05.90 | 28.23s  | 29.30s |
| 8  | Charging Bull      | 2   | 12.4m  | 24.4m (1) | 15.8m (2) | 2:06.85 | 28.28s  | 29.05s |
| 2  | Clementsorrell     | 3   | 14.4m  | 0.0m (0)  | 0.0m (0)  | 2:07.01 | 28.89s  | 30.35s |
| 1  | Gozo Courage       | 4   | 17.4m  | 8.4m (0)  | 9.4m (0)  | 2:07.24 | 28.97s  | 29.88s |
| 3  | Rum Delight        | 5   | 20.2m  | 4.4m (0)  | 5.6m (0)  | 2:07.45 | 28.98s  | 30.36s |
| 5  | Dream To Dance     | 6   | 21.9m  | 14.4m (1) | 6.6m (1)  | 2:07.58 | 28.33s  | 30.41s |
| 9  | Paddy Mach         | 7   | 23.9m  | 12.4m (0) | 13.4m (0) | 2:07.74 | 28.97s  | 30.06s |
| 6  | Why Not Surf       | 8   | 31.4m  | 19.8m (1) | 12.6m (1) | 2:08.31 | 28.37s  | 30.67s |
| 4  | Theagenes          | 9   | 35.7m  | 16.8m (0) | 19.0m (0) | 2:08.64 | 29.05s  | 30.52s |
| 7  | Aerodyne Guy       | 10  | 110.7m | 21.2m (0) | 26.2m (0) | 2:14.41 | 29.22s  | 35.46s |

## Finish Position and metres gained

First Arrow shows distance gain/loss from 2nd Qtr to 3rd Qtr,  
Second Arrow shows distance gain/loss from 3rd Qtr to Finish  
Blue arrow indicates best gain in these quarters



800

Visual positions in race at 2nd Quarter



400

Visual positions in race at 3rd Quarter



Powered by



Harness Analyser

Sectional Analysis Software

Not just form | Free Trial

[www.facebook.com/PJHarnessRacing](http://www.facebook.com/PJHarnessRacing)



RISE Digital, Harness Racing Australia nor the provider accepts any responsibility for the completeness or accuracy of any of the information contained herein, and makes no representations about its suitability for any particular purpose. Users should make their own judgements about those matters and/or seek independent advice. You assume all risks associated with use of data provided on this page

# Goulburn Race 4 Distance 1710m

Monday, 19 May 2025


Gross Time: 2:05.00 MileRate: 1:57.70 LeadTime: 6.60s First Qtr: 30.50s Second Qtr: 31.40s Third Qtr: 27.50s Fourth Qtr: 29.00s

DATA TABLE: 800 / 400 Posi's are position from leader and (how wide the horse was at that position)


| No | Horse             | Plc | Mar   | 800 Posi  | 400 Posi  | Time    | 3rd Qtr | 4th Qt |
|----|-------------------|-----|-------|-----------|-----------|---------|---------|--------|
| 9  | Cyclone Bella     | 1   | 0.0m  | 1.6m (1)  | 1.2m (1)  | 2:05.00 | 27.47s  | 28.91s |
| 1  | Highlands Warrior | 2   | 2.3m  | 10.4m (0) | 12.0m (0) | 2:05.18 | 27.63s  | 28.30s |
| 3  | Vespa Stride      | 3   | 5.3m  | 10.0m (1) | 14.2m (1) | 2:05.40 | 27.81s  | 28.36s |
| 4  | Collateral Beauty | 4   | 7.3m  | 4.2m (0)  | 5.0m (0)  | 2:05.56 | 27.55s  | 29.17s |
| 5  | Fasting           | 5   | 8.2m  | 0.0m (0)  | 0.0m (0)  | 2:05.62 | 27.48s  | 29.59s |
| 7  | Alwaysatthebeach  | 6   | 16.8m | 15.0m (1) | 18.2m (1) | 2:06.28 | 27.73s  | 28.90s |
| 8  | Wherestheboy      | 7   | 25.1m | 5.8m (1)  | 10.0m (1) | 2:06.91 | 27.77s  | 30.09s |
| 2  | Bubba Nay         | 8   | 40.7m | 15.2m (0) | 16.8m (0) | 2:08.10 | 27.57s  | 30.72s |

## Finish Position and metres gained

First Arrow shows distance gain/loss from 2nd Qtr to 3rd Qtr,  
Second Arrow shows distance gain/loss from 3rd Qtr to Finish  
Blue arrow indicates best gain in these quarters.



Visual positions in race at 2nd Quarter



Visual positions in race at 3rd Quarter



# Goulburn Race 5 Distance 1710m

Monday, 19 May 2025


Gross Time: 2:03.40 MileRate: 1:56.20 LeadTime: 6.70s First Qtr: 30.40s Second Qtr: 30.50s Third Qtr: 27.20s Fourth Qtr: 28.60s

DATA TABLE: 800 / 400 Posi's are position from leader and (how wide the horse was at that position)

| No | Horse              | Plc | Mar   | 800 Posi  | 400 Posi  | Time    | 3rd Qtr | 4th Qt |
|----|--------------------|-----|-------|-----------|-----------|---------|---------|--------|
| 9  | Stagecoach         | 1   | 0.0m  | 6.0m (2)  | 0.0m (2)  | 2:03.40 | 26.78s  | 28.60s |
| 10 | Captain Bart       | 2   | 4.3m  | 1.0m (2)  | 0.0m (1)  | 2:03.72 | 27.12s  | 28.91s |
| 7  | Arts Fella         | 3   | 32.1m | 11.2m (1) | 7.4m (1)  | 2:05.81 | 26.89s  | 30.36s |
| 1  | Rainbow Mountain   | 4   | 39.1m | 4.4m (0)  | 12.8m (0) | 2:06.34 | 27.74s  | 30.47s |
| 6  | Mickey Be Nimble   | 5   | 43.2m | 3.0m (1)  | 13.4m (1) | 2:06.64 | 27.87s  | 30.72s |
| 8  | Heavens Gotta Wait | 6   | 44.7m | 20.8m (0) | 24.2m (1) | 2:06.76 | 27.40s  | 30.06s |
| 3  | Watch Africandance | 7   | 45.1m | 15.2m (1) | 16.6m (2) | 2:06.79 | 27.25s  | 30.63s |
| 5  | Roses Are Best     | 8   | 45.3m | 7.0m (1)  | 18.2m (1) | 2:06.80 | 27.93s  | 30.53s |
| 4  | Might And Victory  | 9   | 63.2m | 0.0m (0)  | 2.4m (0)  | 2:08.15 | 27.26s  | 32.92s |
| 2  | Coogee             | 10  | 63.5m | 10.0m (0) | 21.6m (0) | 2:08.17 | 27.93s  | 31.58s |

## Finish Position and metres gained

First Arrow shows distance gain/loss from 2nd Qtr to 3rd Qtr,  
Second Arrow shows distance gain/loss from 3rd Qtr to Finish  
Blue arrow indicates best gain in these quarters.



800

Visual positions in race at 2nd Quarter



400

Visual positions in race at 3rd Quarter



Powered by



Harness Analyser

Sectional Analysis Software

Not just form | Free Trial

[www.facebook.com/PJHarnessRacing](http://www.facebook.com/PJHarnessRacing)



RISE Digital, Harness Racing Australia nor the provider accepts any responsibility for the completeness or accuracy of any of the information contained herein, and makes no representations about its suitability for any particular purpose. Users should make their own judgements about those matters and/or seek independent advice. You assume all risks associated with use of data provided on this page

# Goulburn Race 6 Distance 1710m

Monday, 19 May 2025


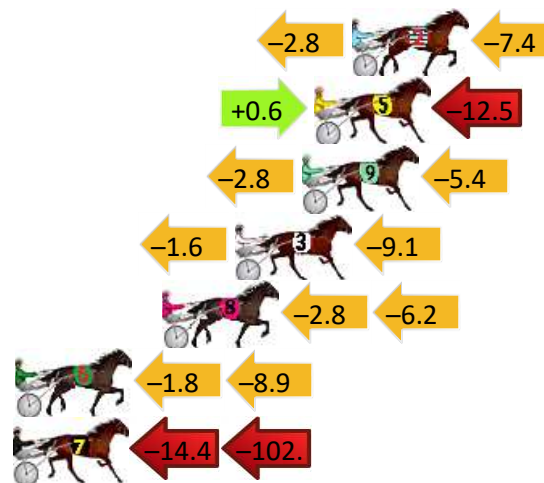
Gross Time: 2:06.40 MileRate: 1:58.90 LeadTime: 6.60s First Qtr: 31.00s Second Qtr: 30.80s Third Qtr: 27.60s Fourth Qtr: 30.40s

DATA TABLE: 800 / 400 Posi's are position from leader and (how wide the horse was at that position)

| No | Horse                   | Plc | Mar    | 800 Posi  | 400 Posi  | Time    | 3rd Qtr | 4th Qt |
|----|-------------------------|-----|--------|-----------|-----------|---------|---------|--------|
| 4  | Brookessmartdancer      | 1   | 0.0m   | 12.6m (1) | 10.8m (2) | 2:06.40 | 27.51s  | 29.58s |
| 1  | Dancing With My Ex      | 2   | 0.1m   | 0.0m (0)  | 0.0m (0)  | 2:06.41 | 27.60s  | 30.41s |
| 2  | Nifty Ronald            | 3   | 14.4m  | 4.2m (0)  | 7.0m (0)  | 2:07.55 | 27.78s  | 30.96s |
| 5  | Rogervalerio Lombo      | 4   | 15.9m  | 4.0m (1)  | 3.4m (1)  | 2:07.67 | 27.51s  | 31.34s |
| 9  | Gimme five minutes more | 5   | 16.4m  | 8.2m (0)  | 11.0m (0) | 2:07.71 | 27.78s  | 30.81s |
| 3  | The Poobah              | 6   | 19.1m  | 8.4m (1)  | 10.0m (1) | 2:07.92 | 27.68s  | 31.09s |
| 8  | Violet Jay              | 7   | 22.0m  | 13.0m (0) | 15.8m (0) | 2:08.15 | 27.78s  | 30.87s |
| 6  | Letstacaboutit          | 8   | 27.9m  | 17.2m (1) | 19.0m (1) | 2:08.62 | 27.70s  | 31.07s |
| 7  | Pencil Me In            | 9   | 135.8m | 18.6m (0) | 33.0m (0) | 2:17.21 | 28.28s  | 38.17s |

## Finish Position and metres gained

First Arrow shows distance gain/loss from 2nd Qtr to 3rd Qtr, Second Arrow shows distance gain/loss from 3rd Qtr to Finish Blue arrow indicates best gain in these quarters.



800

Visual positions in race at 2nd Quarter



400

Visual positions in race at 3rd Quarter



# Goulburn Race 7 Distance 1710m

Monday, 19 May 2025

Gross Time: 2:07.70

MileRate: 2:00.20

LeadTime: 6.60s

First Qtr: 30.50s

Second Qtr: 32.10s

Third Qtr: 28.80s

Fourth Qtr: 29.70s

DATA TABLE: 800 / 400 Posi's are position from leader and (how wide the horse was at that position)

| No | Horse              | Plc | Mar  | 800 Posi  | 400 Posi  | Time    | 3rd Qtr | 4th Qt |
|----|--------------------|-----|------|-----------|-----------|---------|---------|--------|
| 4  | Eleazar            | 1   | 0.0m | 10.8m (1) | 8.2m (2)  | 2:07.70 | 28.62s  | 29.09s |
| 6  | Electra Girl       | 2   | 0.6m | 19.8m (1) | 12.2m (2) | 2:07.75 | 28.26s  | 28.84s |
| 5  | Addocar            | 3   | 3.0m | 6.6m (1)  | 3.8m (2)  | 2:07.93 | 28.60s  | 29.64s |
| 1  | Jamberoo Ark       | 4   | 4.2m | 0.0m (0)  | 0.0m (0)  | 2:08.03 | 28.80s  | 30.01s |
| 9  | Our Ultimate Layla | 5   | 4.3m | 5.6m (0)  | 4.4m (0)  | 2:08.03 | 28.71s  | 29.69s |
| 2  | Major Huss         | 6   | 4.8m | 10.0m (0) | 9.6m (0)  | 2:08.07 | 28.78s  | 29.35s |
| 8  | Millwood Grace     | 7   | 7.3m | 17.8m (0) | 13.6m (0) | 2:08.27 | 28.50s  | 29.23s |
| 7  | Bonjorge           | 8   | 8.6m | 15.2m (1) | 13.6m (1) | 2:08.37 | 28.69s  | 29.33s |
| 3  | Classicmajor       | 9   | 9.4m | 2.4m (1)  | 2.4m (1)  | 2:08.43 | 28.79s  | 30.22s |

## Finish Position and metres gained

First Arrow shows distance gain/loss from 2nd Qtr to 3rd Qtr,  
Second Arrow shows distance gain/loss from 3rd Qtr to Finish  
Blue arrow indicates best gain in these quarters.



800

Visual positions in race at 2nd Quarter



400

Visual positions in race at 3rd Quarter



Powered by



Harness Analyser

Sectional Analysis Software

Not just form | Free Trial

[www.facebook.com/PJHarnessRacing](http://www.facebook.com/PJHarnessRacing)



RISE Digital, Harness Racing Australia nor the provider accepts any responsibility for the completeness or accuracy of any of the information contained herein, and makes no representations about its suitability for any particular purpose. Users should make their own judgements about those matters and/or seek independent advice. You assume all risks associated with use of data provided on this page

# Goulburn Race 8 Distance 1710m

Monday, 19 May 2025

Gross Time: 2:04.30

MileRate: 1:57.00

LeadTime: 6.50s

First Qtr: 30.30s

Second Qtr: 30.40s

Third Qtr: 27.70s

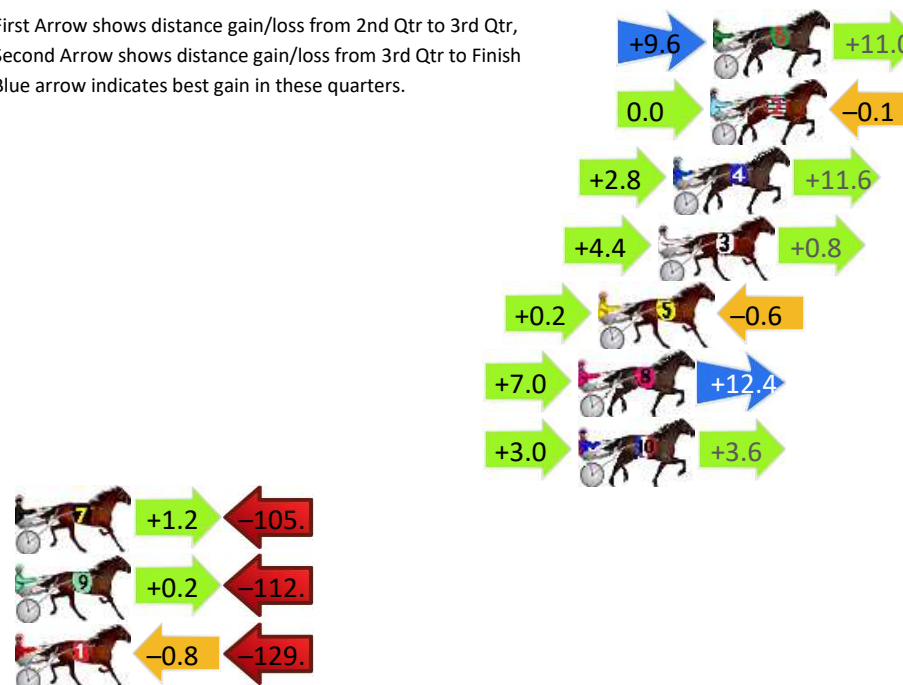
Fourth Qtr: 29.40s

DATA TABLE: 800 / 400 Posi's are position from leader and (how wide the horse was at that position)

| No | Horse           | Plc | Mar    | 800 Posi  | 400 Posi  | Time    | 3rd Qtr | 4th Qt |
|----|-----------------|-----|--------|-----------|-----------|---------|---------|--------|
| 6  | Smokeshow       | 1   | 0.0m   | 20.6m (1) | 11.0m (2) | 2:04.30 | 27.04s  | 28.60s |
| 2  | Terror Eyes     | 2   | 0.1m   | 0.0m (0)  | 0.0m (0)  | 2:04.31 | 27.70s  | 29.41s |
| 4  | Rock The Nation | 3   | 1.6m   | 16.0m (1) | 13.2m (1) | 2:04.42 | 27.53s  | 28.55s |
| 3  | Rays Redemption | 4   | 2.2m   | 7.4m (1)  | 3.0m (1)  | 2:04.47 | 27.39s  | 29.34s |
| 5  | Peace Of Heaven | 5   | 4.6m   | 4.2m (0)  | 4.0m (0)  | 2:04.65 | 27.68s  | 29.44s |
| 8  | The Talk        | 6   | 5.4m   | 24.8m (1) | 17.8m (2) | 2:04.72 | 27.23s  | 28.49s |
| 10 | Rocknroll Gig   | 7   | 5.4m   | 12.0m (1) | 9.0m (1)  | 2:04.72 | 27.49s  | 29.14s |
| 7  | Mirador Lass    | 8   | 122.5m | 18.4m (0) | 17.2m (1) | 2:13.74 | 27.39s  | 37.10s |
| 9  | Beer Money      | 9   | 125.8m | 14.0m (0) | 13.8m (0) | 2:14.00 | 27.45s  | 37.59s |
| 1  | Galaxy Dancer   | 10  | 138.9m | 8.4m (0)  | 9.2m (0)  | 2:15.01 | 27.48s  | 38.88s |

## Finish Position and metres gained

First Arrow shows distance gain/loss from 2nd Qtr to 3rd Qtr,  
Second Arrow shows distance gain/loss from 3rd Qtr to Finish  
Blue arrow indicates best gain in these quarters.



Visual positions in race at 2nd Quarter

800



Visual positions in race at 3rd Quarter

400



Powered by



Harness Analyser

Sectional Analysis Software

Not just form | Free Trial

[www.facebook.com/PJHarnessRacing](http://www.facebook.com/PJHarnessRacing)



RISE Digital, Harness Racing Australia nor the provider accepts any responsibility for the completeness or accuracy of any of the information contained herein, and makes no representations about its suitability for any particular purpose. Users should make their own judgements about those matters and/or seek independent advice. You assume all risks associated with use of data provided on this page