

Menangle Race 1 Distance 1609m

Tuesday, 24 June 2025


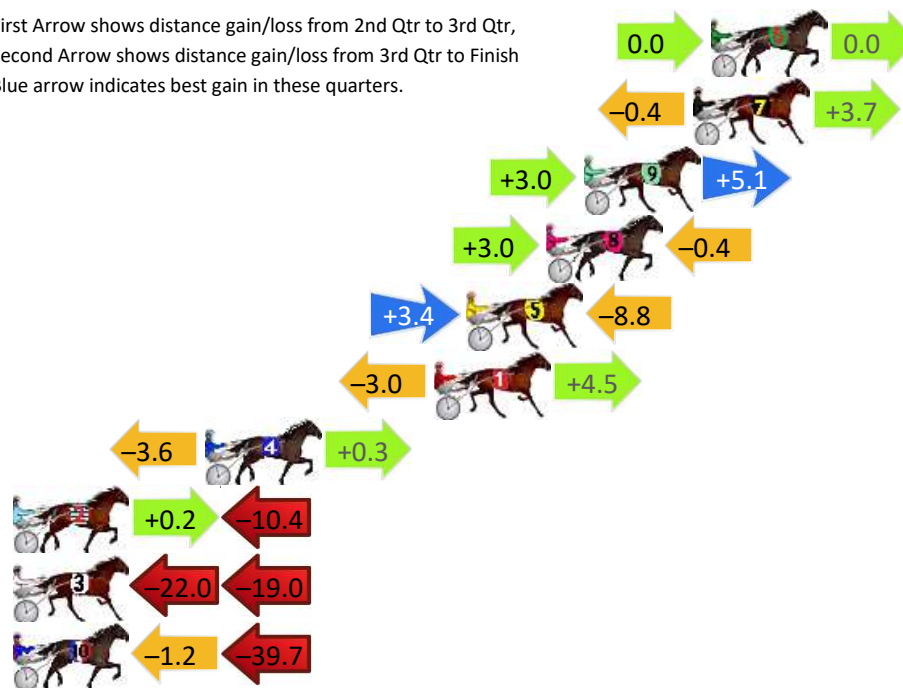
Gross Time: 1:59.30 MileRate: 1:59.30 LeadTime: 0.00s First Qtr: 29.10s Second Qtr: 30.70s Third Qtr: 29.10s Fourth Qtr: 30.40s

DATA TABLE: 800 / 400 Posi's are position from leader and (how wide the horse was at that position)

No	Horse	Plc	Mar	800 Posi	400 Posi	Time	3rd Qtr	4th Qt
6	Ivanka	1	0.0m	0.0m (0)	0.0m (0)	1:59.30	29.10s	30.40s
7	Ziping Volstead	2	0.7m	4.0m (0)	4.4m (0)	1:59.36	29.14s	30.12s
9	Hard Rock Angel	3	5.1m	13.2m (1)	10.2m (1)	1:59.71	28.89s	30.01s
8	Itz Trixton Time	4	6.6m	9.2m (1)	6.2m (1)	1:59.83	28.88s	30.43s
5	Aladdin Sane	5	9.8m	4.4m (1)	1.0m (1)	2:00.08	28.83s	31.07s
1	Onawingandaprayer	6	11.1m	12.6m (0)	15.6m (0)	2:00.18	29.33s	30.06s
4	Donnie Gal	7	20.3m	17.0m (0)	20.6m (0)	2:00.92	29.37s	30.38s
2	Your Majesty	8	34.2m	24.0m (0)	23.8m (1)	2:02.02	29.07s	31.19s
3	Kennys Son	9	49.2m	8.2m (0)	30.2m (0)	2:03.22	30.70s	31.84s
10	Vulcan Stride	10	58.5m	17.6m (1)	18.8m (1)	2:03.96	29.12s	33.40s

Finish Position and metres gained

First Arrow shows distance gain/loss from 2nd Qtr to 3rd Qtr,
Second Arrow shows distance gain/loss from 3rd Qtr to Finish
Blue arrow indicates best gain in these quarters.



800

Visual positions in race at 2nd Quarter



400

Visual positions in race at 3rd Quarter



Powered by



Harness Analyser

Sectional Analysis Software

Not just form | Free Trial

www.facebook.com/PJHarnessRacing



RISE Digital, Harness Racing Australia nor the provider accepts any responsibility for the completeness or accuracy of any of the information contained herein, and makes no representations about its suitability for any particular purpose. Users should make their own judgements about those matters and/or seek independent advice. You assume all risks associated with use of data provided on this page

Menangle Race 2 Distance 1609m

Tuesday, 24 June 2025




Gross Time: 1:57.30 MileRate: 1:57.30 LeadTime: 0.00s First Qtr: 28.30s Second Qtr: 29.60s Third Qtr: 29.40s Fourth Qtr: 30.00s

DATA TABLE: 800 / 400 Posi's are position from leader and (how wide the horse was at that position)

NoHorse	Plc	Mar	800 Posi	400 Posi	Time	3rd Qtr	4th Qt
4 Affaire De Cover	1	0.0m	15.6m (1)	7.4m (1)	1:57.30	28.80s	29.45s
9 Top Of The Moment	2	3.1m	24.0m (1)	14.2m (1)	1:57.54	28.68s	29.17s
6 Prohibited Love	3	8.5m	0.0m (0)	0.0m (0)	1:57.97	29.39s	30.63s
5 Gunner	4	13.1m	11.0m (1)	3.2m (1)	1:58.33	28.82s	30.74s
2 Valley Star	5	15.1m	8.4m (0)	10.0m (0)	1:58.49	29.51s	30.38s
8 Chief Runningcloud	6	21.8m	20.0m (1)	15.6m (0)	1:59.01	29.07s	30.46s
7 Super Service	7	24.3m	4.2m (0)	5.6m (0)	1:59.21	29.49s	31.39s
3 My Lightning McQueen	8	92.6m	12.8m (0)	27.0m (2)	2:04.58	30.40s	34.89s
1 We Can Have It All	9	130.8m	80.0m (0)	100.0m (0)	2:07.58	30.85s	32.30s

Finish Position and metres gained

First Arrow shows distance gain/loss from 2nd Qtr to 3rd Qtr,
Second Arrow shows distance gain/loss from 3rd Qtr to Finish
Blue arrow indicates best gain in these quarters.



Menangle Race 3 Distance 1609m

Tuesday, 24 June 2025


Gross Time: 1:56.20 MileRate: 1:56.20 LeadTime: 0.00s First Qtr: 27.90s Second Qtr: 30.00s Third Qtr: 28.30s Fourth Qtr: 30.00s

DATA TABLE: 800 / 400 Posi's are position from leader and (how wide the horse was at that position)

No	Horse	Plc	Mar	800 Posi	400 Posi	Time	3rd Qtr	4th Qt
6	Dancing With My Ex	1	0.0m	0.0m (0)	0.0m (0)	1:56.20	28.30s	30.00s
3	Mickey Be Nimble	2	3.9m	5.0m (1)	2.4m (1)	1:56.51	28.11s	30.11s
9	Brookessmartdancer	3	7.7m	14.4m (1)	13.4m (1)	1:56.81	28.24s	29.57s
7	Rogervalerio Lombo	4	9.2m	9.6m (1)	6.8m (1)	1:56.92	28.09s	30.18s
1	Time To Dance	5	12.1m	4.0m (0)	5.8m (0)	1:57.15	28.42s	30.47s
8	Classicmajor	6	12.8m	15.8m (0)	20.6m (0)	1:57.21	28.66s	29.42s
2	Sports Look	7	16.9m	8.4m (0)	10.2m (0)	1:57.53	28.42s	30.50s
10	Halloween	8	18.0m	19.4m (1)	18.2m (1)	1:57.61	28.21s	29.99s
4	My Great Eight	9	18.9m	12.4m (0)	16.4m (0)	1:57.69	28.58s	30.19s
5	What For	10	24.5m	26.2m (1)	23.2m (1)	1:58.13	28.08s	30.10s

Finish Position and metres gained

First Arrow shows distance gain/loss from 2nd Qtr to 3rd Qtr,
Second Arrow shows distance gain/loss from 3rd Qtr to Finish
Blue arrow indicates best gain in these quarters.



800

Visual positions in race at 2nd Quarter



400

Visual positions in race at 3rd Quarter



Powered by



Harness Analyser

Sectional Analysis Software

Not just form | Free Trial

www.facebook.com/PJHarnessRacing



RISE Digital, Harness Racing Australia nor the provider accepts any responsibility for the completeness or accuracy of any of the information contained herein, and makes no representations about its suitability for any particular purpose. Users should make their own judgements about those matters and/or seek independent advice. You assume all risks associated with use of data provided on this page

Menangle Race 4 Distance 1609m

Tuesday, 24 June 2025



Gross Time: 1:55.30 MileRate: 1:55.30 LeadTime: 0.00s First Qtr: 28.20s Second Qtr: 29.90s Third Qtr: 27.90s Fourth Qtr: 29.30s

DATA TABLE: 800 / 400 Posi's are position from leader and (how wide the horse was at that position)

No	Horse	Plc	Mar	800 Posi	400 Posi	Time	3rd Qtr	4th Qt
7	Withdistinction	1	0.0m	0.0m (0)	0.0m (0)	1:55.30	27.90s	29.30s
5	Hellovatime	2	3.3m	19.8m (1)	24.2m (1)	1:55.55	28.25s	27.78s
2	Consider It Done	3	4.8m	19.2m (0)	21.0m (0)	1:55.67	28.06s	28.12s
4	Will I Am	4	5.1m	10.4m (0)	12.0m (0)	1:55.69	28.03s	28.80s
8	The Devils Flame	5	9.2m	6.2m (0)	6.6m (0)	1:56.01	27.92s	29.49s
9	Slyx	6	11.6m	11.0m (1)	15.6m (1)	1:56.19	28.23s	29.01s
3	Watch Me React	7	11.9m	15.2m (1)	19.6m (1)	1:56.21	28.23s	28.74s
10	Jogalong Blue	8	15.7m	24.2m (1)	28.2m (1)	1:56.51	28.21s	28.39s
1	Hesaa Lister	9	16.3m	15.0m (0)	16.8m (0)	1:56.55	28.03s	29.26s
6	Return Serve	10	40.0m	24.8m (0)	26.6m (0)	1:58.37	28.00s	30.28s

Finish Position and metres gained

First Arrow shows distance gain/loss from 2nd Qtr to 3rd Qtr,
Second Arrow shows distance gain/loss from 3rd Qtr to Finish
Blue arrow indicates best gain in these quarters.



Visual positions in race at 2nd Quarter



Visual positions in race at 3rd Quarter

Menangle Race 5 Distance 1609m

Tuesday, 24 June 2025

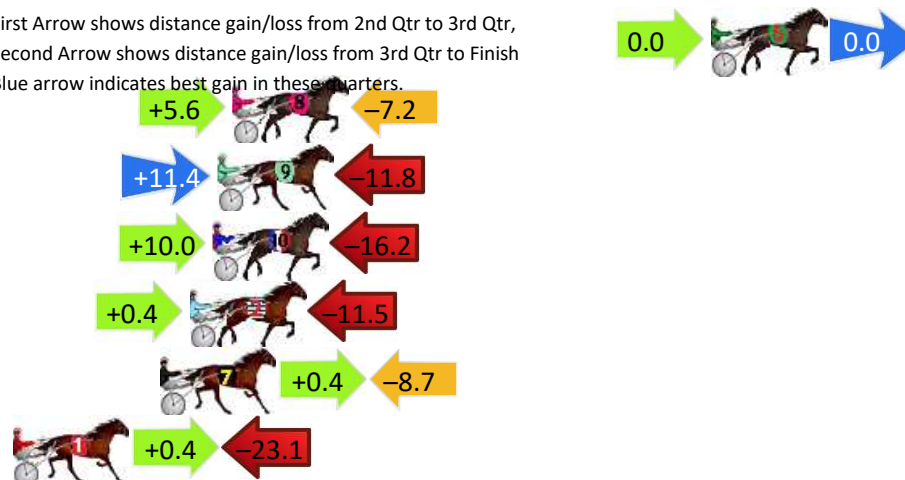
Gross Time: 1:53.10 MileRate: 1:53.10 LeadTime: 0.00s First Qtr: 28.70s Second Qtr: 29.50s Third Qtr: 28.00s Fourth Qtr: 26.90s

DATA TABLE: 800 / 400 Posi's are position from leader and (how wide the horse was at that position)

No	Horse	Plc	Mar	800 Posi	400 Posi	Time	3rd Qtr	4th Qt
6	Coastal Drive	1	0.0m	0.0m (0)	0.0m (0)	1:53.10	28.00s	26.90s
8	Lexus Lou	2	19.2m	17.6m (0)	12.0m (1)	1:54.46	27.63s	27.38s
9	Super Duper Dude	3	19.8m	19.4m (1)	8.0m (1)	1:54.50	27.24s	27.69s
10	Dolce Drama	4	20.0m	13.8m (1)	3.8m (1)	1:54.52	27.34s	27.98s
2	Turbo Tommy	5	20.9m	9.8m (0)	9.4m (0)	1:54.58	27.99s	27.67s
7	Angus Finn	6	22.1m	13.8m (0)	13.4m (0)	1:54.67	27.98s	27.48s
1	Cash And Bling	7	28.5m	5.8m (0)	5.4m (0)	1:55.12	28.00s	28.44s

Finish Position and metres gained

First Arrow shows distance gain/loss from 2nd Qtr to 3rd Qtr,
Second Arrow shows distance gain/loss from 3rd Qtr to Finish
Blue arrow indicates best gain in these quarters.



800

Visual positions in race at 2nd Quarter



400

Visual positions in race at 3rd Quarter



Powered by



Harness Analyser

Sectional Analysis Software

Not just form | Free Trial

www.facebook.com/PJHarnessRacing



RISE Digital, Harness Racing Australia nor the provider accepts any responsibility for the completeness or accuracy of any of the information contained herein, and makes no representations about its suitability for any particular purpose. Users should make their own judgements about those matters and/or seek independent advice. You assume all risks associated with use of data provided on this page

Menangle Race 6 Distance 1609m

Tuesday, 24 June 2025


Gross Time: 1:52.90 MileRate: 1:52.90 LeadTime: 0.00s First Qtr: 27.80s Second Qtr: 28.60s Third Qtr: 27.70s Fourth Qtr: 28.80s

DATA TABLE: 800 / 400 Posi's are position from leader and (how wide the horse was at that position)

No	Horse	Plc	Mar	800 Posi	400 Posi	Time	3rd Qtr	4th Qt
3	Dougs Flame	1	0.0m	12.6m (1)	11.0m (1)	1:52.90	27.60s	28.01s
9	Double Fear	2	0.8m	8.0m (1)	7.0m (1)	1:52.96	27.64s	28.36s
1	Tuapeka Lou	3	1.0m	0.0m (0)	0.0m (0)	1:52.98	27.70s	28.87s
6	Red Reactor	4	3.4m	21.2m (1)	19.0m (1)	1:53.16	27.57s	27.68s
8	Jordy	5	3.6m	4.0m (1)	3.0m (1)	1:53.17	27.63s	28.84s
4	Our Uncle Jim	6	5.0m	8.2m (0)	8.4m (0)	1:53.28	27.72s	28.56s
10	Jalaneel	7	5.2m	14.8m (0)	12.6m (0)	1:53.29	27.56s	28.27s
2	Marathon Man	8	6.4m	4.0m (0)	4.4m (0)	1:53.38	27.73s	28.94s
5	Outside Fighter	9	6.7m	16.6m (1)	15.0m (1)	1:53.41	27.60s	28.21s
7	Lous Dream	10	10.3m	27.0m (1)	21.6m (0)	1:53.68	27.34s	27.99s

Finish Position and metres gained

First Arrow shows distance gain/loss from 2nd Qtr to 3rd Qtr,
Second Arrow shows distance gain/loss from 3rd Qtr to Finish
Blue arrow indicates best gain in these quarters.



800

Visual positions in race at 2nd Quarter



400

Visual positions in race at 3rd Quarter



Powered by



Harness Analyser

Sectional Analysis Software

Not just form | Free Trial

www.facebook.com/PJHarnessRacing



RISE Digital, Harness Racing Australia nor the provider accepts any responsibility for the completeness or accuracy of any of the information contained herein, and makes no representations about its suitability for any particular purpose. Users should make their own judgements about those matters and/or seek independent advice. You assume all risks associated with use of data provided on this page

Menangle Race 7 Distance 1609m

Tuesday, 24 June 2025


Gross Time: 1:51.30 MileRate: 1:51.30 LeadTime: 0.00s First Qtr: 26.40s Second Qtr: 29.40s Third Qtr: 27.50s Fourth Qtr: 28.00s

DATA TABLE: 800 / 400 Posi's are position from leader and (how wide the horse was at that position)

No	Horse	Plc	Mar	800 Posi	400 Posi	Time	3rd Qtr	4th Qt
10	Hy Poactive	1	0.0m	6.6m (1)	4.4m (1)	1:51.30	27.35s	27.69s
9	Boom	2	6.0m	19.6m (1)	22.8m (1)	1:51.74	27.73s	26.83s
7	Black Onyx	3	7.7m	2.6m (1)	0.0m (0)	1:51.87	27.32s	28.54s
4	Springfield Affair	4	9.7m	11.0m (1)	14.4m (2)	1:52.01	27.74s	27.67s
8	Romanee	5	15.4m	16.6m (0)	26.0m (0)	1:52.43	28.16s	27.26s
1	Holy Camp Dillon	6	17.1m	4.2m (0)	11.2m (1)	1:52.56	27.98s	28.41s
5	Spirit Of Arion	7	20.3m	15.4m (1)	18.8m (1)	1:52.79	27.73s	28.10s
2	Mick Danger	8	28.3m	8.2m (0)	14.8m (0)	1:53.38	27.95s	28.94s
6	Promising	9	40.3m	0.0m (0)	7.8m (0)	1:54.27	28.02s	30.26s
3	Gliding Away	10	40.6m	12.4m (0)	21.8m (0)	1:54.29	28.14s	29.31s

Finish Position and metres gained

First Arrow shows distance gain/loss from 2nd Qtr to 3rd Qtr,
Second Arrow shows distance gain/loss from 3rd Qtr to Finish
Blue arrow indicates best gain in these quarters.



800

Visual positions in race at 2nd Quarter



400

Visual positions in race at 3rd Quarter



Powered by



Harness Analyser

Sectional Analysis Software

Not just form | Free Trial

www.facebook.com/PJHarnessRacing



RISE Digital, Harness Racing Australia nor the provider accepts any responsibility for the completeness or accuracy of any of the information contained herein, and makes no representations about its suitability for any particular purpose. Users should make their own judgements about those matters and/or seek independent advice. You assume all risks associated with use of data provided on this page