

Wagga Riverina Race 1 Distance 1740m

Tuesday, 24 June 2025

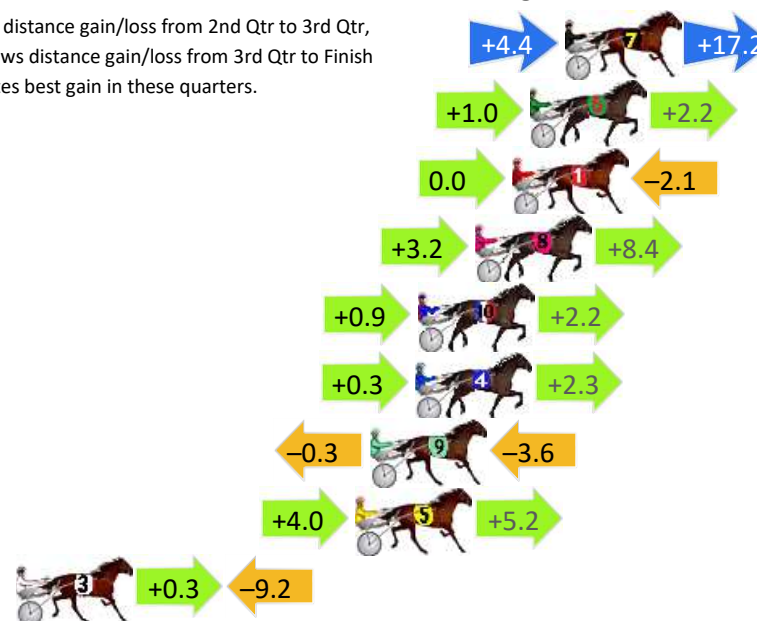
Gross Time: 2:05.80 MileRate: 1:56.30 LeadTime: 8.90s First Qtr: 29.40s Second Qtr: 29.60s Third Qtr: 28.60s Fourth Qtr: 29.30s

DATA TABLE: 800 / 400 Posi's are position from leader and (how wide the horse was at that position)

NoHorse	Plc	Mar	800 Posi	400 Posi	Time	3rd Qtr	4th Qt
7 Shez Bettors Babe	1	0.0m	21.6m (1)	17.2m (3)	2:05.80	28.30s	28.06s
6 Spread The Fear	2	1.4m	4.6m (1)	3.6m (1)	2:05.91	28.53s	29.15s
1 Ellava Pacer	3	2.1m	0.0m (0)	0.0m (0)	2:05.96	28.60s	29.46s
8 Alwaysatthebeach	4	3.6m	15.2m (0)	12.0m (0)	2:06.08	28.38s	28.72s
10 One Stunin Melody	5	5.9m	9.0m (0)	8.1m (0)	2:06.25	28.54s	29.17s
4 Alice On The Beach	6	6.0m	8.6m (1)	8.3m (2)	2:06.26	28.59s	29.16s
9 Shaken Sands	7	7.8m	3.9m (0)	4.2m (0)	2:06.40	28.62s	29.60s
5 Kristysgirl	8	8.4m	17.6m (1)	13.6m (2)	2:06.45	28.33s	28.97s
3 Weeneeddreams	9	22.0m	13.1m (1)	12.8m (1)	2:07.49	28.59s	30.07s

Finish Position and metres gained

First Arrow shows distance gain/loss from 2nd Qtr to 3rd Qtr,
Second Arrow shows distance gain/loss from 3rd Qtr to Finish
Blue arrow indicates best gain in these quarters.



800

Visual positions in race at 2nd Quarter



400

Visual positions in race at 3rd Quarter



Powered by



Harness Analyser

Sectional Analysis Software

Not just form | Free Trial

www.facebook.com/PJHarnessRacing



RISE Digital, Harness Racing Australia nor the provider accepts any responsibility for the completeness or accuracy of any of the information contained herein, and makes no representations about its suitability for any particular purpose. Users should make their own judgements about those matters and/or seek independent advice. You assume all risks associated with use of data provided on this page

Wagga Riverina Race 2 Distance 2270m

Tuesday, 24 June 2025


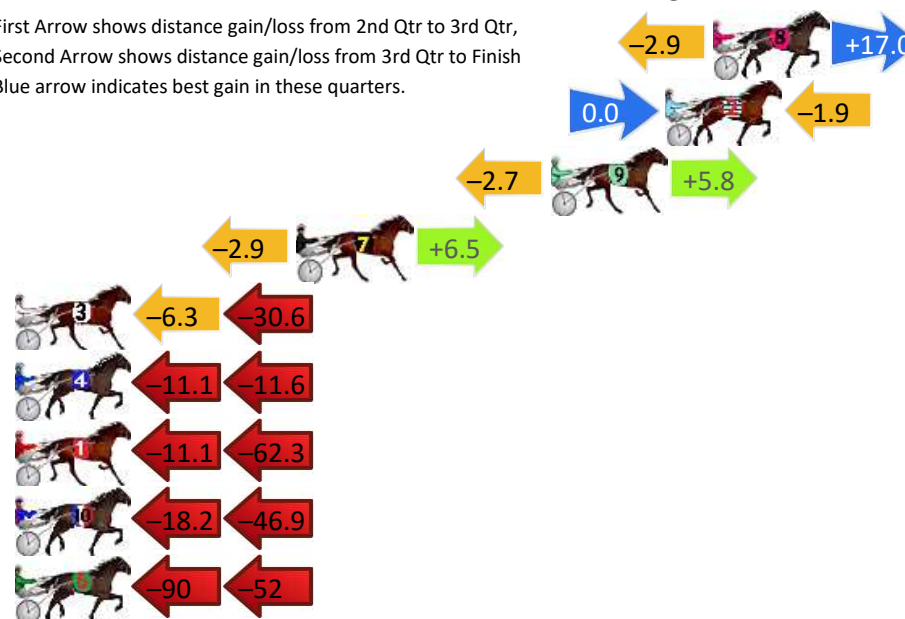
Gross Time: 2:44.60 MileRate: 1:56.70 LeadTime: 47.90s First Qtr: 29.80s Second Qtr: 29.20s Third Qtr: 28.60s Fourth Qtr: 29.10s

DATA TABLE: 800 / 400 Posi's are position from leader and (how wide the horse was at that position)

No	Horse	Plc	Mar	800 Posi	400 Posi	Time	3rd Qtr	4th Qt
8	Glenburns Waters	1	0.0m	14.1m (0)	17.0m (1)	2:44.60	28.82s	27.88s
2	Hudson River	2	1.9m	0.0m (0)	0.0m (0)	2:44.75	28.60s	29.25s
9	Specta	3	6.5m	9.6m (0)	12.3m (1)	2:45.10	28.80s	28.72s
7	Dollar Brownie	4	16.7m	20.3m (0)	23.2m (1)	2:45.87	28.82s	28.71s
3	Shades Of Miki	5	41.8m	4.9m (1)	11.2m (0)	2:47.79	29.05s	31.49s
4	Miss Miki May	6	44.2m	21.5m (1)	32.6m (0)	2:47.97	29.41s	30.13s
1	Rudimentary	7	77.9m	4.5m (0)	15.6m (0)	2:50.55	29.40s	33.93s
10	Spirit Level	8	81.5m	16.4m (1)	34.6m (1)	2:50.82	29.91s	32.84s
6	Syenite	9	152.3m	11.4m (1)	101.2m (1)	2:56.23	35.05s	33.47s

Finish Position and metres gained

First Arrow shows distance gain/loss from 2nd Qtr to 3rd Qtr,
Second Arrow shows distance gain/loss from 3rd Qtr to Finish
Blue arrow indicates best gain in these quarters.



Visual positions in race at 2nd Quarter



Visual positions in race at 3rd Quarter

Wagga Riverina Race 3 Distance 1740m

Tuesday, 24 June 2025

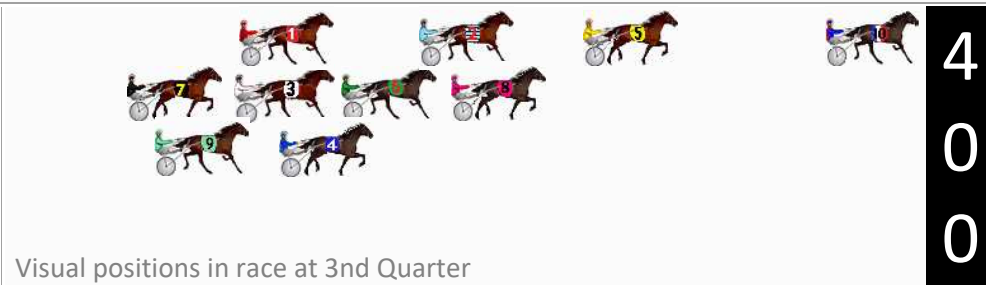


Gross Time: 2:06.70 MileRate: 1:57.20 LeadTime: 8.80s First Qtr: 28.40s Second Qtr: 31.40s Third Qtr: 29.50s Fourth Qtr: 28.60s

DATA TABLE: 800 / 400 Posi's are position from leader and (how wide the horse was at that position)

No	Horse	Plc	Mar	800 Posi	400 Posi	Time	3rd Qtr	4th Qt
10	Texan Branach	1	0.0m	16.8m (1)	0.0m (0)	2:06.70	28.27s	28.60s
5	Centrefire	2	15.4m	0.0m (0)	9.7m (0)	2:07.86	30.20s	29.06s
9	Major Huss	3	23.7m	15.0m (0)	26.9m (2)	2:08.48	30.34s	28.44s
6	Satin Banyula	4	24.6m	7.8m (1)	19.4m (1)	2:08.55	30.33s	29.05s
8	Beau Brown	5	27.3m	3.4m (1)	15.0m (1)	2:08.75	30.33s	29.57s
7	Hez On The Buzzer	6	27.3m	19.6m (0)	28.0m (1)	2:08.75	30.08s	28.63s
4	Roll The Aces	7	30.1m	21.1m (1)	21.9m (2)	2:08.96	29.53s	29.28s
3	Chocolate Delight	8	31.5m	11.8m (1)	23.7m (1)	2:09.07	30.34s	29.26s
2	Barkway Thomas	9	33.2m	5.5m (0)	16.3m (0)	2:09.19	30.28s	29.91s
1	Maxys Gem	10	37.4m	10.4m (0)	23.5m (0)	2:09.51	30.44s	29.71s

Finish Position and metres gained

First Arrow shows distance gain/loss from 2nd Qtr to 3rd Qtr, Second Arrow shows distance gain/loss from 3rd Qtr to Finish
Blue arrow indicates best gain in these quarters.



Wagga Riverina Race 4 Distance 1740m

Tuesday, 24 June 2025

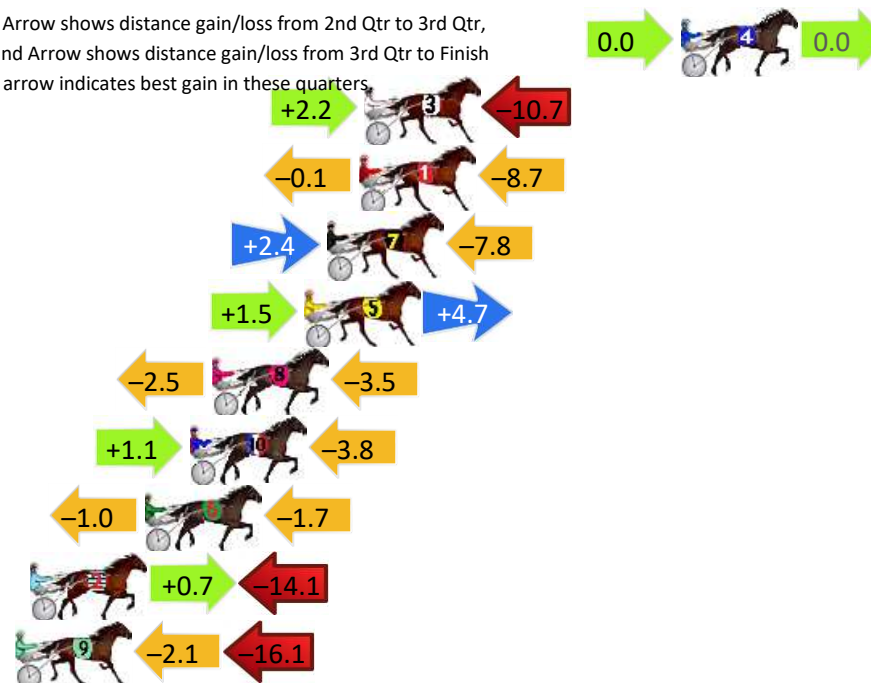
Gross Time: 2:06.70 MileRate: 1:57.10 LeadTime: 8.90s First Qtr: 29.80s Second Qtr: 30.30s Third Qtr: 29.50s Fourth Qtr: 28.20s

DATA TABLE: 800 / 400 Posi's are position from leader and (how wide the horse was at that position)

No	Horse	Plc	Mar	800 Posi	400 Posi	Time	3rd Qtr	4th Qt
4	The Real Rocketman	1	0.0m	0.0m (0)	0.0m (0)	2:06.70	29.50s	28.20s
3	Thats The Attitude	2	12.7m	4.2m (1)	2.0m (1)	2:07.64	29.33s	29.00s
1	Wally Blaster	3	12.9m	4.1m (0)	4.2m (0)	2:07.66	29.50s	28.86s
7	Paddy Mach	4	14.2m	8.8m (1)	6.4m (1)	2:07.75	29.31s	28.79s
5	Billees Jet	5	15.1m	21.3m (1)	19.8m (1)	2:07.82	29.36s	27.90s
8	Roll Play	6	18.8m	12.8m (0)	15.3m (0)	2:08.09	29.66s	28.49s
10	Cracker Miss	7	19.7m	17.0m (1)	15.9m (1)	2:08.16	29.39s	28.52s
6	Little Cool	8	21.5m	18.8m (0)	19.8m (0)	2:08.29	29.54s	28.37s
2	Glamors Symbol	9	26.1m	12.7m (1)	12.0m (1)	2:08.63	29.43s	29.27s
9	I Am The Tornado	10	26.7m	8.5m (0)	10.6m (0)	2:08.68	29.64s	29.42s

Finish Position and metres gained

First Arrow shows distance gain/loss from 2nd Qtr to 3rd Qtr,
Second Arrow shows distance gain/loss from 3rd Qtr to Finish
Blue arrow indicates best gain in these quarters



800

Visual positions in race at 2nd Quarter



400

Visual positions in race at 3rd Quarter



Powered by



Harness Analyser

Sectional Analysis Software

Not just form | Free Trial

www.facebook.com/PJHarnessRacing



RISE Digital, Harness Racing Australia nor the provider accepts any responsibility for the completeness or accuracy of any of the information contained herein, and makes no representations about its suitability for any particular purpose. Users should make their own judgements about those matters and/or seek independent advice. You assume all risks associated with use of data provided on this page

Wagga Riverina Race 5 Distance 1740m

Tuesday, 24 June 2025

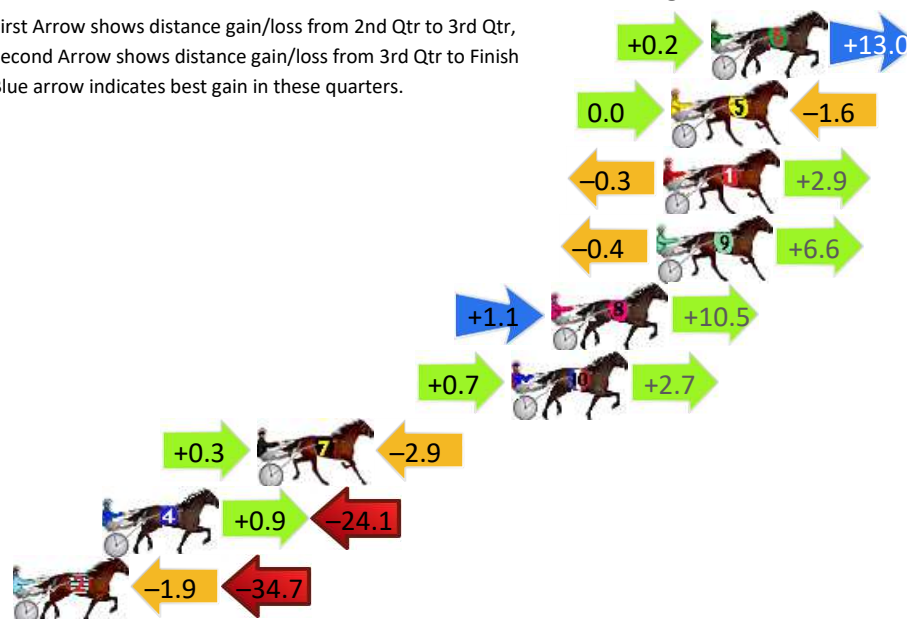
Gross Time: 2:04.60 MileRate: 1:55.20 LeadTime: 8.60s First Qtr: 27.60s Second Qtr: 31.40s Third Qtr: 28.60s Fourth Qtr: 28.40s

DATA TABLE: 800 / 400 Posi's are position from leader and (how wide the horse was at that position)

No	Horse	Plc	Mar	800 Posi	400 Posi	Time	3rd Qtr	4th Qt
6	Fe Fe On Fire	1	0.0m	13.2m (0)	13.0m (0)	2:04.60	28.58s	27.48s
5	Louis The Legend	2	1.6m	0.0m (0)	0.0m (0)	2:04.72	28.60s	28.52s
1	Heavens Badgirl	3	1.9m	4.5m (0)	4.8m (0)	2:04.74	28.62s	28.20s
9	Scottie Mach	4	2.2m	8.4m (0)	8.8m (0)	2:04.76	28.62s	27.94s
8	Titiwha	5	6.4m	18.0m (0)	16.9m (0)	2:05.08	28.52s	27.68s
10	Keayang Omar	6	8.0m	11.4m (1)	10.7m (2)	2:05.20	28.55s	28.24s
7	Nifty Ambition	7	18.2m	15.6m (1)	15.3m (2)	2:05.96	28.57s	28.68s
4	Jilliby Saffron	8	24.4m	1.2m (1)	0.3m (1)	2:06.42	28.53s	30.20s
2	Carmen On Bling	9	42.9m	6.3m (1)	8.2m (1)	2:07.80	28.73s	31.02s

Finish Position and metres gained

First Arrow shows distance gain/loss from 2nd Qtr to 3rd Qtr, Second Arrow shows distance gain/loss from 3rd Qtr to Finish Blue arrow indicates best gain in these quarters.



Visual positions in race at 2nd Quarter



Visual positions in race at 3rd Quarter

Wagga Riverina Race 6 Distance 1740m

Tuesday, 24 June 2025


Gross Time: 2:05.90 MileRate: 1:56.50 LeadTime: 8.90s First Qtr: 29.80s Second Qtr: 30.60s Third Qtr: 28.40s Fourth Qtr: 28.20s

DATA TABLE: 800 / 400 Posi's are position from leader and (how wide the horse was at that position)

No	Horse	Plc	Mar	800 Posi	400 Posi	Time	3rd Qtr	4th Qt
6	Captain Evie	1	0.0m	0.0m (0)	0.0m (0)	2:05.90	28.40s	28.20s
10	Bound For Trouble	2	2.0m	5.8m (1)	4.8m (2)	2:06.05	28.33s	28.01s
1	Major Hayley	3	12.3m	14.9m (1)	5.7m (1)	2:06.81	27.75s	28.71s
9	Mygirlvenus	4	19.2m	20.2m (1)	11.4m (2)	2:07.32	27.77s	28.82s
3	Elleschance	5	21.6m	8.5m (0)	10.0m (0)	2:07.50	28.50s	29.10s
5	Truthbetold	6	30.3m	10.9m (1)	10.5m (1)	2:08.15	28.37s	29.71s
8	Solve The Crime	7	34.2m	25.9m (1)	18.8m (2)	2:08.43	27.89s	29.41s
4	Miss Vegas	8	36.7m	4.0m (0)	5.4m (0)	2:08.62	28.50s	30.54s
7	Brobenah Girl	9	37.3m	23.0m (0)	21.6m (0)	2:08.66	28.30s	29.44s
2	Heavens Pleasure	10	37.9m	13.9m (0)	14.8m (0)	2:08.71	28.46s	29.97s

Finish Position and metres gained

First Arrow shows distance gain/loss from 2nd Qtr to 3rd Qtr,
Second Arrow shows distance gain/loss from 3rd Qtr to Finish
Blue arrow indicates best gain in these quarters.



800

Visual positions in race at 2nd Quarter



400

Visual positions in race at 3rd Quarter



Powered by



Harness Analyser

Sectional Analysis Software

Not just form | Free Trial

www.facebook.com/PJHarnessRacing



RISE Digital, Harness Racing Australia nor the provider accepts any responsibility for the completeness or accuracy of any of the information contained herein, and makes no representations about its suitability for any particular purpose. Users should make their own judgements about those matters and/or seek independent advice. You assume all risks associated with use of data provided on this page

Wagga Riverina Race 7 Distance 1740m

Tuesday, 24 June 2025

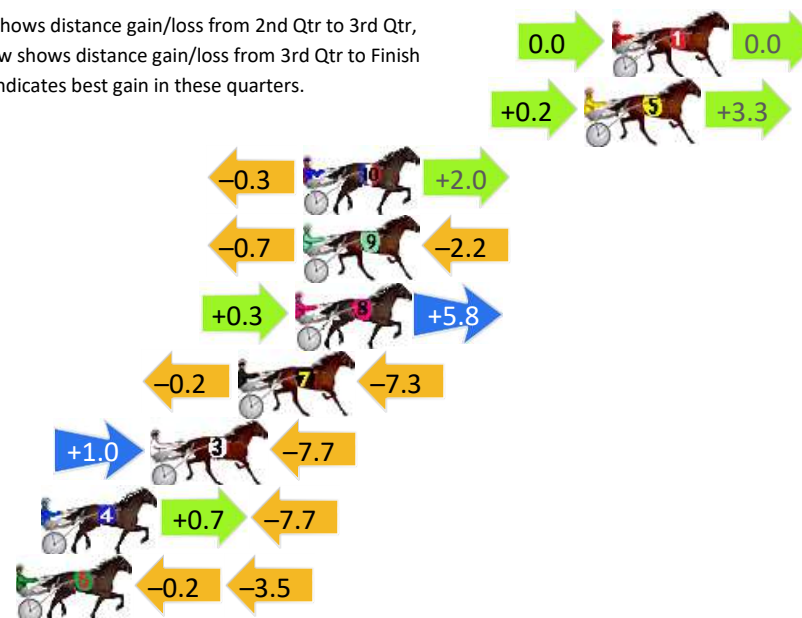
Gross Time: 2:07.50 MileRate: 1:58.00 LeadTime: 8.90s First Qtr: 29.80s Second Qtr: 30.50s Third Qtr: 29.60s Fourth Qtr: 28.70s

DATA TABLE: 800 / 400 Posi's are position from leader and (how wide the horse was at that position)

NoHorse	Plc	Mar	800 Posi	400 Posi	Time	3rd Qtr	4th Qt
1 Imperious	1	0.0m	0.0m (0)	0.0m (0)	2:07.50	29.60s	28.70s
5 Kamikaze Scoob	2	1.1m	4.6m (0)	4.4m (0)	2:07.58	29.58s	28.46s
10 Most Certain Micky	3	12.4m	14.1m (0)	14.4m (0)	2:08.43	29.60s	28.59s
9 Kulani Courage	4	12.4m	9.5m (0)	10.2m (0)	2:08.43	29.64s	28.89s
8 One Horn Billy	5	12.7m	18.8m (0)	18.5m (0)	2:08.46	29.56s	28.32s
7 Ernielovenboy	6	15.0m	7.5m (1)	7.7m (1)	2:08.63	29.61s	29.27s
3 All So Sassy	7	18.5m	11.8m (1)	10.8m (2)	2:08.89	29.51s	29.31s
4 Arklow	8	22.9m	15.9m (1)	15.2m (2)	2:09.23	29.53s	29.33s
6 Blazing	9	23.9m	20.2m (1)	20.4m (1)	2:09.30	29.59s	29.02s


Finish Position and metres gained

First Arrow shows distance gain/loss from 2nd Qtr to 3rd Qtr,
Second Arrow shows distance gain/loss from 3rd Qtr to Finish
Blue arrow indicates best gain in these quarters.



800

Visual positions in race at 2nd Quarter



400

Visual positions in race at 3rd Quarter



Powered by



Harness Analyser

Sectional Analysis Software

Not just form | Free Trial

www.facebook.com/PJHarnessRacing



RISE Digital, Harness Racing Australia nor the provider accepts any responsibility for the completeness or accuracy of any of the information contained herein, and makes no representations about its suitability for any particular purpose. Users should make their own judgements about those matters and/or seek independent advice. You assume all risks associated with use of data provided on this page

Wagga Riverina Race 8 Distance 1740m

Tuesday, 24 June 2025


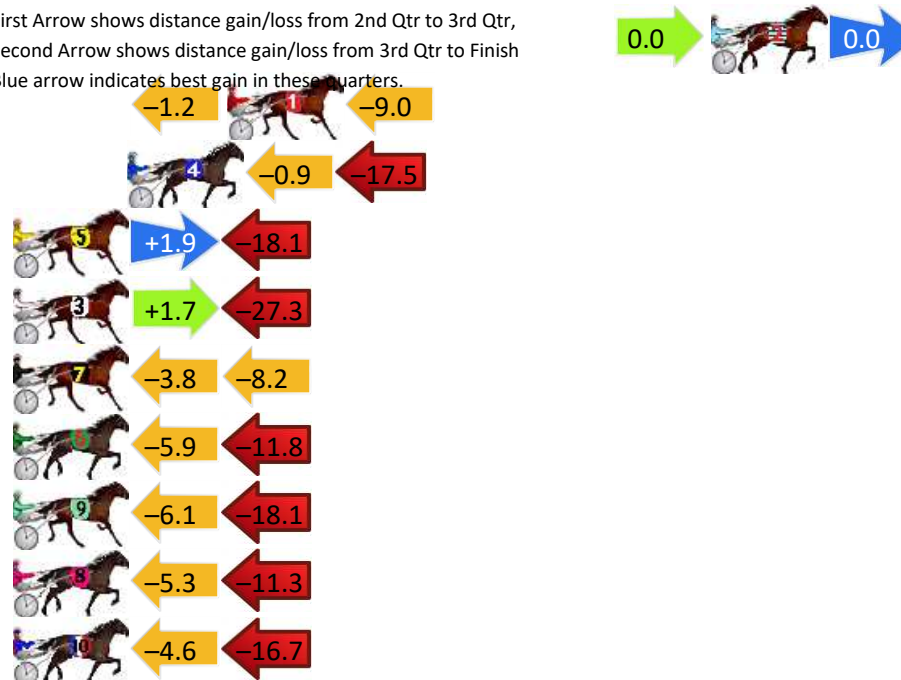
Gross Time: 2:04.70 MileRate: 1:55.30 LeadTime: 9.10s First Qtr: 28.80s Second Qtr: 29.70s Third Qtr: 28.90s Fourth Qtr: 28.20s

DATA TABLE: 800 / 400 Posi's are position from leader and (how wide the horse was at that position)

NoHorse	Plc	Mar	800 Posi	400 Posi	Time	3rd Qtr	4th Qt
2 Slipalong Saint	1	0.0m	0.0m (0)	0.0m (0)	2:04.70	28.90s	28.20s
1 Think Christi	2	19.4m	9.2m (0)	10.4m (0)	2:06.14	28.98s	28.90s
4 Stay Alpha	3	23.4m	5.0m (0)	5.9m (0)	2:06.43	28.96s	29.51s
5 Tulhurst Chase	4	29.7m	13.5m (1)	11.6m (1)	2:06.90	28.75s	29.58s
3 Jungle Shark	5	34.6m	9.0m (1)	7.3m (1)	2:07.26	28.77s	30.24s
7 Lookideal	6	35.5m	23.5m (1)	27.3m (2)	2:07.33	29.15s	28.89s
6 Mister Raudonikis	7	35.8m	18.1m (0)	24.0m (0)	2:07.35	29.30s	29.15s
9 Bagley Boy	8	38.1m	13.9m (0)	20.0m (0)	2:07.52	29.32s	29.60s
8 Jakryan	9	39.2m	22.6m (0)	27.9m (0)	2:07.60	29.26s	29.12s
10 Tinnysmedad	10	39.8m	18.5m (1)	23.1m (1)	2:07.65	29.21s	29.51s


Finish Position and metres gained

First Arrow shows distance gain/loss from 2nd Qtr to 3rd Qtr, Second Arrow shows distance gain/loss from 3rd Qtr to Finish Blue arrow indicates best gain in these quarters.



800

Visual positions in race at 2nd Quarter



400

Visual positions in race at 3rd Quarter

Wagga Riverina Race 9 Distance 1740m

Tuesday, 24 June 2025


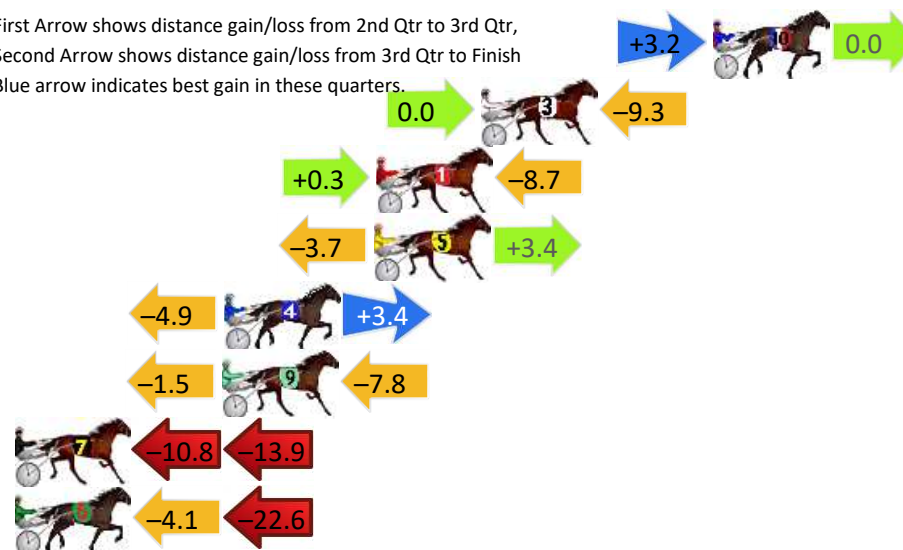
Gross Time: 2:07.50 MileRate: 1:57.90 LeadTime: 10.00s First Qtr: 30.50s Second Qtr: 30.20s Third Qtr: 28.70s Fourth Qtr: 28.10s

DATA TABLE: 800 / 400 Posi's are position from leader and (how wide the horse was at that position)

No	Horse	Plc	Mar	800 Posi	400 Posi	Time	3rd Qtr	4th Qt
10	Bidgee Babe	1	0.0m	3.2m (1)	0.0m (1)	2:07.50	28.47s	28.10s
3	Glamour Fox	2	9.3m	0.0m (0)	0.0m (0)	2:08.19	28.70s	28.79s
1	No More Promises	3	13.5m	5.1m (0)	4.8m (0)	2:08.50	28.68s	28.76s
5	Kozaczynski	4	13.6m	13.3m (1)	17.0m (2)	2:08.50	28.95s	27.90s
4	Didnt I	5	19.6m	18.1m (1)	23.0m (2)	2:08.95	29.03s	27.93s
9	Ultimate Me	6	19.7m	10.4m (0)	11.9m (0)	2:08.95	28.80s	28.71s
7	Theagenes	7	33.2m	8.5m (1)	19.3m (1)	2:09.95	29.45s	29.19s
6	Eyes For Dollars	8	41.6m	14.9m (0)	19.0m (0)	2:10.57	28.98s	29.83s


Finish Position and metres gained

First Arrow shows distance gain/loss from 2nd Qtr to 3rd Qtr,
Second Arrow shows distance gain/loss from 3rd Qtr to Finish
Blue arrow indicates best gain in these quarters.



800

Visual positions in race at 2nd Quarter



400

Visual positions in race at 3rd Quarter



Powered by



Harness Analyser

Sectional Analysis Software

Not just form | Free Trial

www.facebook.com/PJHarnessRacing



RISE Digital, Harness Racing Australia nor the provider accepts any responsibility for the completeness or accuracy of any of the information contained herein, and makes no representations about its suitability for any particular purpose. Users should make their own judgements about those matters and/or seek independent advice. You assume all risks associated with use of data provided on this page