

Bathurst Race 1 Distance 1730m

Wednesday, 25 June 2025


Gross Time: 2:08.50 MileRate: 1:59.60 LeadTime: 8.30s First Qtr: 29.90s Second Qtr: 31.10s Third Qtr: 30.50s Fourth Qtr: 28.70s

DATA TABLE: 800 / 400 Posi's are position from leader and (how wide the horse was at that position)

NoHorse	Plc	Mar	800 Posi	400 Posi	Time	3rd Qtr	4th Qt
5 She Maybe Bettor	1	0.0m	0.0m (0)	0.2m (0)	2:08.50	30.51s	28.69s
10 Delightful Star	2	0.5m	3.0m (1)	0.0m (1)	2:08.54	30.28s	28.74s
6 Chelseas Girl	3	7.7m	15.6m (1)	6.8m (2)	2:09.08	29.85s	28.76s
9 Tisbury Rocks	4	10.0m	17.4m (0)	11.4m (2)	2:09.25	30.06s	28.60s
3 Windy Hill Lucy	5	10.2m	4.6m (0)	4.8m (0)	2:09.27	30.53s	29.09s
4 Bonjorge	6	11.2m	7.0m (1)	5.2m (1)	2:09.34	30.38s	29.13s
7 Warrawee Flyer	7	13.5m	11.4m (1)	9.2m (1)	2:09.52	30.35s	29.01s
2 Marabelle	8	15.1m	9.0m (0)	10.0m (0)	2:09.64	30.58s	29.06s
8 Time To Torque	9	19.0m	21.8m (0)	17.0m (1)	2:09.93	30.15s	28.84s
1 The Accidental One	10	19.0m	13.2m (0)	14.4m (0)	2:09.93	30.60s	29.03s

Finish Position and metres gained

First Arrow shows distance gain/loss from 2nd Qtr to 3rd Qtr,
Second Arrow shows distance gain/loss from 3rd Qtr to Finish
Blue arrow indicates best gain in these quarters.



Visual positions in race at 2nd Quarter



Visual positions in race at 3rd Quarter

Bathurst Race 2 Distance 1730m

Wednesday, 25 June 2025

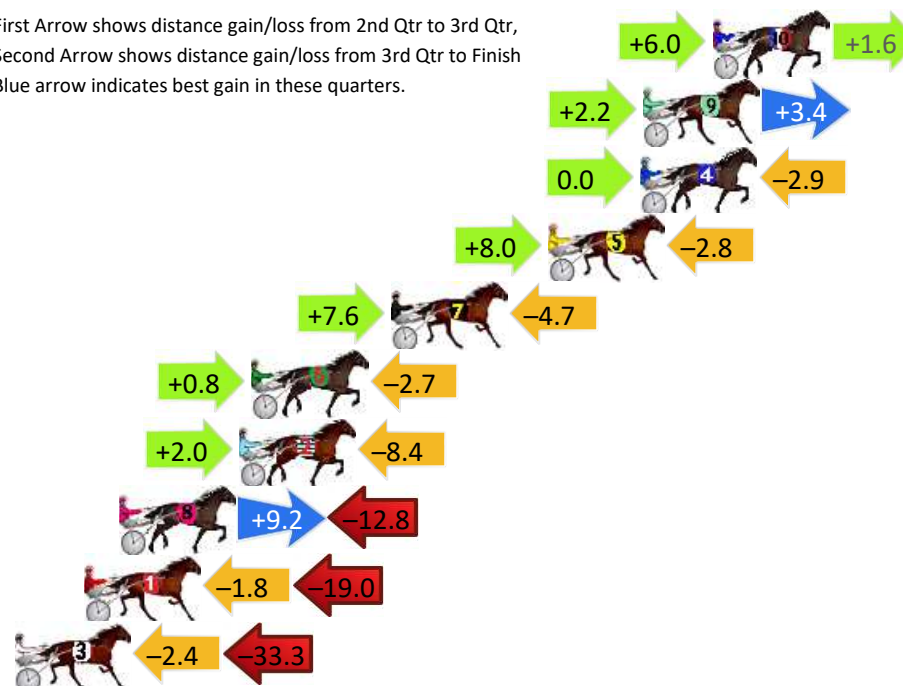
Gross Time: 2:04.50 MileRate: 1:55.80 LeadTime: 8.10s First Qtr: 27.70s Second Qtr: 29.20s Third Qtr: 29.60s Fourth Qtr: 29.90s

DATA TABLE: 800 / 400 Posi's are position from leader and (how wide the horse was at that position)

No	Horse	Plc	Mar	800 Posi	400 Posi	Time	3rd Qtr	4th Qt
10	Shell Shock	1	0.0m	7.6m (1)	1.6m (2)	2:04.50	29.16s	29.78s
9	Three Rivers	2	2.8m	8.4m (0)	6.2m (1)	2:04.72	29.44s	29.65s
4	Harrys Deal	3	2.9m	0.0m (0)	0.0m (0)	2:04.73	29.60s	30.12s
5	Seasider	4	6.6m	11.8m (1)	3.8m (3)	2:05.02	29.01s	30.11s
7	Uncle Tony	5	12.9m	15.8m (1)	8.2m (3)	2:05.51	29.04s	30.25s
6	Take Out	6	18.5m	16.6m (0)	15.8m (3)	2:05.95	29.54s	30.10s
2	Sharper Memory	7	19.0m	12.6m (0)	10.6m (2)	2:05.99	29.45s	30.52s
8	Limbo Lilly	8	23.8m	20.2m (1)	11.0m (4)	2:06.36	28.91s	30.85s
1	Camanchi Warrior	9	25.2m	4.4m (0)	6.2m (0)	2:06.47	29.73s	31.31s
3	Bohemian Brawler	10	38.9m	3.2m (1)	5.6m (2)	2:07.55	29.77s	32.38s

Finish Position and metres gained

First Arrow shows distance gain/loss from 2nd Qtr to 3rd Qtr,
Second Arrow shows distance gain/loss from 3rd Qtr to Finish
Blue arrow indicates best gain in these quarters.



800

Visual positions in race at 2nd Quarter



400

Visual positions in race at 3rd Quarter



Powered by



Harness Analyser

Sectional Analysis Software

Not just form | Free Trial

www.facebook.com/PJHarnessRacing



RISE Digital, Harness Racing Australia nor the provider accepts any responsibility for the completeness or accuracy of any of the information contained herein, and makes no representations about its suitability for any particular purpose. Users should make their own judgements about those matters and/or seek independent advice. You assume all risks associated with use of data provided on this page

Bathurst Race 3 Distance 2260m

Wednesday, 25 June 2025



Gross Time: 2:47.40 MileRate: 1:59.20 LeadTime: 47.90s First Qtr: 31.60s Second Qtr: 29.00s Third Qtr: 29.20s Fourth Qtr: 29.70s

DATA TABLE: 800 / 400 Posi's are position from leader and (how wide the horse was at that position)

No	Horse	Plc	Mar	800 Posi	400 Posi	Time	3rd Qtr	4th Qt
8	Buddy Brilliance	1	0.0m	24.4m (1)	12.4m (2)	2:47.40	28.33s	28.78s
1	Play It Cool	2	0.8m	0.0m (0)	0.0m (0)	2:47.46	29.20s	29.76s
3	Pops Legacy	3	1.2m	3.2m (1)	4.8m (1)	2:47.49	29.32s	29.43s
5	Justa Dragon	4	6.8m	7.8m (1)	8.0m (2)	2:47.93	29.22s	29.61s
7	Hello I Tea	5	7.6m	17.8m (1)	17.8m (2)	2:47.99	29.21s	28.95s
10	Drive To The Beach	6	11.7m	9.2m (0)	12.0m (0)	2:48.31	29.41s	29.68s
9	Kadar	7	13.1m	4.6m (0)	7.4m (0)	2:48.42	29.40s	30.12s
4	Dun Spruikin	8	50.0m	13.4m (1)	15.4m (1)	2:51.29	29.32s	32.25s

Finish Position and metres gained

First Arrow shows distance gain/loss from 2nd Qtr to 3rd Qtr, Second Arrow shows distance gain/loss from 3rd Qtr to Finish
Blue arrow indicates best gain in these quarters.



Bathurst Race 4 Distance 1730m

Wednesday, 25 June 2025


Gross Time: 2:04.70 MileRate: 1:56.00 LeadTime: 8.10s First Qtr: 28.70s Second Qtr: 30.20s Third Qtr: 29.00s Fourth Qtr: 28.70s

DATA TABLE: 800 / 400 Posi's are position from leader and (how wide the horse was at that position)

No	Horse	Plc	Mar	800 Posi	400 Posi	Time	3rd Qtr	4th Qt
5	Happy Reg	1	0.0m	7.0m (1)	5.0m (1)	2:04.70	28.85s	28.34s
6	Raging Sea	2	9.1m	11.2m (1)	8.8m (1)	2:05.39	28.83s	28.72s
10	Jayjaybenny	3	9.3m	3.0m (1)	1.0m (1)	2:05.40	28.86s	29.29s
7	Im Desirable	4	12.6m	15.4m (1)	12.8m (1)	2:05.65	28.81s	28.69s
3	Scarlett May	5	12.9m	4.0m (0)	4.2m (0)	2:05.67	29.02s	29.32s
1	Ideal Timing	6	19.1m	8.6m (0)	8.8m (0)	2:06.14	29.02s	29.43s
2	Jekamias	7	20.4m	13.2m (0)	13.6m (0)	2:06.24	29.03s	29.19s
9	Dark Terror	8	21.8m	17.2m (0)	17.4m (1)	2:06.34	29.02s	29.01s
4	Misterfourthousand	9	28.1m	0.0m (0)	0.0m (0)	2:06.82	29.01s	30.70s
8	Eric The Kicker	10	33.1m	20.0m (1)	17.4m (2)	2:07.19	28.82s	29.82s

Finish Position and metres gained

First Arrow shows distance gain/loss from 2nd Qtr to 3rd Qtr,
Second Arrow shows distance gain/loss from 3rd Qtr to Finish
Blue arrow indicates best gain in these quarters.



800

Visual positions in race at 2nd Quarter



400

Visual positions in race at 3rd Quarter



Powered by



Harness Analyser

Sectional Analysis Software

Not just form | Free Trial

www.facebook.com/PJHarnessRacing



RISE Digital, Harness Racing Australia nor the provider accepts any responsibility for the completeness or accuracy of any of the information contained herein, and makes no representations about its suitability for any particular purpose. Users should make their own judgements about those matters and/or seek independent advice. You assume all risks associated with use of data provided on this page

Bathurst Race 5 Distance 1730m

Wednesday, 25 June 2025




Gross Time: 2:07.70 MileRate: 1:58.80 LeadTime: 8.60s First Qtr: 31.10s Second Qtr: 29.80s Third Qtr: 29.50s Fourth Qtr: 28.70s

DATA TABLE: 800 / 400 Posi's are position from leader and (how wide the horse was at that position)

NoHorse	Plc	Mar	800 Posi	400 Posi	Time	3rd Qtr	4th Qt
1 Bettors Hope	1	0.0m	4.4m (0)	4.2m (0)	2:07.70	29.48s	28.40s
4 Pas De Cheval	2	0.7m	10.6m (1)	0.8m (2)	2:07.75	28.79s	28.69s
2 Hes Chiming	3	1.5m	0.0m (0)	0.0m (0)	2:07.81	29.50s	28.81s
9 Faze Of Glory	4	2.1m	8.2m (0)	8.2m (0)	2:07.86	29.49s	28.26s
7 Saint Emilion	5	8.4m	12.6m (0)	9.6m (1)	2:08.33	29.28s	28.61s
3 Bettor Keppel	6	10.0m	6.6m (1)	5.0m (2)	2:08.45	29.39s	29.06s
5 Sheffield Sparky	7	10.4m	14.6m (1)	5.6m (3)	2:08.48	28.85s	29.04s
8 Saint Veran	8	10.7m	16.6m (0)	9.6m (3)	2:08.51	28.99s	28.78s
6 Huta	9	69.0m	2.6m (1)	4.0m (1)	2:12.90	29.67s	33.34s

Finish Position and metres gained

First Arrow shows distance gain/loss from 2nd Qtr to 3rd Qtr,
Second Arrow shows distance gain/loss from 3rd Qtr to Finish
Blue arrow indicates best gain in these quarters.



Bathurst Race 6 Distance 1730m

Wednesday, 25 June 2025


Gross Time: 2:09.90 MileRate: 2:00.80 LeadTime: 8.50s First Qtr: 30.60s Second Qtr: 30.70s Third Qtr: 29.70s Fourth Qtr: 30.40s

DATA TABLE: 800 / 400 Posi's are position from leader and (how wide the horse was at that position)

No	Horse	Plc	Mar	800 Posi	400 Posi	Time	3rd Qtr	4th Qt
6	Got My Eye On You	1	0.0m	13.6m (1)	6.4m (2)	2:09.90	29.17s	29.92s
1	My Ultimate Banjo	2	2.3m	0.0m (0)	0.0m (0)	2:10.08	29.70s	30.57s
3	Thereshewas	3	7.7m	13.4m (0)	12.8m (1)	2:10.51	29.66s	30.01s
8	Stinson	4	11.0m	8.8m (1)	5.0m (0)	2:10.78	29.41s	30.85s
2	Geeteeho	5	16.5m	9.2m (0)	8.7m (1)	2:11.21	29.66s	30.99s
5	Cheval Tiger	6	17.3m	18.0m (0)	14.4m (3)	2:11.28	29.43s	30.62s
7	Rocknroll Bling	7	56.7m	18.0m (1)	9.7m (3)	2:14.41	29.04s	33.95s
4	Talk To Lexy	8	57.7m	3.0m (1)	2.4m (1)	2:14.49	29.61s	34.58s
9	Aunty Poly	9	58.4m	4.8m (0)	10.2m (0)	2:14.55	30.06s	34.04s

Finish Position and metres gained

First Arrow shows distance gain/loss from 2nd Qtr to 3rd Qtr,
Second Arrow shows distance gain/loss from 3rd Qtr to Finish
Blue arrow indicates best gain in these quarters.



800

Visual positions in race at 2nd Quarter



400

Visual positions in race at 3rd Quarter



Powered by



Harness Analyser

Sectional Analysis Software

Not just form | Free Trial

www.facebook.com/PJHarnessRacing



RISE Digital, Harness Racing Australia nor the provider accepts any responsibility for the completeness or accuracy of any of the information contained herein, and makes no representations about its suitability for any particular purpose. Users should make their own judgements about those matters and/or seek independent advice. You assume all risks associated with use of data provided on this page

Bathurst Race 7 Distance 2260m

Wednesday, 25 June 2025

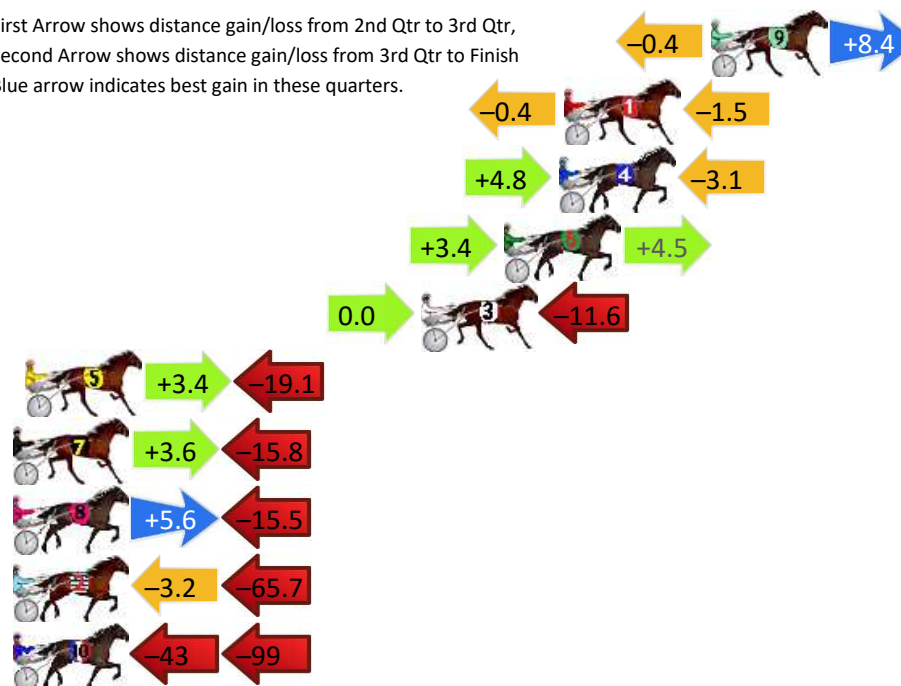
Gross Time: 2:50.40 MileRate: 2:01.30 LeadTime: 47.50s First Qtr: 32.10s Second Qtr: 31.40s Third Qtr: 30.30s Fourth Qtr: 29.10s

DATA TABLE: 800 / 400 Posi's are position from leader and (how wide the horse was at that position)

No	Horse	Plc	Mar	800 Posi	400 Posi	Time	3rd Qtr	4th Qt
9	A True Love	1	0.0m	8.0m (0)	8.4m (0)	2:50.40	30.32s	28.49s
1	She The Devil	2	5.9m	4.0m (0)	4.4m (0)	2:50.85	30.33s	29.21s
4	Ya Racin Arlo	3	6.1m	7.8m (1)	3.0m (2)	2:50.87	29.95s	29.32s
6	Smooth Euro	4	8.3m	16.2m (0)	12.8m (0)	2:51.03	30.04s	28.77s
3	Farfalla Stride	5	11.6m	0.0m (0)	0.0m (0)	2:51.29	30.32s	29.94s
5	Allegretto	6	27.5m	11.8m (1)	8.4m (2)	2:52.50	30.08s	30.48s
7	Harvey Hughes	7	28.0m	15.8m (1)	12.2m (3)	2:52.54	30.06s	30.24s
8	Mother Was A Mudda	8	29.9m	20.0m (1)	14.4m (2)	2:52.68	29.91s	30.22s
2	Maryville Alfie	9	72.7m	3.8m (1)	7.0m (1)	2:55.95	30.63s	33.85s
10	Limbo Lenny	10	153.9m	12.2m (0)	55.0m (0)	3:02.15	33.61s	36.25s

Finish Position and metres gained

First Arrow shows distance gain/loss from 2nd Qtr to 3rd Qtr,
Second Arrow shows distance gain/loss from 3rd Qtr to Finish
Blue arrow indicates best gain in these quarters.



800

Visual positions in race at 2nd Quarter



400

Visual positions in race at 3rd Quarter



Powered by



Harness Analyser

Sectional Analysis Software

Not just form | Free Trial

www.facebook.com/PJHarnessRacing



RISE Digital, Harness Racing Australia nor the provider accepts any responsibility for the completeness or accuracy of any of the information contained herein, and makes no representations about its suitability for any particular purpose. Users should make their own judgements about those matters and/or seek independent advice. You assume all risks associated with use of data provided on this page

Bathurst Race 8 Distance 1730m

Wednesday, 25 June 2025


Gross Time: 2:09.60 MileRate: 2:00.60 LeadTime: 8.50s First Qtr: 30.90s Second Qtr: 31.90s Third Qtr: 29.30s Fourth Qtr: 29.00s

DATA TABLE: 800 / 400 Posi's are position from leader and (how wide the horse was at that position)

NoHorse	Plc	Mar	800 Posi	400 Posi	Time	3rd Qtr	4th Qt
1 Millwood Grace	1	0.0m	4.2m (0)	4.0m (0)	2:09.60	29.28s	28.71s
2 Tearin Up The Sand	2	6.2m	0.0m (0)	0.0m (0)	2:10.07	29.30s	29.45s
7 Hooked On Winning	3	7.7m	14.4m (0)	8.6m (2)	2:10.19	28.88s	28.94s
9 The Samurai	4	8.7m	9.8m (0)	10.0m (0)	2:10.26	29.31s	28.91s
4 The Rogue I Am	5	10.5m	23.2m (1)	15.4m (1)	2:10.40	28.73s	28.65s
10 Astral Stride	6	14.4m	9.6m (1)	3.6m (2)	2:10.70	28.87s	29.78s
5 The Dome	7	16.9m	17.8m (1)	4.6m (3)	2:10.89	28.35s	29.89s
3 Watch Me Raider	8	18.9m	13.6m (1)	11.0m (3)	2:11.04	29.11s	29.57s
6 Tintins Treasure	9	31.5m	5.4m (1)	4.6m (1)	2:12.00	29.25s	30.94s


Finish Position and metres gained

First Arrow shows distance gain/loss from 2nd Qtr to 3rd Qtr,
Second Arrow shows distance gain/loss from 3rd Qtr to Finish
Blue arrow indicates best gain in these quarters.



800

Visual positions in race at 2nd Quarter



400

Visual positions in race at 3rd Quarter



Powered by



Harness Analyser

Sectional Analysis Software

Not just form | Free Trial

www.facebook.com/PJHarnessRacing



RISE Digital, Harness Racing Australia nor the provider accepts any responsibility for the completeness or accuracy of any of the information contained herein, and makes no representations about its suitability for any particular purpose. Users should make their own judgements about those matters and/or seek independent advice. You assume all risks associated with use of data provided on this page

Bathurst Race 9 Distance 2260m

Wednesday, 25 June 2025

Gross Time: 2:51.10 MileRate: 2:01.80 LeadTime: 49.30s First Qtr: 31.70s Second Qtr: 29.00s Third Qtr: 29.90s Fourth Qtr: 31.20s

DATA TABLE: 800 / 400 Posi's are position from leader and (how wide the horse was at that position)

No	Horse	Plc	Mar	800 Posi	400 Posi	Time	3rd Qtr	4th Qt
2	Mysterious Beach	1	0.0m	0.0m (0)	0.0m (0)	2:51.10	29.90s	31.20s
1	Our Big Bee	2	2.5m	4.2m (0)	4.0m (0)	2:51.30	29.89s	31.08s
3	Fly Over States	3	4.4m	8.6m (0)	9.0m (1)	2:51.46	29.94s	30.84s
7	Calm Reason	4	11.1m	7.6m (1)	3.8m (2)	2:52.01	29.60s	31.77s
4	Iron Bark Road	5	26.3m	15.2m (0)	12.4m (0)	2:53.25	29.66s	32.28s
6	La Americain	6	37.9m	3.0m (1)	3.4m (1)	2:54.19	29.87s	33.88s
5	Kaeleighs Comet	7	44.2m	27.0m (0)	32.0m (0)	2:54.71	30.26s	32.15s
8	Emilys Prince	8	48.2m	14.0m (1)	16.0m (1)	2:55.03	30.00s	33.70s

Finish Position and metres gained

First Arrow shows distance gain/loss from 2nd Qtr to 3rd Qtr,
Second Arrow shows distance gain/loss from 3rd Qtr to Finish
Blue arrow indicates best gain in these quarters.

