

Penrith Race 1 Distance 1720m

Thursday, 26 June 2025


Gross Time: 2:04.80 MileRate: 1:56.80 LeadTime: 7.40s First Qtr: 29.40s Second Qtr: 29.60s Third Qtr: 29.10s Fourth Qtr: 29.30s

DATA TABLE: 800 / 400 Posi's are position from leader and (how wide the horse was at that position)

No	Horse	Plc	Mar	800 Posi	400 Posi	Time	3rd Qtr	4th Qt
3	The Best Of You	1	0.0m	3.9m (0)	4.4m (0)	2:04.80	29.14s	28.98s
4	Weareallalone	2	0.6m	0.0m (0)	0.0m (0)	2:04.85	29.10s	29.35s
9	Ed Mendes	3	10.3m	12.7m (1)	14.3m (3)	2:05.59	29.22s	29.05s
10	Maid Of Money	4	12.0m	16.6m (2)	9.9m (3)	2:05.72	28.62s	29.50s
2	Reign Maker	5	14.2m	4.4m (1)	7.2m (1)	2:05.89	29.30s	29.87s
5	Lookin Good Margie	6	15.7m	0.6m (1)	2.8m (1)	2:06.01	29.26s	30.31s
7	Diletto	7	18.0m	13.6m (0)	14.3m (1)	2:06.18	29.16s	29.64s
6	Bobby Waterhouse	8	19.3m	17.7m (0)	18.2m (1)	2:06.28	29.14s	29.46s
8	Mizzz Adele	9	20.2m	8.3m (1)	11.0m (2)	2:06.35	29.30s	30.05s
1	The Poobah	10	25.3m	8.9m (0)	11.0m (0)	2:06.74	29.26s	30.44s

Finish Position and metres gained

First Arrow shows distance gain/loss from 2nd Qtr to 3rd Qtr,
Second Arrow shows distance gain/loss from 3rd Qtr to Finish
Blue arrow indicates best gain in these quarters.



Visual positions in race at 2nd Quarter



Visual positions in race at 3rd Quarter



Powered by



Harness Analyser

Sectional Analysis Software

Not just form | Free Trial

www.facebook.com/PJHarnessRacing



RISE Digital, Harness Racing Australia nor the provider accepts any responsibility for the completeness or accuracy of any of the information contained herein, and makes no representations about its suitability for any particular purpose. Users should make their own judgements about those matters and/or seek independent advice. You assume all risks associated with use of data provided on this page

Penrith Race 2 Distance 1720m

Thursday, 26 June 2025



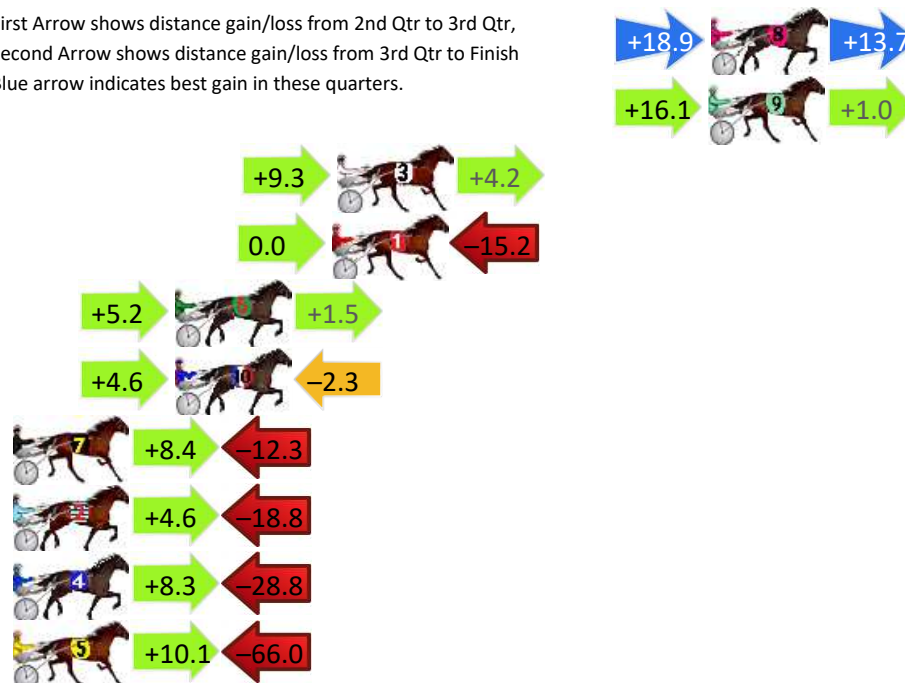
Gross Time: 2:05.00 MileRate: 1:57.00 LeadTime: 7.70s First Qtr: 29.50s Second Qtr: 29.10s Third Qtr: 29.20s Fourth Qtr: 29.50s

DATA TABLE: 800 / 400 Posi's are position from leader and (how wide the horse was at that position)

No	Horse	Plc	Mar	800 Posi	400 Posi	Time	3rd Qtr	4th Qt
8	Gottadobetter	1	0.0m	32.6m (1)	13.7m (2)	2:05.00	27.84s	28.50s
9	Startin To Gogh	2	0.1m	17.2m (2)	1.1m (1)	2:05.01	28.04s	29.43s
3	Mister Jones	3	15.0m	28.5m (1)	19.2m (2)	2:06.16	28.54s	29.26s
1	All Night Long	4	15.2m	0.0m (0)	0.0m (0)	2:06.18	29.20s	30.68s
6	Ima Sweet Torque	5	21.5m	28.2m (0)	23.0m (1)	2:06.66	28.84s	29.48s
10	Michael Caine	6	21.5m	23.8m (0)	19.2m (0)	2:06.66	28.88s	29.76s
7	The County Sheriff	7	28.8m	24.9m (1)	16.5m (1)	2:07.23	28.60s	30.53s
2	Tiger Lola	8	33.6m	19.4m (0)	14.8m (0)	2:07.60	28.88s	31.02s
4	McArdom	9	35.4m	14.9m (0)	6.6m (1)	2:07.74	28.60s	31.76s
5	Eyeknow	10	76.4m	20.5m (1)	10.4m (1)	2:10.91	28.48s	34.65s

Finish Position and metres gained

First Arrow shows distance gain/loss from 2nd Qtr to 3rd Qtr, Second Arrow shows distance gain/loss from 3rd Qtr to Finish Blue arrow indicates best gain in these quarters.



Penrith Race 3 Distance 1720m

Thursday, 26 June 2025

Gross Time: 2:03.80

MileRate: 1:55.90

LeadTime: 7.50s

First Qtr: 29.60s

Second Qtr: 30.20s

Third Qtr: 28.30s


Fourth Qtr: 28.20s

DATA TABLE: 800 / 400 Posi's are position from leader and (how wide the horse was at that position)

NoHorse	Plc	Mar	800 Posi	400 Posi	Time	3rd Qtr	4th Qt
1 Nothingbutwaves	1	0.0m	0.0m (0)	0.0m (0)	2:03.80	28.30s	28.20s
7 Rio De Janeiro Blue	2	3.4m	4.6m (0)	5.1m (0)	2:04.05	28.34s	28.09s
3 Rocksie Rock	3	4.1m	7.4m (1)	6.8m (1)	2:04.10	28.26s	28.02s
4 Zen Master	4	4.1m	2.9m (1)	2.3m (1)	2:04.10	28.26s	28.34s
9 Desiderio	5	23.5m	9.1m (0)	12.5m (0)	2:05.54	28.54s	29.06s
2 Ideal Redemption	6	23.9m	11.9m (1)	15.4m (1)	2:05.57	28.54s	28.89s
8 Agiftfromtheangels	7	25.9m	16.5m (1)	19.9m (2)	2:05.72	28.54s	28.72s
5 Whereishe	8	26.1m	21.0m (1)	24.5m (1)	2:05.73	28.54s	28.41s
10 Grey Cadillac	9	27.8m	14.2m (0)	19.4m (0)	2:05.86	28.66s	28.90s
6 Rocknroll Gig	10	28.2m	25.6m (1)	25.6m (0)	2:05.89	28.30s	28.49s


Finish Position and metres gained

First Arrow shows distance gain/loss from 2nd Qtr to 3rd Qtr,
Second Arrow shows distance gain/loss from 3rd Qtr to Finish
Blue arrow indicates best gain in these quarters.



800

Visual positions in race at 2nd Quarter



400

Visual positions in race at 3rd Quarter



Powered by



Harness Analyser

Sectional Analysis Software

Not just form | Free Trial

www.facebook.com/PJHarnessRacing



RISE Digital, Harness Racing Australia nor the provider accepts any responsibility for the completeness or accuracy of any of the information contained herein, and makes no representations about its suitability for any particular purpose. Users should make their own judgements about those matters and/or seek independent advice. You assume all risks associated with use of data provided on this page

Penrith Race 4 Distance 2125m

Thursday, 26 June 2025

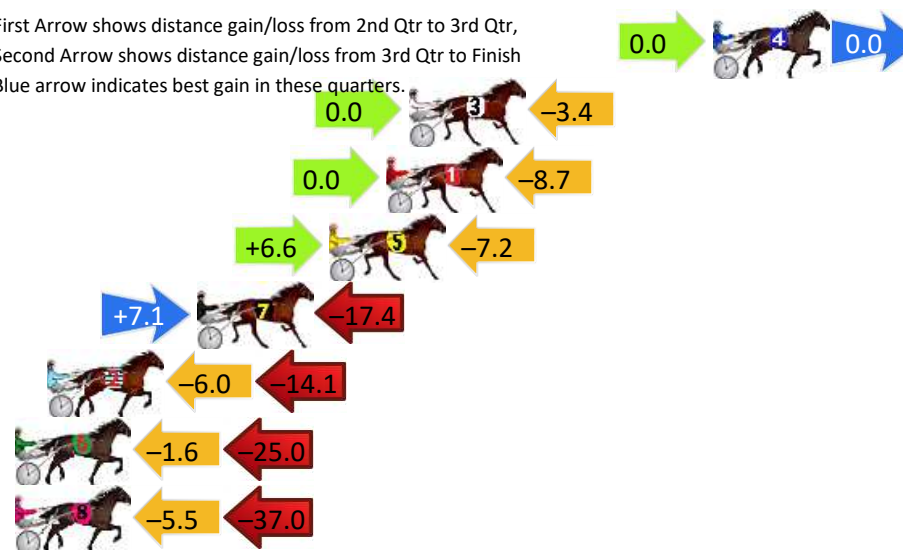
Gross Time: 2:35.90 MileRate: 1:58.00 LeadTime: 37.70s First Qtr: 29.50s Second Qtr: 29.90s Third Qtr: 29.40s Fourth Qtr: 29.40s

DATA TABLE: 800 / 400 Posi's are position from leader and (how wide the horse was at that position)

No	Horse	Plc	Mar	800 Posi	400 Posi	Time	3rd Qtr	4th Qt
4	Lasting Memory	1	0.0m	0.0m (0)	0.0m (0)	2:35.90	29.40s	29.40s
3	Tiger Eupheme	2	12.2m	8.8m (0)	8.8m (0)	2:36.84	29.40s	29.70s
1	Watch Africandance	3	13.1m	4.4m (0)	4.4m (0)	2:36.91	29.40s	30.09s
5	Blisses Best	4	15.4m	14.8m (2)	8.2m (2)	2:37.09	28.92s	29.99s
7	Dougs Tribe	5	20.7m	10.4m (2)	3.3m (1)	2:37.50	28.88s	30.76s
2	Dynamites Best	6	26.7m	6.6m (1)	12.6m (1)	2:37.96	29.84s	30.54s
6	Freedom Art	7	39.2m	12.6m (1)	14.2m (2)	2:38.92	29.52s	31.38s
8	Kingston Rainbow	8	44.7m	2.2m (1)	7.7m (1)	2:39.35	29.80s	32.29s

Finish Position and metres gained

First Arrow shows distance gain/loss from 2nd Qtr to 3rd Qtr,
Second Arrow shows distance gain/loss from 3rd Qtr to Finish
Blue arrow indicates best gain in these quarters.



800

Visual positions in race at 2nd Quarter



400

Visual positions in race at 3rd Quarter



Powered by



Harness Analyser

Sectional Analysis Software

Not just form | Free Trial

www.facebook.com/PJHarnessRacing



RISE Digital, Harness Racing Australia nor the provider accepts any responsibility for the completeness or accuracy of any of the information contained herein, and makes no representations about its suitability for any particular purpose. Users should make their own judgements about those matters and/or seek independent advice. You assume all risks associated with use of data provided on this page

Penrith Race 5 Distance 1720m

Thursday, 26 June 2025


Gross Time: 2:04.30 MileRate: 1:56.30 LeadTime: 7.40s First Qtr: 29.80s Second Qtr: 29.80s Third Qtr: 28.60s Fourth Qtr: 28.70s

DATA TABLE: 800 / 400 Posi's are position from leader and (how wide the horse was at that position)

NoHorse	Plc	Mar	800 Posi	400 Posi	Time	3rd Qtr	4th Qt
4 Til Heavens Rockn	1	0.0m	9.3m (1)	4.5m (2)	2:04.30	28.26s	28.38s
2 Lord Memnock	2	3.0m	5.1m (0)	5.1m (1)	2:04.53	28.60s	28.57s
1 Ourtreacherous Reign	3	3.4m	9.6m (0)	8.7m (0)	2:04.56	28.54s	28.34s
3 Prince Of Peace	4	4.2m	0.0m (0)	0.0m (0)	2:04.62	28.60s	29.02s
7 Dontletfearstopya	5	11.9m	13.8m (0)	12.9m (0)	2:05.20	28.54s	28.68s
6 Lochiel	6	13.4m	17.5m (0)	16.9m (1)	2:05.31	28.56s	28.51s
9 Rock Supreme	7	16.0m	17.5m (1)	12.4m (3)	2:05.51	28.24s	29.03s
10 Kates Virtue	8	22.4m	21.4m (1)	17.4m (2)	2:05.99	28.32s	29.15s
8 Cover Girl	9	23.6m	13.5m (1)	12.4m (2)	2:06.08	28.52s	29.60s
5 Boyzhavtime	10	25.6m	4.5m (1)	10.1m (1)	2:06.23	29.00s	29.91s

Finish Position and metres gained

First Arrow shows distance gain/loss from 2nd Qtr to 3rd Qtr, Second Arrow shows distance gain/loss from 3rd Qtr to Finish Blue arrow indicates best gain in these quarters.



800

Visual positions in race at 2nd Quarter



400

Visual positions in race at 3rd Quarter

Penrith Race 6 Distance 1720m

Thursday, 26 June 2025

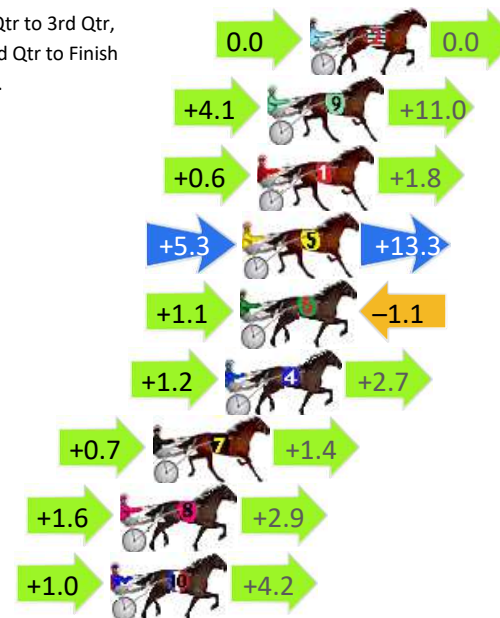
Gross Time: 2:05.80 MileRate: 1:57.70 LeadTime: 7.40s First Qtr: 30.00s Second Qtr: 30.10s Third Qtr: 28.70s Fourth Qtr: 29.60s

DATA TABLE: 800 / 400 Posi's are position from leader and (how wide the horse was at that position)

No	Horse	Plc	Mar	800 Posi	400 Posi	Time	3rd Qtr	4th Qt
2	Racing Writer	1	0.0m	0.0m (0)	0.0m (0)	2:05.80	28.70s	29.60s
9	Okay Gringo	2	1.7m	16.8m (1)	12.7m (2)	2:05.93	28.42s	28.81s
1	Take The Deal	3	2.1m	4.5m (0)	3.9m (0)	2:05.96	28.66s	29.48s
5	Ripstone Snorter	4	2.7m	21.3m (1)	16.0m (1)	2:06.01	28.34s	28.65s
6	American Werewolf	5	2.8m	2.8m (1)	1.7m (1)	2:06.02	28.62s	29.70s
4	Rays Redemption	6	3.4m	7.3m (1)	6.1m (1)	2:06.06	28.62s	29.42s
7	Prince Louie	7	6.3m	8.4m (0)	7.7m (0)	2:06.29	28.66s	29.53s
8	Choochoo Train	8	7.6m	12.1m (1)	10.5m (1)	2:06.39	28.60s	29.43s
10	Notsokool	9	8.0m	13.2m (0)	12.2m (0)	2:06.42	28.64s	29.34s

Finish Position and metres gained

First Arrow shows distance gain/loss from 2nd Qtr to 3rd Qtr,
Second Arrow shows distance gain/loss from 3rd Qtr to Finish
Blue arrow indicates best gain in these quarters.



800

Visual positions in race at 2nd Quarter



400

Visual positions in race at 3rd Quarter

Penrith Race 7 Distance 2125m

Thursday, 26 June 2025

Gross Time: 2:38.00

MileRate: 1:59.60

LeadTime: 38.80s

First Qtr: 31.20s

Second Qtr: 29.70s

Third Qtr: 29.50s

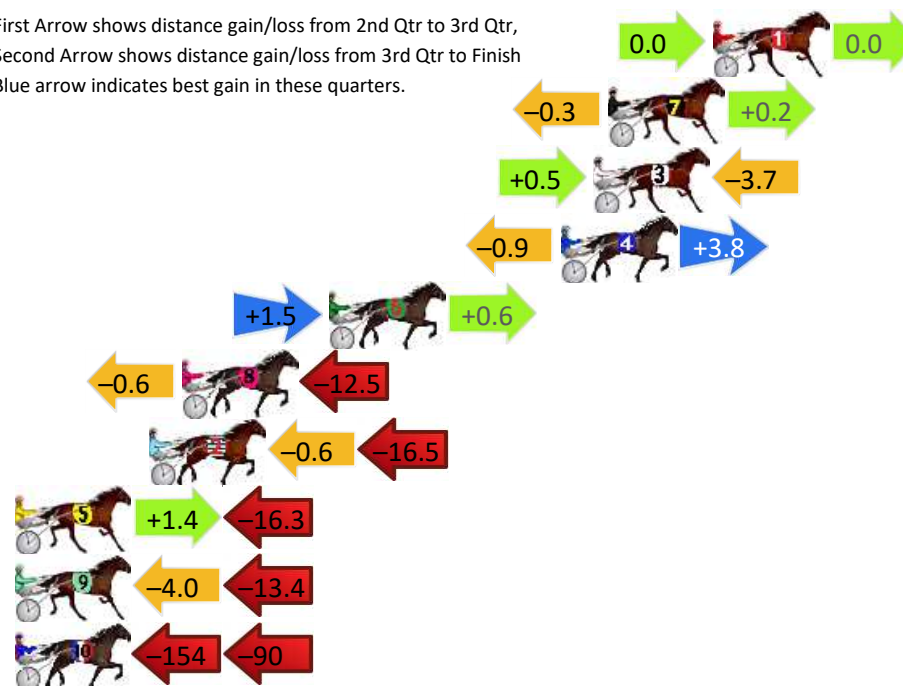
Fourth Qtr: 28.80s

DATA TABLE: 800 / 400 Posi's are position from leader and (how wide the horse was at that position)

No	Horse	Plc	Mar	800 Posi	400 Posi	Time	3rd Qtr	4th Qt
1	Violet Hanover	1	0.0m	0.0m (0)	0.0m (0)	2:38.00	29.50s	28.80s
7	Miss Ravishing	2	4.2m	4.1m (0)	4.4m (0)	2:38.32	29.52s	28.80s
3	A Vapar Storm	3	4.8m	1.6m (1)	1.1m (1)	2:38.36	29.46s	29.08s
4	Delightfully Sweet	4	6.1m	9.0m (1)	9.9m (1)	2:38.46	29.56s	28.54s
6	Lani Kai Beach	5	15.4m	17.5m (1)	16.0m (1)	2:39.16	29.38s	28.80s
8	Jacqueline Rose	6	21.3m	8.2m (0)	8.8m (0)	2:39.61	29.54s	29.77s
2	Decipher	7	22.6m	5.5m (1)	6.1m (1)	2:39.71	29.54s	30.07s
5	Woodlea Beaver	8	28.5m	13.6m (1)	12.2m (2)	2:40.15	29.38s	30.07s
9	Little Cessna	9	30.5m	13.1m (0)	17.1m (0)	2:40.31	29.78s	29.87s
10	Charlies Ace	10	261.0m	18.0m (2)	171.7m (2)	2:57.73	40.62s	36.09s

Finish Position and metres gained

First Arrow shows distance gain/loss from 2nd Qtr to 3rd Qtr,
Second Arrow shows distance gain/loss from 3rd Qtr to Finish
Blue arrow indicates best gain in these quarters.



Visual positions in race at 2nd Quarter



Visual positions in race at 3rd Quarter



Powered by



Harness Analyser

Sectional Analysis Software

Not just form | Free Trial

www.facebook.com/PJHarnessRacing



RISE Digital, Harness Racing Australia nor the provider accepts any responsibility for the completeness or accuracy of any of the information contained herein, and makes no representations about its suitability for any particular purpose. Users should make their own judgements about those matters and/or seek independent advice. You assume all risks associated with use of data provided on this page

Penrith Race 8 Distance 1720m

Thursday, 26 June 2025

Gross Time: 2:09.20

MileRate: 2:00.90

LeadTime: 7.90s

First Qtr: 29.40s

Second Qtr: 29.80s

Third Qtr: 30.60s


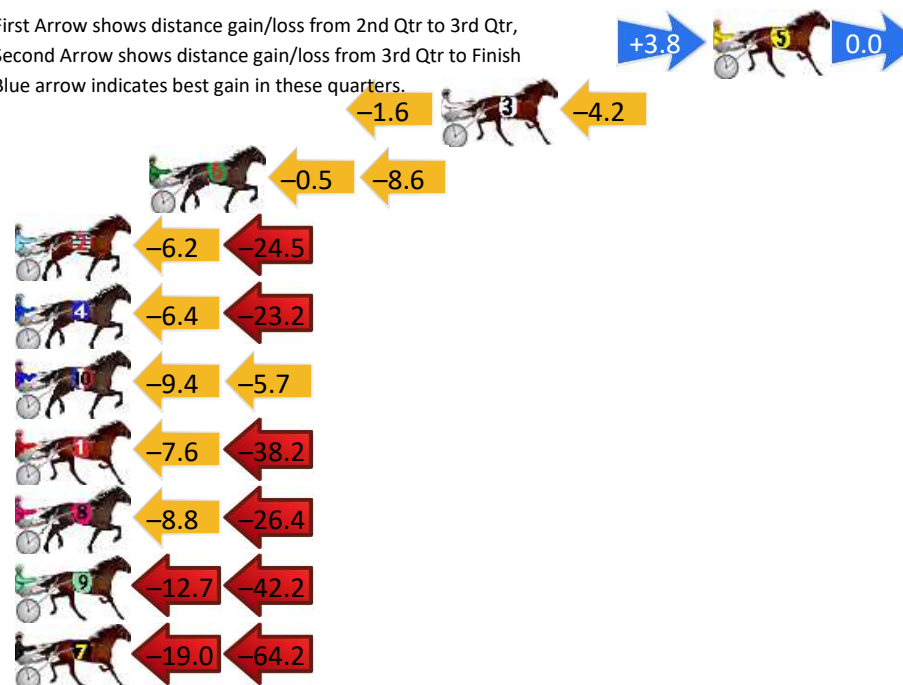
Fourth Qtr: 31.50s

DATA TABLE: 800 / 400 Posi's are position from leader and (how wide the horse was at that position)

No	Horse	Plc	Mar	800 Posi	400 Posi	Time	3rd Qtr	4th Qt
5	Last Clansman	1	0.0m	3.8m (1)	0.0m (0)	2:09.20	30.32s	31.50s
3	Rioterra	2	10.9m	5.1m (0)	6.7m (1)	2:10.10	30.74s	31.88s
6	Itz Trixton Time	3	22.6m	13.5m (1)	14.0m (2)	2:11.06	30.68s	32.28s
2	Onawingandaprayer	4	30.7m	0.0m (0)	6.2m (0)	2:11.73	31.08s	33.55s
4	Down Under Earl	5	38.2m	8.6m (1)	15.0m (1)	2:12.34	31.12s	33.48s
10	Majorette	6	39.4m	24.3m (1)	33.7m (0)	2:12.44	31.40s	32.14s
1	Phoebe Majestic	7	55.3m	9.5m (0)	17.1m (0)	2:13.75	31.22s	34.73s
8	Majestic Funds	8	76.2m	41.0m (0)	49.8m (0)	2:15.47	31.40s	33.93s
9	Maria Theresa	9	125.6m	70.7m (0)	83.4m (0)	2:19.54	31.80s	35.40s
7	Military Merit	10	191.7m	108.5m (0)	127.5m (0)	2:24.98	32.40s	37.44s

Finish Position and metres gained

First Arrow shows distance gain/loss from 2nd Qtr to 3rd Qtr,
Second Arrow shows distance gain/loss from 3rd Qtr to Finish
Blue arrow indicates best gain in these quarters.



Penrith Race 9 Distance 1720m

Thursday, 26 June 2025

Gross Time: 2:06.60 MileRate: 1:58.50 LeadTime: 7.90s First Qtr: 28.80s Second Qtr: 31.20s Third Qtr: 29.70s Fourth Qtr: 29.00s

DATA TABLE: 800 / 400 Posi's are position from leader and (how wide the horse was at that position)

No	Horse	Plc	Mar	800 Posi	400 Posi	Time	3rd Qtr	4th Qt
9	Rock With The Best	1	0.0m	14.6m (1)	9.3m (2)	2:06.60	29.30s	28.32s
10	Laser Stride	2	1.9m	23.3m (2)	3.8m (3)	2:06.74	28.26s	28.86s
8	Cantplza Malteeza	3	6.6m	10.8m (1)	0.0m (3)	2:07.10	28.90s	29.50s
2	Stay Lucky	4	10.6m	4.3m (0)	7.1m (1)	2:07.41	29.90s	29.29s
5	Go Tess Go	5	21.4m	6.8m (1)	3.3m (2)	2:08.23	29.44s	30.39s
7	Addocar	6	26.5m	8.7m (0)	18.6m (1)	2:08.62	30.42s	29.66s
4	Ideal Witch	7	34.3m	19.5m (1)	12.6m (3)	2:09.21	29.18s	30.69s
3	Miss Aloha	8	35.8m	2.7m (1)	1.7m (1)	2:09.32	29.62s	31.60s
1	Real Needy	9	57.2m	0.0m (0)	6.3m (0)	2:10.95	30.16s	32.89s
6	Adiradiva	10	74.0m	62.9m (0)	49.6m (0)	2:12.23	28.68s	31.01s

Finish Position and metres gained

First Arrow shows distance gain/loss from 2nd Qtr to 3rd Qtr,
Second Arrow shows distance gain/loss from 3rd Qtr to Finish
Blue arrow indicates best gain in these quarters.

