

# Tamworth Race 1 Distance 1980m

Thursday, 26 June 2025

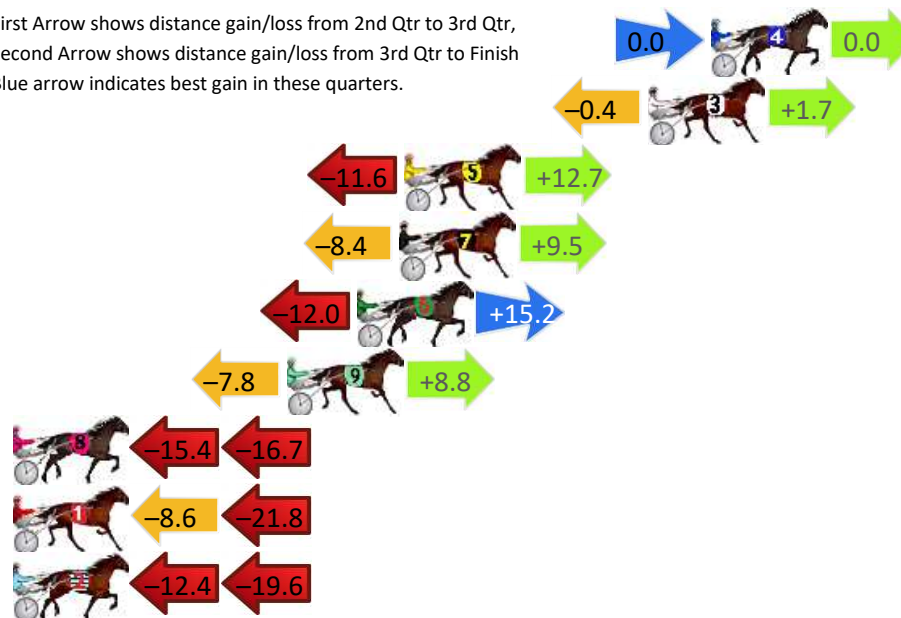
Gross Time: 2:28.50 MileRate: 2:00.70 LeadTime: 26.40s First Qtr: 31.60s Second Qtr: 29.50s Third Qtr: 29.80s Fourth Qtr: 31.20s

DATA TABLE: 800 / 400 Posi's are position from leader and (how wide the horse was at that position)

| NoHorse              | Plc | Mar   | 800 Posi  | 400 Posi  | Time    | 3rd Qtr | 4th Qt |
|----------------------|-----|-------|-----------|-----------|---------|---------|--------|
| 4 Oak Ridge          | 1   | 0.0m  | 0.0m (0)  | 0.0m (0)  | 2:28.50 | 29.80s  | 31.20s |
| 3 Macedes            | 2   | 2.5m  | 3.8m (0)  | 4.2m (0)  | 2:28.70 | 29.83s  | 31.07s |
| 5 My Ultimate Hugo   | 3   | 12.3m | 13.4m (1) | 25.0m (3) | 2:29.50 | 30.70s  | 30.21s |
| 7 Bling The Kash     | 4   | 12.5m | 13.6m (0) | 22.0m (0) | 2:29.52 | 30.45s  | 30.46s |
| 6 Bettathanmozarella | 5   | 14.2m | 17.4m (1) | 29.4m (2) | 2:29.66 | 30.74s  | 30.02s |
| 9 Carolsdiamond      | 6   | 17.0m | 18.0m (0) | 25.8m (0) | 2:29.89 | 30.41s  | 30.52s |
| 8 Dolly Miss Molly   | 7   | 37.7m | 5.6m (1)  | 21.0m (1) | 2:31.57 | 30.94s  | 32.50s |
| 1 What Again Shannon | 8   | 40.0m | 9.6m (0)  | 18.2m (0) | 2:31.76 | 30.41s  | 32.89s |
| 2 Altiano            | 9   | 41.4m | 9.4m (1)  | 21.8m (2) | 2:31.88 | 30.71s  | 32.72s |

## Finish Position and metres gained

First Arrow shows distance gain/loss from 2nd Qtr to 3rd Qtr, Second Arrow shows distance gain/loss from 3rd Qtr to Finish Blue arrow indicates best gain in these quarters.



800

Visual positions in race at 2nd Quarter



400

Visual positions in race at 3rd Quarter



Powered by



Harness Analyser

Sectional Analysis Software

Not just form | Free Trial

[www.facebook.com/PJHarnessRacing](http://www.facebook.com/PJHarnessRacing)



RISE Digital, Harness Racing Australia nor the provider accepts any responsibility for the completeness or accuracy of any of the information contained herein, and makes no representations about its suitability for any particular purpose. Users should make their own judgements about those matters and/or seek independent advice. You assume all risks associated with use of data provided on this page

# Tamworth Race 2 Distance 1980m

Thursday, 26 June 2025

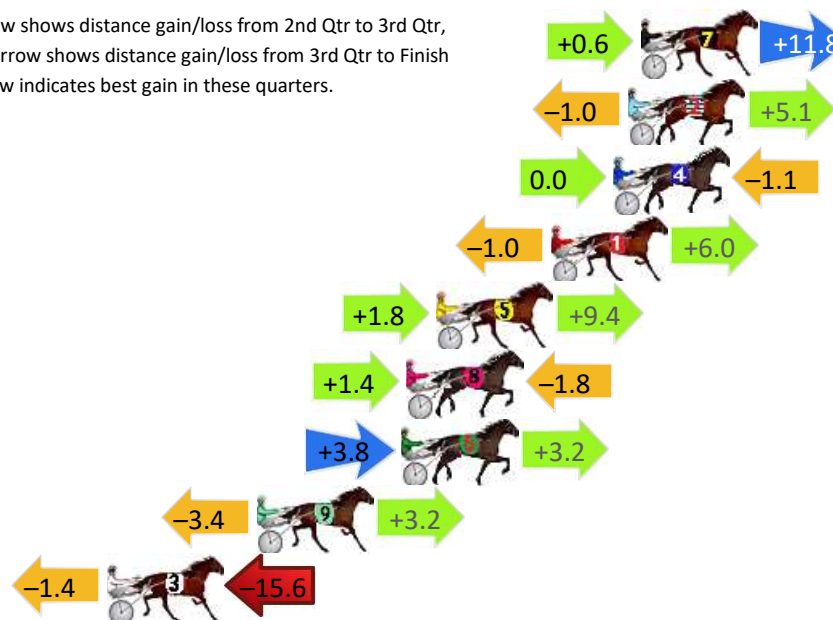
Gross Time: 2:27.80 MileRate: 2:00.20 LeadTime: 27.50s First Qtr: 29.40s Second Qtr: 29.40s Third Qtr: 29.60s Fourth Qtr: 31.90s

DATA TABLE: 800 / 400 Posi's are position from leader and (how wide the horse was at that position)

| No | Horse           | Plc | Mar   | 800 Posi  | 400 Posi  | Time    | 3rd Qtr | 4th Qt |
|----|-----------------|-----|-------|-----------|-----------|---------|---------|--------|
| 7  | Frozen Jewel    | 1   | 0.0m  | 12.4m (0) | 11.8m (2) | 2:27.80 | 29.59s  | 30.96s |
| 2  | Thomas Royal    | 2   | 0.5m  | 4.6m (0)  | 5.6m (0)  | 2:27.84 | 29.69s  | 31.50s |
| 4  | Antetokounmpo   | 3   | 1.1m  | 0.0m (0)  | 0.0m (0)  | 2:27.89 | 29.60s  | 31.99s |
| 1  | Bring Your Best | 4   | 3.6m  | 8.6m (0)  | 9.6m (0)  | 2:28.10 | 29.69s  | 31.42s |
| 5  | Double Lines    | 5   | 8.2m  | 19.4m (1) | 17.6m (2) | 2:28.48 | 29.49s  | 31.15s |
| 8  | Fleur Bella     | 6   | 9.4m  | 9.0m (1)  | 7.6m (2)  | 2:28.58 | 29.49s  | 32.04s |
| 6  | Iamnopet        | 7   | 9.6m  | 16.6m (0) | 12.8m (1) | 2:28.60 | 29.32s  | 31.65s |
| 9  | Frontliner      | 8   | 15.4m | 15.2m (1) | 18.6m (0) | 2:29.08 | 29.87s  | 31.65s |
| 3  | Katastrophee    | 9   | 21.4m | 4.4m (1)  | 5.8m (1)  | 2:29.58 | 29.66s  | 33.14s |

## Finish Position and metres gained

First Arrow shows distance gain/loss from 2nd Qtr to 3rd Qtr,  
Second Arrow shows distance gain/loss from 3rd Qtr to Finish  
Blue arrow indicates best gain in these quarters.



Visual positions in race at 2nd Quarter



Visual positions in race at 3rd Quarter

# Tamworth Race 3 Distance 1609m

Thursday, 26 June 2025


Gross Time: 1:59.30 MileRate: 1:59.30 LeadTime: 0.00s First Qtr: 28.50s Second Qtr: 29.10s Third Qtr: 30.20s Fourth Qtr: 31.60s

DATA TABLE: 800 / 400 Posi's are position from leader and (how wide the horse was at that position)

| NoHorse              | Plc | Mar   | 800 Posi  | 400 Posi  | Time    | 3rd Qtr | 4th Qt |
|----------------------|-----|-------|-----------|-----------|---------|---------|--------|
| 8 Whens Lunch        | 1   | 0.0m  | 10.4m (1) | 8.2m (1)  | 1:59.30 | 30.05s  | 30.96s |
| 3 Syncopated Shuffle | 2   | 0.1m  | 6.0m (1)  | 4.2m (1)  | 1:59.31 | 30.07s  | 31.28s |
| 4 Feisty Tiger       | 3   | 5.3m  | 15.2m (1) | 12.2m (1) | 1:59.74 | 29.98s  | 31.06s |
| 5 See The Dream      | 4   | 10.1m | 1.4m (1)  | 0.0m (1)  | 2:00.13 | 30.07s  | 32.39s |
| 7 Our Lucille        | 5   | 11.3m | 9.8m (0)  | 9.6m (0)  | 2:00.23 | 30.18s  | 31.73s |
| 1 Heavenly Turbo     | 6   | 12.3m | 4.8m (0)  | 5.6m (0)  | 2:00.32 | 30.25s  | 32.13s |
| 6 Riley Rocket       | 7   | 15.6m | 19.6m (0) | 13.8m (0) | 2:00.59 | 29.75s  | 31.74s |
| 2 Celebrity Princess | 8   | 43.1m | 0.0m (0)  | 1.0m (0)  | 2:02.86 | 30.20s  | 34.91s |

## Finish Position and metres gained

First Arrow shows distance gain/loss from 2nd Qtr to 3rd Qtr,  
Second Arrow shows distance gain/loss from 3rd Qtr to Finish  
Blue arrow indicates best gain in these quarters.



800

Visual positions in race at 2nd Quarter



400

Visual positions in race at 3rd Quarter



Powered by



Harness Analyser

Sectional Analysis Software

Not just form | Free Trial

[www.facebook.com/PJHarnessRacing](http://www.facebook.com/PJHarnessRacing)



RISE Digital, Harness Racing Australia nor the provider accepts any responsibility for the completeness or accuracy of any of the information contained herein, and makes no representations about its suitability for any particular purpose. Users should make their own judgements about those matters and/or seek independent advice. You assume all risks associated with use of data provided on this page

# Tamworth Race 4 Distance 1980m

Thursday, 26 June 2025

Gross Time: 2:29.10

MileRate: 2:01.10

LeadTime: 28.70s

First Qtr: 31.80s

Second Qtr: 31.40s

Third Qtr: 27.60s


Fourth Qtr: 29.60s

DATA TABLE: 800 / 400 Posi's are position from leader and (how wide the horse was at that position)


| NoHorse             | Plc | Mar   | 800 Posi  | 400 Posi  | Time    | 3rd Qtr | 4th Qt |
|---------------------|-----|-------|-----------|-----------|---------|---------|--------|
| 2 Onetangi Girl     | 1   | 0.0m  | 0.0m (0)  | 0.0m (0)  | 2:29.10 | 27.60s  | 29.60s |
| 1 Reasonably Sweet  | 2   | 14.7m | 5.4m (0)  | 12.6m (0) | 2:30.24 | 28.11s  | 29.75s |
| 3 Ee Jay Why        | 3   | 15.7m | 14.8m (2) | 20.2m (3) | 2:30.32 | 28.00s  | 29.27s |
| 9 San Saba          | 4   | 17.3m | 2.6m (1)  | 12.8m (1) | 2:30.44 | 28.31s  | 29.93s |
| 4 Captain Groove    | 5   | 19.1m | 5.4m (2)  | 16.0m (2) | 2:30.58 | 28.35s  | 29.83s |
| 5 Rocknroll Clarry  | 6   | 19.7m | 11.0m (1) | 23.4m (2) | 2:30.63 | 28.49s  | 29.33s |
| 7 Double Mach       | 7   | 29.1m | 10.6m (0) | 23.6m (0) | 2:31.36 | 28.51s  | 30.00s |
| 8 Benjimagee        | 8   | 29.6m | 20.4m (1) | 28.2m (2) | 2:31.40 | 28.15s  | 29.70s |
| 6 Mystical Sunshine | 9   | 38.9m | 7.2m (1)  | 24.0m (1) | 2:32.12 | 28.76s  | 30.70s |

## Finish Position and metres gained

First Arrow shows distance gain/loss from 2nd Qtr to 3rd Qtr,  
Second Arrow shows distance gain/loss from 3rd Qtr to Finish  
Blue arrow indicates best gain in these quarters.



Visual positions in race at 2nd Quarter



Visual positions in race at 3rd Quarter



Powered by



Harness Analyser

Sectional Analysis Software

Not just form | Free Trial

[www.facebook.com/PJHarnessRacing](http://www.facebook.com/PJHarnessRacing)



RISE Digital, Harness Racing Australia nor the provider accepts any responsibility for the completeness or accuracy of any of the information contained herein, and makes no representations about its suitability for any particular purpose. Users should make their own judgements about those matters and/or seek independent advice. You assume all risks associated with use of data provided on this page



# Tamworth Race 5 Distance 1980m

Thursday, 26 June 2025

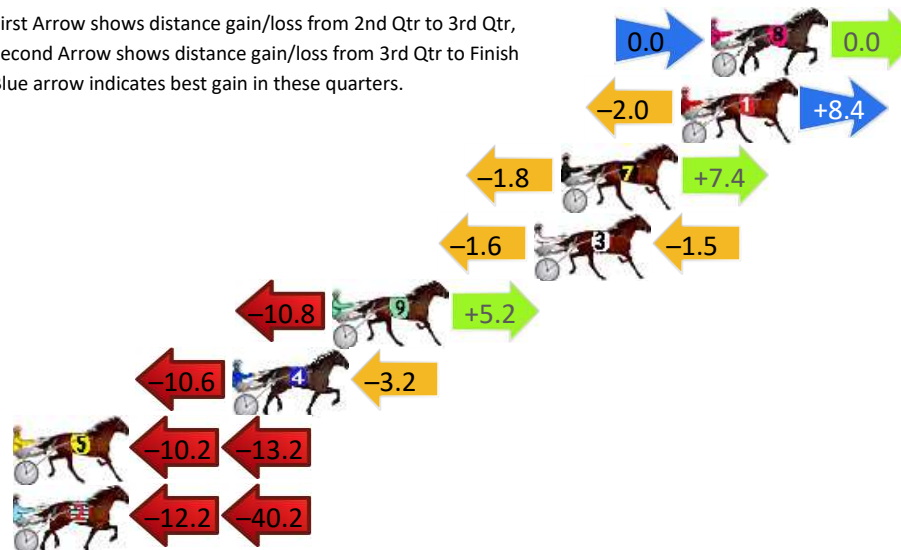
Gross Time: 2:27.00 MileRate: 1:59.50 LeadTime: 27.60s First Qtr: 28.80s Second Qtr: 30.60s Third Qtr: 29.30s Fourth Qtr: 30.70s

DATA TABLE: 800 / 400 Posi's are position from leader and (how wide the horse was at that position)

| No | Horse              | Plc | Mar   | 800 Posi  | 400 Posi  | Time    | 3rd Qtr | 4th Qt |
|----|--------------------|-----|-------|-----------|-----------|---------|---------|--------|
| 8  | Elouisa Dale       | 1   | 0.0m  | 0.0m (0)  | 0.0m (0)  | 2:27.00 | 29.30s  | 30.70s |
| 1  | Eiffel From Heaven | 2   | 1.2m  | 7.6m (0)  | 9.6m (0)  | 2:27.10 | 29.46s  | 30.06s |
| 7  | Rocket Boy         | 3   | 6.0m  | 11.6m (0) | 13.4m (0) | 2:27.48 | 29.45s  | 30.14s |
| 3  | Dougs Rules        | 4   | 7.1m  | 4.0m (0)  | 5.6m (1)  | 2:27.57 | 29.42s  | 30.81s |
| 9  | Reds Good To Go    | 5   | 15.2m | 9.6m (1)  | 20.4m (2) | 2:28.22 | 30.11s  | 30.30s |
| 4  | Just Tommy         | 6   | 19.2m | 5.4m (1)  | 16.0m (1) | 2:28.54 | 30.08s  | 30.94s |
| 5  | Lady Pebbles       | 7   | 37.0m | 13.6m (1) | 23.8m (1) | 2:29.97 | 30.04s  | 31.71s |
| 2  | Country Major      | 8   | 67.8m | 15.4m (0) | 27.6m (0) | 2:32.45 | 30.14s  | 33.77s |

## Finish Position and metres gained

First Arrow shows distance gain/loss from 2nd Qtr to 3rd Qtr,  
Second Arrow shows distance gain/loss from 3rd Qtr to Finish  
Blue arrow indicates best gain in these quarters.



800

Visual positions in race at 2nd Quarter



400

Visual positions in race at 3rd Quarter



Powered by



Harness Analyser

Sectional Analysis Software

Not just form | Free Trial

[www.facebook.com/PJHarnessRacing](http://www.facebook.com/PJHarnessRacing)



RISE Digital, Harness Racing Australia nor the provider accepts any responsibility for the completeness or accuracy of any of the information contained herein, and makes no representations about its suitability for any particular purpose. Users should make their own judgements about those matters and/or seek independent advice. You assume all risks associated with use of data provided on this page

# Tamworth Race 6 Distance 1980m

Thursday, 26 June 2025

Gross Time: 2:30.30

MileRate: 2:02.10

LeadTime: 26.90s

First Qtr: 32.00s

Second Qtr: 31.80s

Third Qtr: 30.10s


Fourth Qtr: 29.50s

DATA TABLE: 800 / 400 Posi's are position from leader and (how wide the horse was at that position)

| No | Horse         | Plc | Mar   | 800 Posi  | 400 Posi | Time    | 3rd Qtr | 4th Qt |
|----|---------------|-----|-------|-----------|----------|---------|---------|--------|
| 7  | Mini Mine Yet | 1   | 0.0m  | 4.0m (0)  | 4.0m (0) | 2:30.30 | 30.10s  | 29.21s |
| 9  | Rolamax       | 2   | 0.4m  | 10.8m (1) | 3.2m (2) | 2:30.33 | 29.53s  | 29.29s |
| 1  | Gotonebetter  | 3   | 0.7m  | 0.0m (0)  | 0.0m (0) | 2:30.35 | 30.10s  | 29.55s |
| 4  | Be Good Benny | 4   | 1.6m  | 14.8m (1) | 7.4m (2) | 2:30.42 | 29.55s  | 29.07s |
| 3  | Jacks Up      | 5   | 3.9m  | 2.8m (1)  | 0.0m (1) | 2:30.60 | 29.90s  | 29.79s |
| 2  | Uncle Gregory | 6   | 5.0m  | 6.8m (1)  | 4.4m (1) | 2:30.69 | 29.92s  | 29.54s |
| 8  | Classic Arc   | 7   | 5.1m  | 7.8m (0)  | 8.2m (0) | 2:30.69 | 30.13s  | 29.27s |
| 6  | Safe Jewels   | 8   | 10.9m | 11.8m (0) | 9.8m (1) | 2:31.14 | 29.95s  | 29.58s |

## Finish Position and metres gained

First Arrow shows distance gain/loss from 2nd Qtr to 3rd Qtr,  
Second Arrow shows distance gain/loss from 3rd Qtr to Finish  
Blue arrow indicates best gain in these quarters.



8  
0  
0

Visual positions in race at 2nd Quarter



4  
0  
0

Visual positions in race at 3rd Quarter



Powered by



Harness Analyser

Sectional Analysis Software

Not just form | Free Trial

[www.facebook.com/PJHarnessRacing](http://www.facebook.com/PJHarnessRacing)



RISE Digital, Harness Racing Australia nor the provider accepts any responsibility for the completeness or accuracy of any of the information contained herein, and makes no representations about its suitability for any particular purpose. Users should make their own judgements about those matters and/or seek independent advice. You assume all risks associated with use of data provided on this page

# Tamworth Race 7 Distance 1609m

Thursday, 26 June 2025



Gross Time: 1:57.00 MileRate: 1:57.00 LeadTime: 0.00s First Qtr: 28.10s Second Qtr: 29.10s Third Qtr: 28.80s Fourth Qtr: 31.10s

DATA TABLE: 800 / 400 Posi's are position from leader and (how wide the horse was at that position)

| No | Horse              | Plc | Mar   | 800 Posi  | 400 Posi  | Time    | 3rd Qtr | 4th Qt |
|----|--------------------|-----|-------|-----------|-----------|---------|---------|--------|
| 5  | Ultimate Cruza     | 1   | 0.0m  | 0.0m (0)  | 0.0m (0)  | 1:57.00 | 28.80s  | 31.10s |
| 10 | Longwindingroad    | 2   | 1.8m  | 21.6m (0) | 22.4m (0) | 1:57.15 | 28.92s  | 29.51s |
| 3  | Avenger            | 3   | 2.2m  | 4.0m (1)  | 3.0m (1)  | 1:57.18 | 28.73s  | 31.04s |
| 7  | Lucky Beach Boy    | 4   | 6.3m  | 16.6m (0) | 13.6m (2) | 1:57.51 | 28.60s  | 30.54s |
| 2  | Joe By The Seaside | 5   | 7.3m  | 8.4m (0)  | 15.0m (0) | 1:57.59 | 29.31s  | 30.50s |
| 1  | Terror Flying      | 6   | 7.9m  | 12.4m (0) | 18.0m (1) | 1:57.64 | 29.25s  | 30.32s |
| 6  | Tabra              | 7   | 9.5m  | 8.2m (1)  | 11.0m (1) | 1:57.77 | 29.01s  | 30.98s |
| 8  | Rainbow Jet        | 8   | 16.2m | 21.0m (1) | 22.6m (1) | 1:58.32 | 28.94s  | 30.61s |
| 9  | Magic Matteo       | 9   | 21.5m | 24.2m (2) | 22.6m (2) | 1:58.75 | 28.68s  | 31.01s |
| 4  | Whiskey Royale     | 10  | 29.0m | 4.0m (0)  | 10.6m (0) | 1:59.36 | 29.24s  | 32.52s |

## Finish Position and metres gained

First Arrow shows distance gain/loss from 2nd Qtr to 3rd Qtr,  
Second Arrow shows distance gain/loss from 3rd Qtr to Finish  
Blue arrow indicates best gain in these quarters.



Visual positions in race at 2nd Quarter



Visual positions in race at 3rd Quarter

# Tamworth Race 8 Distance 1609m

Thursday, 26 June 2025


Gross Time: 2:01.00 MileRate: 2:01.00 LeadTime: 0.00s First Qtr: 30.10s Second Qtr: 33.50s Third Qtr: 28.40s Fourth Qtr: 29.00s

DATA TABLE: 800 / 400 Posi's are position from leader and (how wide the horse was at that position)

| NoHorse             | Plc | Mar   | 800 Posi  | 400 Posi  | Time    | 3rd Qtr | 4th Qt |
|---------------------|-----|-------|-----------|-----------|---------|---------|--------|
| 1 Amillion Promises | 1   | 0.0m  | 0.0m (0)  | 0.0m (0)  | 2:01.00 | 28.40s  | 29.00s |
| 7 Cheddar Valley    | 2   | 3.2m  | 4.0m (0)  | 4.0m (0)  | 2:01.24 | 28.40s  | 28.94s |
| 10 Ascot Showtime   | 3   | 3.2m  | 5.4m (1)  | 6.2m (1)  | 2:01.24 | 28.46s  | 28.78s |
| 3 Next To Me        | 4   | 3.6m  | 1.2m (1)  | 1.8m (1)  | 2:01.27 | 28.44s  | 29.13s |
| 9 Conor McGregor    | 5   | 5.9m  | 9.4m (1)  | 11.2m (1) | 2:01.45 | 28.53s  | 28.62s |
| 8 My Rock Moves     | 6   | 9.8m  | 8.0m (0)  | 8.4m (0)  | 2:01.75 | 28.43s  | 29.10s |
| 11 Otis Rising      | 7   | 10.3m | 13.4m (1) | 15.2m (2) | 2:01.78 | 28.53s  | 28.65s |
| 6 Bee Seventeen     | 8   | 13.9m | 12.0m (0) | 15.0m (0) | 2:02.06 | 28.61s  | 28.92s |
| 4 Limousine Cheeky  | 9   | 28.5m | 16.4m (0) | 24.6m (0) | 2:03.17 | 28.98s  | 29.28s |

## Finish Position and metres gained

First Arrow shows distance gain/loss from 2nd Qtr to 3rd Qtr,  
Second Arrow shows distance gain/loss from 3rd Qtr to Finish  
Blue arrow indicates best gain in these quarters.



800

Visual positions in race at 2nd Quarter



400

Visual positions in race at 3rd Quarter



Powered by



Harness Analyser

Sectional Analysis Software

Not just form | Free Trial

[www.facebook.com/PJHarnessRacing](http://www.facebook.com/PJHarnessRacing)



RISE Digital, Harness Racing Australia nor the provider accepts any responsibility for the completeness or accuracy of any of the information contained herein, and makes no representations about its suitability for any particular purpose. Users should make their own judgements about those matters and/or seek independent advice. You assume all risks associated with use of data provided on this page



# Tamworth Race 9 Distance 1609m

Thursday, 26 June 2025


Gross Time: 1:59.50 MileRate: 1:59.50 LeadTime: 0.00s First Qtr: 30.60s Second Qtr: 31.60s Third Qtr: 28.70s Fourth Qtr: 28.60s

DATA TABLE: 800 / 400 Posi's are position from leader and (how wide the horse was at that position)


| NoHorse              | Plc | Mar   | 800 Posi  | 400 Posi  | Time    | 3rd Qtr | 4th Qt |
|----------------------|-----|-------|-----------|-----------|---------|---------|--------|
| 4 Vincentius Maximus | 1   | 0.0m  | 1.6m (1)  | 2.4m (1)  | 1:59.50 | 28.76s  | 28.43s |
| 8 Fast Tracker       | 2   | 0.0m  | 4.0m (0)  | 5.2m (0)  | 1:59.50 | 28.78s  | 28.23s |
| 1 Racing Paula       | 3   | 0.6m  | 0.0m (0)  | 0.0m (0)  | 1:59.55 | 28.70s  | 28.64s |
| 5 Our Ideal Dream    | 4   | 4.2m  | 8.4m (0)  | 10.2m (0) | 1:59.82 | 28.83s  | 28.17s |
| 2 Escalera           | 5   | 5.1m  | 6.0m (1)  | 7.8m (1)  | 1:59.88 | 28.83s  | 28.41s |
| 3 Night To Remember  | 6   | 5.6m  | 12.4m (0) | 15.6m (0) | 1:59.92 | 28.93s  | 27.89s |
| 9 Ashleys Blue Chip  | 7   | 6.2m  | 10.6m (1) | 10.2m (2) | 1:59.97 | 28.67s  | 28.32s |
| 6 Grosso Naso        | 8   | 11.8m | 20.4m (1) | 9.4m (3)  | 2:00.39 | 27.92s  | 28.77s |
| 10 Killara Shogun    | 9   | 12.1m | 14.8m (1) | 13.8m (1) | 2:00.41 | 28.63s  | 28.48s |

## Finish Position and metres gained

First Arrow shows distance gain/loss from 2nd Qtr to 3rd Qtr,  
Second Arrow shows distance gain/loss from 3rd Qtr to Finish  
Blue arrow indicates best gain in these quarters.



Visual positions in race at 2nd Quarter



Visual positions in race at 3rd Quarter



Powered by



Harness Analyser

Sectional Analysis Software

Not just form | Free Trial

[www.facebook.com/PJHarnessRacing](http://www.facebook.com/PJHarnessRacing)



RISE Digital, Harness Racing Australia nor the provider accepts any responsibility for the completeness or accuracy of any of the information contained herein, and makes no representations about its suitability for any particular purpose. Users should make their own judgements about those matters and/or seek independent advice. You assume all risks associated with use of data provided on this page