

Dubbo Race 1 Distance 2120m

Friday, 27 June 2025

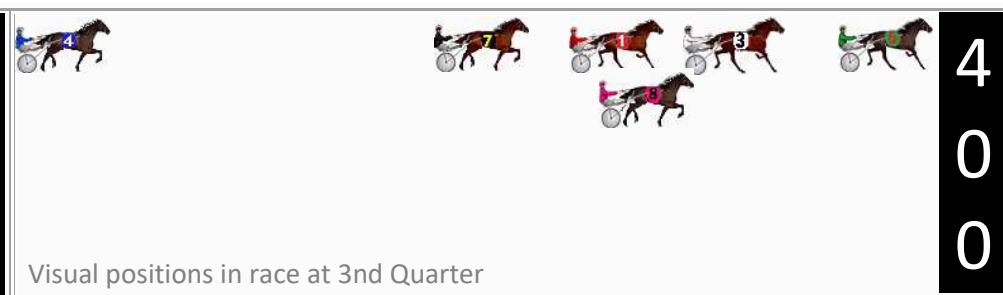

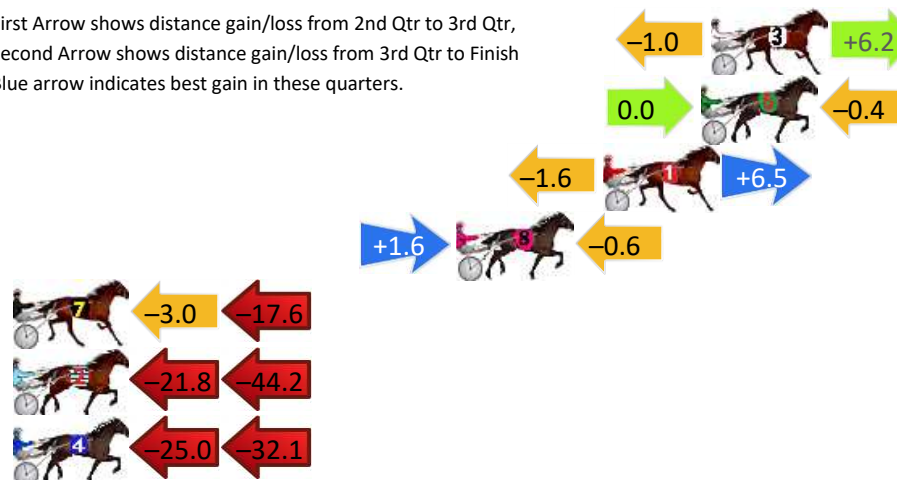
Gross Time: 2:36.60 MileRate: 1:58.90 LeadTime: 37.40s First Qtr: 31.00s Second Qtr: 30.60s Third Qtr: 28.60s Fourth Qtr: 29.00s

DATA TABLE: 800 / 400 Posi's are position from leader and (how wide the horse was at that position)

NoHorse	Plc	Mar	800 Posi	400 Posi	Time	3rd Qtr	4th Qt
3 Terragong Swinger	1	0.0m	5.2m (0)	6.2m (0)	2:36.60	28.67s	28.55s
6 Itsokaynottobeokay	2	0.4m	0.0m (0)	0.0m (0)	2:36.63	28.60s	29.03s
1 Seven Tee Two	3	4.3m	9.2m (0)	10.8m (0)	2:36.93	28.72s	28.53s
8 Karinya Haz	4	10.2m	11.2m (2)	9.6m (1)	2:37.38	28.49s	29.04s
7 The Accidental One	5	33.8m	13.2m (0)	16.2m (0)	2:39.17	28.81s	30.27s
2 Caths In Denial	6	78.4m	12.4m (1)	34.2m (0)	2:42.57	30.14s	32.19s
4 Yarraman Kaylou	7	147.1m	90.0m (0)	115.0m (0)	2:47.79	30.37s	31.31s

Finish Position and metres gained

First Arrow shows distance gain/loss from 2nd Qtr to 3rd Qtr,
Second Arrow shows distance gain/loss from 3rd Qtr to Finish
Blue arrow indicates best gain in these quarters.



Dubbo Race 2 Distance 1720m

Friday, 27 June 2025

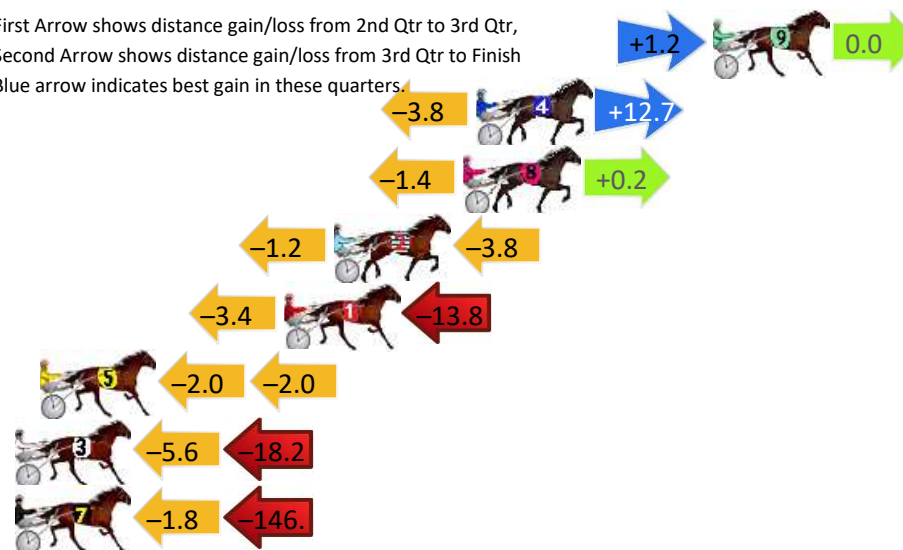
Gross Time: 2:06.40 MileRate: 1:58.20 LeadTime: 7.80s First Qtr: 30.50s Second Qtr: 29.50s Third Qtr: 28.70s Fourth Qtr: 29.90s

DATA TABLE: 800 / 400 Posi's are position from leader and (how wide the horse was at that position)

NoHorse	Plc	Mar	800 Posi	400 Posi	Time	3rd Qtr	4th Qt
9 Lettuce Go Miki	1	0.0m	1.2m (1)	0.0m (1)	2:06.40	28.61s	29.90s
4 Puppeteer	2	9.5m	18.4m (1)	22.2m (1)	2:07.14	29.00s	28.96s
8 Justadiva	3	10.0m	8.8m (0)	10.2m (0)	2:07.18	28.80s	29.89s
2 Gabbys Sportstar	4	15.2m	10.2m (1)	11.4m (2)	2:07.59	28.78s	30.18s
1 Springfield Desire	5	17.2m	0.0m (0)	3.4m (0)	2:07.75	28.93s	30.93s
5 Nikalong Mint	6	27.0m	23.0m (1)	25.0m (2)	2:08.51	28.84s	30.05s
3 Nevertoolate	7	30.0m	6.2m (1)	11.8m (1)	2:08.75	29.08s	31.25s
7 Frontier	8	153.0m	4.4m (0)	6.2m (1)	2:18.38	28.61s	40.81s


Finish Position and metres gained

First Arrow shows distance gain/loss from 2nd Qtr to 3rd Qtr,
Second Arrow shows distance gain/loss from 3rd Qtr to Finish
Blue arrow indicates best gain in these quarters.



800

Visual positions in race at 2nd Quarter



400

Visual positions in race at 3rd Quarter



Powered by



Harness Analyser

Sectional Analysis Software

Not just form | Free Trial

www.facebook.com/PJHarnessRacing



RISE Digital, Harness Racing Australia nor the provider accepts any responsibility for the completeness or accuracy of any of the information contained herein, and makes no representations about its suitability for any particular purpose. Users should make their own judgements about those matters and/or seek independent advice. You assume all risks associated with use of data provided on this page

Dubbo Race 3 Distance 1720m

Friday, 27 June 2025

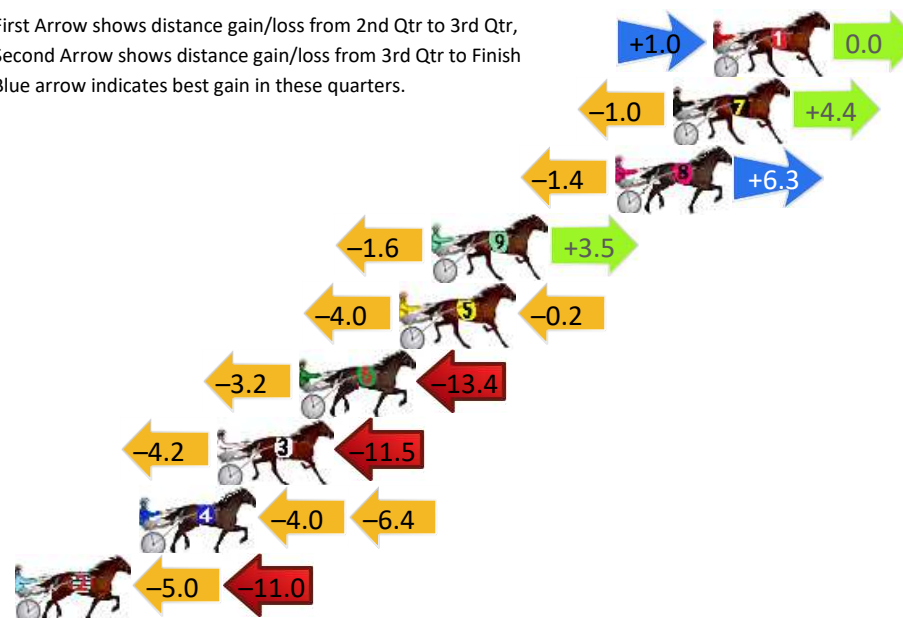
Gross Time: 2:06.00 MileRate: 1:57.90 LeadTime: 7.50s First Qtr: 30.30s Second Qtr: 30.30s Third Qtr: 29.30s Fourth Qtr: 28.60s

DATA TABLE: 800 / 400 Posi's are position from leader and (how wide the horse was at that position)

No	Horse	Plc	Mar	800 Posi	400 Posi	Time	3rd Qtr	4th Qt
1	Lennox Bromac	1	0.0m	1.0m (0)	0.0m (0)	2:06.00	29.23s	28.60s
7	Flirts Diva	2	1.6m	5.0m (0)	6.0m (0)	2:06.12	29.37s	28.29s
8	Line Me Up Bro	3	3.9m	8.8m (0)	10.2m (0)	2:06.29	29.40s	28.15s
9	Bulli Belle	4	11.3m	13.2m (0)	14.8m (0)	2:06.85	29.41s	28.35s
5	Reason To Party	5	12.6m	8.4m (1)	12.4m (2)	2:06.95	29.59s	28.61s
6	Rocknroll Upton	6	16.6m	0.0m (1)	3.2m (1)	2:07.25	29.54s	29.55s
3	Tulhurst Timmy	7	19.9m	4.2m (1)	8.4m (1)	2:07.49	29.61s	29.42s
4	Willies Dollar	8	23.0m	12.6m (1)	16.6m (1)	2:07.73	29.59s	29.06s
2	Scruffy Moto	9	44.0m	28.0m (0)	33.0m (0)	2:09.30	29.67s	29.38s

Finish Position and metres gained

First Arrow shows distance gain/loss from 2nd Qtr to 3rd Qtr,
Second Arrow shows distance gain/loss from 3rd Qtr to Finish
Blue arrow indicates best gain in these quarters.



800

Visual positions in race at 2nd Quarter



400

Visual positions in race at 3rd Quarter



Powered by



Harness Analyser

Sectional Analysis Software

Not just form | Free Trial

www.facebook.com/PJHarnessRacing



RISE Digital, Harness Racing Australia nor the provider accepts any responsibility for the completeness or accuracy of any of the information contained herein, and makes no representations about its suitability for any particular purpose. Users should make their own judgements about those matters and/or seek independent advice. You assume all risks associated with use of data provided on this page

Dubbo Race 4 Distance 1720m

Friday, 27 June 2025

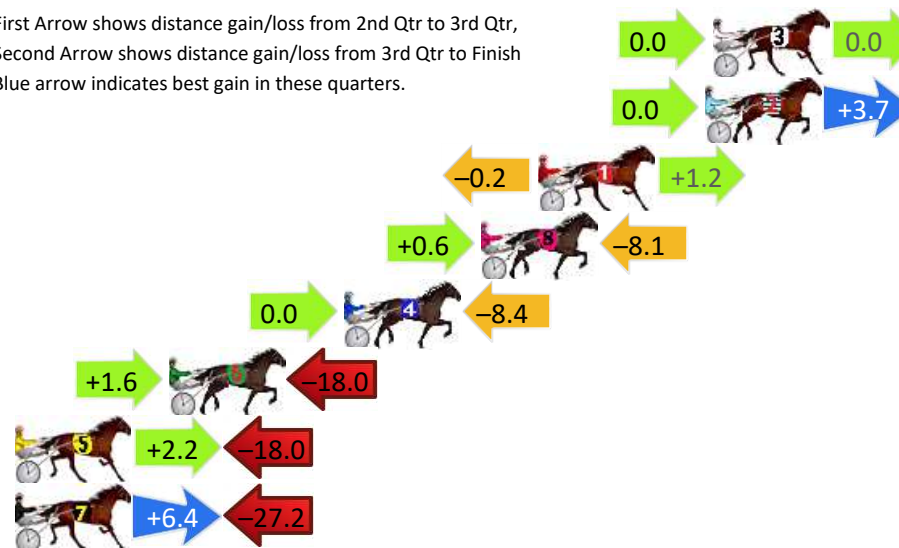
Gross Time: 2:08.00 MileRate: 1:59.70 LeadTime: 7.50s First Qtr: 29.70s Second Qtr: 31.80s Third Qtr: 30.20s Fourth Qtr: 28.80s

DATA TABLE: 800 / 400 Posi's are position from leader and (how wide the horse was at that position)

NoHorse	Plc	Mar	800 Posi	400 Posi	Time	3rd Qtr	4th Qt
3 Deewhy	1	0.0m	0.0m (0)	0.0m (0)	2:08.00	30.20s	28.80s
2 Katlas Dream	2	0.3m	4.0m (0)	4.0m (0)	2:08.02	30.19s	28.54s
1 Barlor Heaven	3	7.0m	8.0m (0)	8.2m (0)	2:08.53	30.21s	28.71s
8 Marvella	4	9.3m	1.8m (1)	1.2m (1)	2:08.70	30.17s	29.38s
4 Ultimate Trouble	5	14.8m	6.4m (1)	6.4m (1)	2:09.12	30.21s	29.40s
6 Satellite Simba	6	21.8m	5.4m (2)	3.8m (2)	2:09.65	30.11s	30.09s
5 Pet Ranger	7	28.4m	12.6m (0)	10.4m (2)	2:10.15	30.07s	30.09s
7 Jamberoo Ark	8	31.2m	10.4m (2)	4.0m (3)	2:10.36	29.78s	30.75s

Finish Position and metres gained

First Arrow shows distance gain/loss from 2nd Qtr to 3rd Qtr,
Second Arrow shows distance gain/loss from 3rd Qtr to Finish
Blue arrow indicates best gain in these quarters.



800

Visual positions in race at 2nd Quarter



400

Visual positions in race at 3rd Quarter



Powered by



Harness Analyser

Sectional Analysis Software

Not just form | Free Trial

www.facebook.com/PJHarnessRacing



RISE Digital, Harness Racing Australia nor the provider accepts any responsibility for the completeness or accuracy of any of the information contained herein, and makes no representations about its suitability for any particular purpose. Users should make their own judgements about those matters and/or seek independent advice. You assume all risks associated with use of data provided on this page

Dubbo Race 5 Distance 1720m

Friday, 27 June 2025


Gross Time: 2:04.70 MileRate: 1:56.70 LeadTime: 7.30s First Qtr: 29.60s Second Qtr: 30.50s Third Qtr: 29.30s Fourth Qtr: 28.00s

DATA TABLE: 800 / 400 Posi's are position from leader and (how wide the horse was at that position)

No	Horse	Plc	Mar	800 Posi	400 Posi	Time	3rd Qtr	4th Qt
6	Nosaer	1	0.0m	0.0m (0)	0.0m (0)	2:04.70	29.30s	28.00s
3	Mitchells Run	2	5.6m	4.0m (0)	4.0m (1)	2:05.11	29.30s	28.11s
8	Roll To The Top	3	10.8m	12.2m (1)	6.0m (2)	2:05.49	28.87s	28.33s
1	The Handsome One	4	13.5m	13.6m (0)	12.4m (0)	2:05.69	29.22s	28.08s
2	Zolton	5	14.0m	8.6m (0)	8.0m (0)	2:05.73	29.27s	28.42s
7	Camanchi Warrior	6	16.1m	17.6m (0)	16.6m (0)	2:05.89	29.23s	27.97s
4	Sir Richard Lee	7	28.7m	16.6m (1)	14.2m (2)	2:06.81	29.15s	29.01s
5	Potter	8	34.8m	7.8m (1)	11.4m (1)	2:07.26	29.59s	29.63s

Finish Position and metres gained

First Arrow shows distance gain/loss from 2nd Qtr to 3rd Qtr,
Second Arrow shows distance gain/loss from 3rd Qtr to Finish
Blue arrow indicates best gain in these quarters.



800

Visual positions in race at 2nd Quarter



400

Visual positions in race at 3rd Quarter



Powered by



Harness Analyser

Sectional Analysis Software

Not just form | Free Trial

www.facebook.com/PJHarnessRacing



RISE Digital, Harness Racing Australia nor the provider accepts any responsibility for the completeness or accuracy of any of the information contained herein, and makes no representations about its suitability for any particular purpose. Users should make their own judgements about those matters and/or seek independent advice. You assume all risks associated with use of data provided on this page

Dubbo Race 6 Distance 2120m

Friday, 27 June 2025

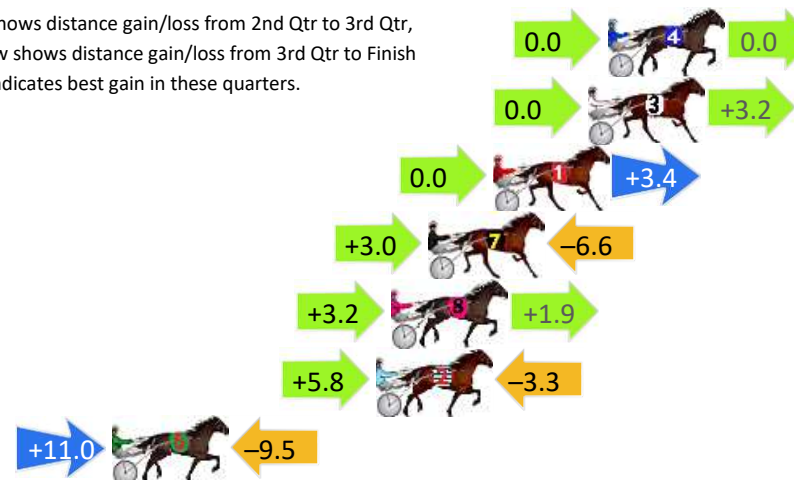
Gross Time: 2:40.70 MileRate: 2:02.00 LeadTime: 38.50s First Qtr: 32.10s Second Qtr: 31.00s Third Qtr: 29.70s Fourth Qtr: 29.40s

DATA TABLE: 800 / 400 Posi's are position from leader and (how wide the horse was at that position)

NoHorse	Plc	Mar	800 Posi	400 Posi	Time	3rd Qtr	4th Qt
4 Yannick Gee	1	0.0m	0.0m (0)	0.0m (0)	2:40.70	29.70s	29.40s
3 Teeswift	2	0.8m	4.0m (0)	4.0m (0)	2:40.76	29.70s	29.17s
1 Im Here To Party	3	4.6m	8.0m (0)	8.0m (0)	2:41.05	29.70s	29.15s
7 Reveille Jet	4	7.2m	3.6m (1)	0.6m (1)	2:41.26	29.48s	29.88s
8 Why Nott	5	8.7m	13.8m (0)	10.6m (1)	2:41.37	29.46s	29.26s
2 Karloo Deezer	6	9.3m	11.8m (1)	6.0m (1)	2:41.42	29.28s	29.64s
6 Fake Mint	7	19.9m	21.4m (1)	10.4m (2)	2:42.23	28.90s	30.09s

Finish Position and metres gained

First Arrow shows distance gain/loss from 2nd Qtr to 3rd Qtr,
Second Arrow shows distance gain/loss from 3rd Qtr to Finish
Blue arrow indicates best gain in these quarters.



800

Visual positions in race at 2nd Quarter



400

Visual positions in race at 3rd Quarter



Powered by



Harness Analyser

Sectional Analysis Software

Not just form | Free Trial

www.facebook.com/PJHarnessRacing



RISE Digital, Harness Racing Australia nor the provider accepts any responsibility for the completeness or accuracy of any of the information contained herein, and makes no representations about its suitability for any particular purpose. Users should make their own judgements about those matters and/or seek independent advice. You assume all risks associated with use of data provided on this page

Dubbo Race 7 Distance 1720m

Friday, 27 June 2025

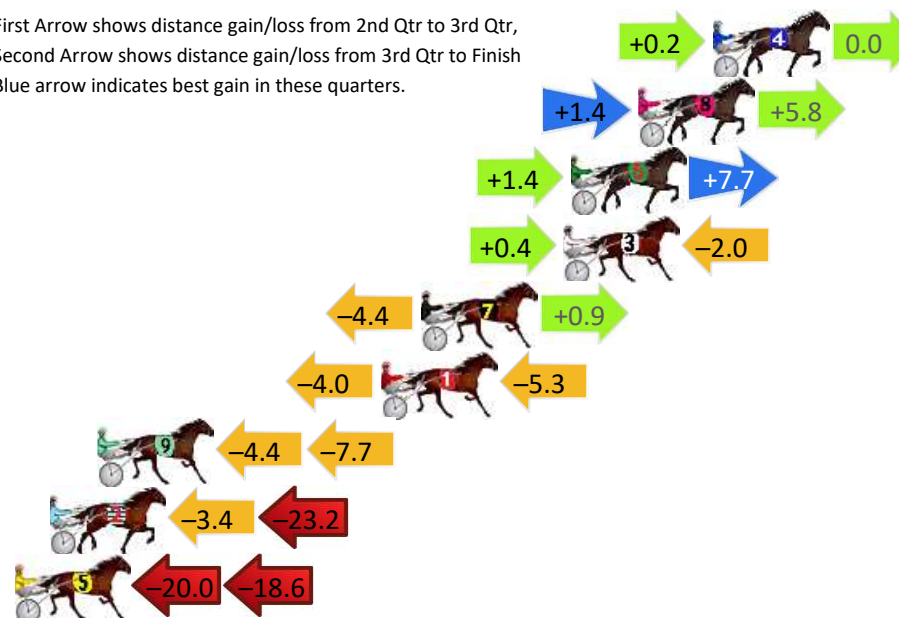
Gross Time: 2:08.00 MileRate: 1:59.70 LeadTime: 7.70s First Qtr: 30.20s Second Qtr: 30.80s Third Qtr: 29.30s Fourth Qtr: 30.00s

DATA TABLE: 800 / 400 Posi's are position from leader and (how wide the horse was at that position)

No	Horse	Plc	Mar	800 Posi	400 Posi	Time	3rd Qtr	4th Qt
4	Whataboutbronson	1	0.0m	0.2m (1)	0.0m (1)	2:08.00	29.29s	30.00s
8	Josey Mint	2	3.0m	10.2m (1)	8.8m (1)	2:08.24	29.20s	29.57s
6	Matterson Express	3	5.7m	14.8m (1)	13.4m (1)	2:08.45	29.20s	29.43s
3	Midnight Terror	4	6.0m	4.4m (1)	4.0m (1)	2:08.47	29.27s	30.15s
7	Andrew Swagger	5	11.7m	8.2m (0)	12.6m (0)	2:08.92	29.63s	29.93s
1	Rose Of Juliana	6	13.3m	4.0m (0)	8.0m (0)	2:09.05	29.59s	30.40s
9	Ournorthernmeteor	7	24.7m	12.6m (0)	17.0m (0)	2:09.94	29.62s	30.57s
2	Beach On Fire	8	26.6m	0.0m (0)	3.4m (0)	2:10.09	29.53s	31.73s
5	Gulmarg	9	56.6m	18.0m (0)	38.0m (0)	2:12.45	30.76s	31.39s

Finish Position and metres gained

First Arrow shows distance gain/loss from 2nd Qtr to 3rd Qtr,
Second Arrow shows distance gain/loss from 3rd Qtr to Finish
Blue arrow indicates best gain in these quarters.



800

Visual positions in race at 2nd Quarter



400

Visual positions in race at 3rd Quarter



Powered by



Harness Analyser

Sectional Analysis Software

Not just form | Free Trial

www.facebook.com/PJHarnessRacing



RISE Digital, Harness Racing Australia nor the provider accepts any responsibility for the completeness or accuracy of any of the information contained herein, and makes no representations about its suitability for any particular purpose. Users should make their own judgements about those matters and/or seek independent advice. You assume all risks associated with use of data provided on this page

Dubbo Race 8 Distance 1720m

Friday, 27 June 2025

Gross Time: 2:07.60 MileRate: 1:59.40 LeadTime: 7.40s First Qtr: 30.40s Second Qtr: 31.60s Third Qtr: 28.90s Fourth Qtr: 29.30s

DATA TABLE: 800 / 400 Posi's are position from leader and (how wide the horse was at that position)

NoHorse	Plc	Mar	800 Posi	400 Posi	Time	3rd Qtr	4th Qt
3 Ebony Storm	1	0.0m	1.8m (1)	1.6m (1)	2:07.60	28.89s	29.18s
2 Mondo Glitz	2	0.1m	0.0m (0)	0.0m (0)	2:07.61	28.90s	29.31s
6 The Potato Eaters	3	10.6m	4.2m (0)	5.6m (0)	2:08.41	29.00s	29.66s
8 Monster Mint	4	16.2m	7.0m (1)	10.8m (1)	2:08.84	29.17s	29.69s
9 Bodeletos	5	21.6m	11.0m (1)	14.8m (2)	2:09.26	29.17s	29.80s
7 Global Goddess	6	25.3m	8.4m (0)	17.4m (0)	2:09.54	29.55s	29.88s
4 Bradness Brandisi	7	30.6m	15.8m (1)	25.8m (1)	2:09.95	29.62s	29.65s
10 Sheznoble	8	32.1m	12.4m (0)	25.4m (0)	2:10.07	29.84s	29.79s
5 Soho Betty Dee	9	39.4m	17.0m (0)	32.2m (1)	2:10.63	30.00s	29.82s
1 Bradness Moo	10	106.5m	65.0m (0)	75.0m (0)	2:15.78	29.61s	31.59s

Finish Position and metres gained

First Arrow shows distance gain/loss from 2nd Qtr to 3rd Qtr,
Second Arrow shows distance gain/loss from 3rd Qtr to Finish
Blue arrow indicates best gain in these quarters.

