

# Newcastle Race 1 Distance 1609m

Friday, 27 June 2025


Gross Time: 1:54.70 MileRate: 1:54.70 LeadTime: 0.00s First Qtr: 28.60s Second Qtr: 30.40s Third Qtr: 27.70s Fourth Qtr: 28.00s

DATA TABLE: 800 / 400 Posi's are position from leader and (how wide the horse was at that position)

NoHorse	Plc	Mar	800 Posi	400 Posi	Time	3rd Qtr	4th Qt
3 Kissmelvis	1	0.0m	0.0m (0)	0.0m (0)	1:54.70	27.70s	28.00s
4 Ultimate Rhapsody	2	0.9m	3.8m (1)	2.3m (1)	1:54.77	27.60s	27.91s
2 Rose Noire	3	5.1m	5.2m (0)	4.6m (0)	1:55.08	27.66s	28.06s
10 Neon Tiger	4	7.1m	8.4m (1)	6.4m (1)	1:55.22	27.56s	28.08s
5 Ideal Mondo	5	13.3m	18.6m (0)	16.8m (0)	1:55.68	27.58s	27.82s
9 Captain Dorian	6	13.3m	14.0m (0)	12.7m (0)	1:55.68	27.62s	28.10s
1 Penurious	7	13.6m	9.3m (0)	8.1m (0)	1:55.70	27.62s	28.44s
6 Shadow Eclipse	8	20.2m	13.1m (1)	11.0m (1)	1:56.19	27.56s	28.73s
8 Nifty Studleigh	9	21.6m	17.1m (1)	15.6m (1)	1:56.29	27.60s	28.51s
7 Miss Out	10	22.5m	21.2m (1)	19.1m (1)	1:56.36	27.56s	28.34s

## Finish Position and metres gained

First Arrow shows distance gain/loss from 2nd Qtr to 3rd Qtr,  
Second Arrow shows distance gain/loss from 3rd Qtr to Finish  
Blue arrow indicates best gain in these quarters.



800

Visual positions in race at 2nd Quarter



400

Visual positions in race at 3rd Quarter



Powered by



Harness Analyser

Sectional Analysis Software

Not just form | Free Trial

[www.facebook.com/PJHarnessRacing](http://www.facebook.com/PJHarnessRacing)



RISE Digital, Harness Racing Australia nor the provider accepts any responsibility for the completeness or accuracy of any of the information contained herein, and makes no representations about its suitability for any particular purpose. Users should make their own judgements about those matters and/or seek independent advice. You assume all risks associated with use of data provided on this page

# Newcastle Race 2 Distance 1609m

Friday, 27 June 2025

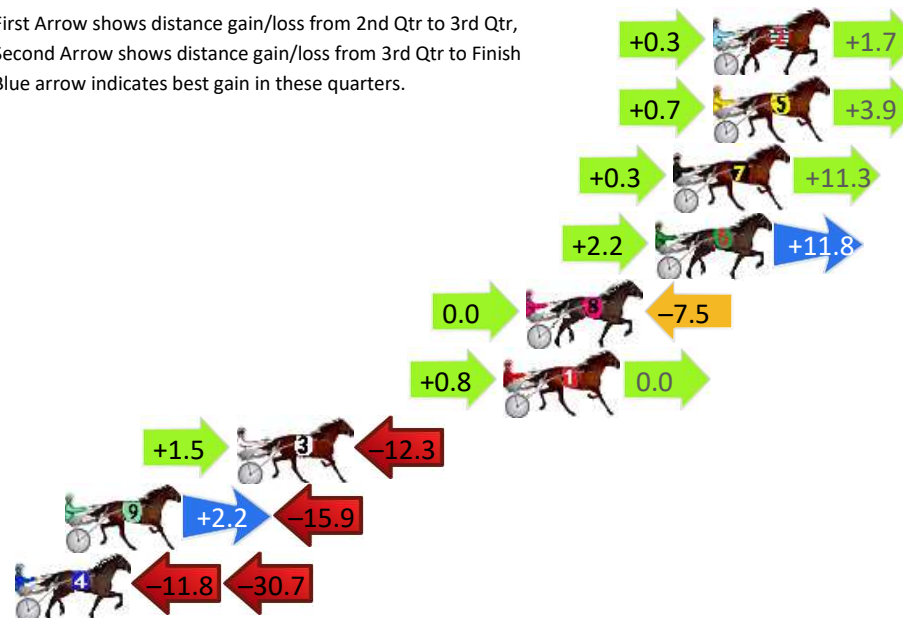
Gross Time: 1:56.20 MileRate: 1:56.20 LeadTime: 0.00s First Qtr: 28.30s Second Qtr: 30.70s Third Qtr: 28.10s Fourth Qtr: 29.10s

DATA TABLE: 800 / 400 Posi's are position from leader and (how wide the horse was at that position)

No	Horse	Plc	Mar	800 Posi	400 Posi	Time	3rd Qtr	4th Qt
2	My Lady Sarah	1	0.0m	2.0m (1)	1.7m (1)	1:56.20	28.08s	28.98s
5	Watslavgottado	2	0.0m	4.6m (0)	3.9m (0)	1:56.20	28.06s	28.82s
7	Hidden Delight	3	1.6m	13.2m (0)	12.9m (0)	1:56.32	28.10s	28.30s
6	Krafty Candy	4	2.3m	16.3m (1)	14.1m (2)	1:56.38	27.96s	28.28s
8	Polka Delight	5	7.5m	0.0m (0)	0.0m (0)	1:56.77	28.10s	29.67s
1	Letsgo Matilda	6	8.4m	9.2m (0)	8.4m (0)	1:56.84	28.06s	29.14s
3	Oakley Shard	7	19.1m	8.3m (1)	6.8m (1)	1:57.66	28.00s	30.08s
9	Our Fire And Delight	8	26.0m	12.3m (1)	10.1m (2)	1:58.18	27.96s	30.36s
4	Proletaire	9	61.4m	18.9m (0)	30.7m (0)	2:00.89	28.96s	31.61s

## Finish Position and metres gained

First Arrow shows distance gain/loss from 2nd Qtr to 3rd Qtr,  
Second Arrow shows distance gain/loss from 3rd Qtr to Finish  
Blue arrow indicates best gain in these quarters.



800

Visual positions in race at 2nd Quarter



400

Visual positions in race at 3rd Quarter



Powered by



Harness Analyser

Sectional Analysis Software

Not just form | Free Trial

[www.facebook.com/PJHarnessRacing](http://www.facebook.com/PJHarnessRacing)



RISE Digital, Harness Racing Australia nor the provider accepts any responsibility for the completeness or accuracy of any of the information contained herein, and makes no representations about its suitability for any particular purpose. Users should make their own judgements about those matters and/or seek independent advice. You assume all risks associated with use of data provided on this page

# Newcastle Race 3 Distance 2030m

Friday, 27 June 2025

Gross Time: 2:28.30

MileRate: 1:57.60

LeadTime: 30.00s

First Qtr: 31.50s

Second Qtr: 30.80s

Third Qtr: 28.00s


Fourth Qtr: 28.00s

DATA TABLE: 800 / 400 Posi's are position from leader and (how wide the horse was at that position)

No	Horse	Plc	Mar	800 Posi	400 Posi	Time	3rd Qtr	4th Qt
4	Mammals Riddle	1	0.0m	0.0m (0)	0.0m (0)	2:28.30	28.00s	28.00s
1	Ire Of The Dragon	2	1.7m	4.6m (0)	4.6m (0)	2:28.43	28.00s	27.81s
9	Johnson Step	3	10.7m	8.6m (0)	9.8m (0)	2:29.09	28.08s	28.11s
3	Bettor Cheer	4	11.3m	7.2m (1)	5.2m (2)	2:29.13	27.86s	28.47s
6	Ohwhatiwouldgive	5	12.8m	13.2m (0)	14.4m (1)	2:29.24	28.08s	27.94s
2	Deecce Rockin	6	14.0m	11.8m (1)	9.8m (2)	2:29.33	27.86s	28.35s
8	Obadiah Dragon	7	14.3m	25.6m (1)	20.1m (0)	2:29.35	27.62s	27.65s
7	Yesnomaybeso	8	15.0m	21.0m (1)	18.4m (2)	2:29.40	27.82s	27.82s
5	Paytons Rock	9	17.2m	2.6m (1)	2.9m (1)	2:29.57	28.02s	29.07s
10	Goodtime Bravo	10	18.7m	15.8m (1)	14.4m (2)	2:29.68	27.90s	28.38s

## Finish Position and metres gained

First Arrow shows distance gain/loss from 2nd Qtr to 3rd Qtr,  
Second Arrow shows distance gain/loss from 3rd Qtr to Finish  
Blue arrow indicates best gain in these quarters.



800

Visual positions in race at 2nd Quarter



400

Visual positions in race at 3rd Quarter



Powered by



Harness Analyser

Sectional Analysis Software

Not just form | Free Trial

[www.facebook.com/PJHarnessRacing](http://www.facebook.com/PJHarnessRacing)



RISE Digital, Harness Racing Australia nor the provider accepts any responsibility for the completeness or accuracy of any of the information contained herein, and makes no representations about its suitability for any particular purpose. Users should make their own judgements about those matters and/or seek independent advice. You assume all risks associated with use of data provided on this page

# Newcastle Race 4 Distance 1609m

Friday, 27 June 2025



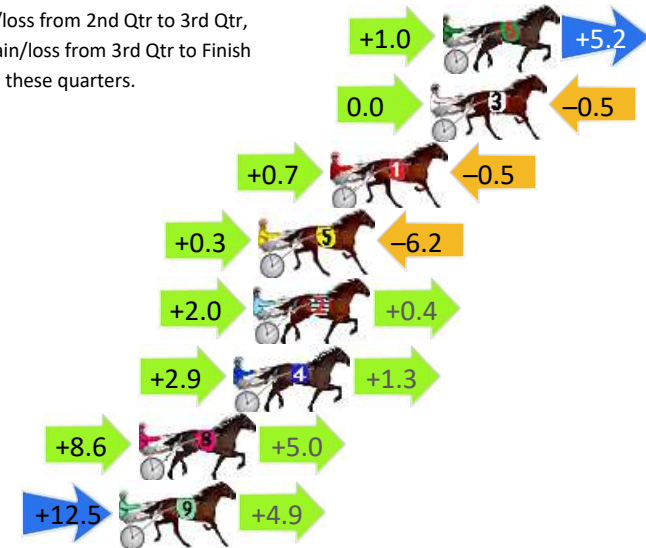
Gross Time: 1:52.40 MileRate: 1:52.40 LeadTime: 0.00s First Qtr: 27.00s Second Qtr: 29.10s Third Qtr: 27.50s Fourth Qtr: 28.70s

DATA TABLE: 800 / 400 Posi's are position from leader and (how wide the horse was at that position)

NoHorse	Plc	Mar	800 Posi	400 Posi	Time	3rd Qtr	4th Qt
6 Paradise Point	1	0.0m	6.2m (1)	5.2m (1)	1:52.40	27.44s	28.34s
3 Maurlen Boy	2	0.5m	0.0m (0)	0.0m (0)	1:52.44	27.50s	28.74s
1 Sally Bigtime	3	4.5m	4.7m (0)	4.0m (0)	1:52.74	27.46s	28.76s
5 Luke John	4	7.4m	1.5m (1)	1.2m (1)	1:52.96	27.48s	29.18s
2 Bat Matson	5	7.6m	10.0m (0)	8.0m (0)	1:52.97	27.38s	28.71s
4 Ideal In Dreams	6	8.4m	12.6m (1)	9.7m (1)	1:53.03	27.32s	28.65s
8 The Cid	7	12.2m	25.8m (0)	17.2m (0)	1:53.32	26.94s	28.42s
9 Sweet Hayley Jane	8	13.0m	30.4m (0)	17.9m (1)	1:53.38	26.67s	28.43s

## Finish Position and metres gained

First Arrow shows distance gain/loss from 2nd Qtr to 3rd Qtr,  
Second Arrow shows distance gain/loss from 3rd Qtr to Finish  
Blue arrow indicates best gain in these quarters.





# Newcastle Race 5 Distance 2030m

Friday, 27 June 2025

Gross Time: 2:25.30

MileRate: 1:55.20

LeadTime: 27.80s

First Qtr: 29.50s

Second Qtr: 29.90s

Third Qtr: 28.20s


Fourth Qtr: 29.90s

DATA TABLE: 800 / 400 Posi's are position from leader and (how wide the horse was at that position)

No	Horse	Plc	Mar	800 Posi	400 Posi	Time	3rd Qtr	4th Qt
7	Laceys Lad	1	0.0m	16.8m (1)	10.5m (2)	2:25.30	27.78s	29.14s
6	Itzmineontheline	2	3.5m	17.7m (0)	11.1m (1)	2:25.57	27.76s	29.37s
5	Mr Teddy	3	4.3m	2.6m (1)	0.6m (1)	2:25.64	28.06s	30.20s
1	Spirit King	4	4.8m	9.1m (0)	5.5m (2)	2:25.68	27.96s	29.88s
2	Mister Manager	5	6.7m	6.6m (1)	0.0m (2)	2:25.82	27.74s	30.42s
4	Little Demon	6	11.3m	4.6m (0)	5.0m (1)	2:26.19	28.24s	30.43s
3	Flare Up	7	11.4m	13.7m (0)	6.1m (0)	2:26.19	27.68s	30.35s
10	Heavenly Holly	8	17.7m	12.8m (1)	7.2m (3)	2:26.69	27.82s	30.77s
8	Quaddie Vc	9	19.4m	0.0m (0)	1.1m (0)	2:26.82	28.28s	31.34s

## Finish Position and metres gained

First Arrow shows distance gain/loss from 2nd Qtr to 3rd Qtr,  
Second Arrow shows distance gain/loss from 3rd Qtr to Finish  
Blue arrow indicates best gain in these quarters.



800

Visual positions in race at 2nd Quarter



400

Visual positions in race at 3rd Quarter



Powered by



Harness Analyser

Sectional Analysis Software

Not just form | Free Trial

[www.facebook.com/PJHarnessRacing](http://www.facebook.com/PJHarnessRacing)



RISE Digital, Harness Racing Australia nor the provider accepts any responsibility for the completeness or accuracy of any of the information contained herein, and makes no representations about its suitability for any particular purpose. Users should make their own judgements about those matters and/or seek independent advice. You assume all risks associated with use of data provided on this page

# Newcastle Race 6 Distance 1609m

Friday, 27 June 2025



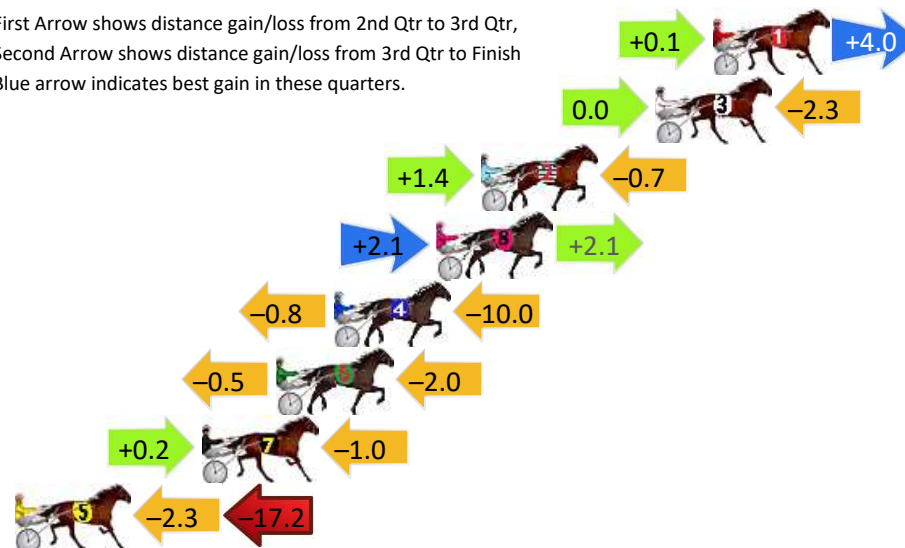
Gross Time: 1:53.10 MileRate: 1:53.10 LeadTime: 0.00s First Qtr: 27.30s Second Qtr: 29.70s Third Qtr: 27.40s Fourth Qtr: 28.70s

DATA TABLE: 800 / 400 Posi's are position from leader and (how wide the horse was at that position)

No	Horse	Plc	Mar	800 Posi	400 Posi	Time	3rd Qtr	4th Qt
1	Abstract Art	1	0.0m	4.1m (0)	4.0m (0)	1:53.10	27.40s	28.42s
3	First String	2	2.3m	0.0m (0)	0.0m (0)	1:53.27	27.40s	28.87s
2	Renrow Lad	3	9.3m	10.0m (0)	8.6m (0)	1:53.80	27.32s	28.80s
8	Rocktagonal	4	11.1m	15.3m (0)	13.2m (0)	1:53.94	27.28s	28.62s
4	Arnies Army	5	15.2m	4.4m (1)	5.2m (1)	1:54.25	27.46s	29.49s
6	Heza Player	6	17.5m	15.0m (1)	15.5m (2)	1:54.42	27.46s	28.94s
7	McCrikey	7	20.5m	19.7m (1)	19.5m (2)	1:54.64	27.42s	28.88s
5	Abdicate	8	29.8m	10.3m (1)	12.6m (1)	1:55.35	27.58s	30.07s

## Finish Position and metres gained

First Arrow shows distance gain/loss from 2nd Qtr to 3rd Qtr,  
Second Arrow shows distance gain/loss from 3rd Qtr to Finish  
Blue arrow indicates best gain in these quarters.



# Newcastle Race 7 Distance 1609m

Friday, 27 June 2025


Gross Time: 1:55.60 MileRate: 1:55.60 LeadTime: 0.00s First Qtr: 27.80s Second Qtr: 31.20s Third Qtr: 27.90s Fourth Qtr: 28.70s

DATA TABLE: 800 / 400 Posi's are position from leader and (how wide the horse was at that position)

No	Horse	Plc	Mar	800 Posi	400 Posi	Time	3rd Qtr	4th Qt
6	Wat Ever You Need	1	0.0m	0.0m (0)	0.0m (0)	1:55.60	27.90s	28.70s
5	Grumpyshannon	2	1.8m	8.4m (1)	8.0m (1)	1:55.74	27.88s	28.28s
10	Ultimate Diva	3	2.5m	4.3m (1)	3.4m (1)	1:55.79	27.84s	28.65s
8	Vespa Stride	4	4.3m	14.4m (0)	14.8m (0)	1:55.92	27.94s	27.98s
1	Peppercorn Barry	5	5.0m	5.2m (0)	5.7m (0)	1:55.98	27.94s	28.68s
2	Screenshot	6	10.6m	9.2m (0)	10.8m (0)	1:56.40	28.02s	28.74s
3	Major Doodle	7	12.9m	18.5m (0)	20.5m (0)	1:56.57	28.06s	28.23s
7	Lucky Rictor	8	13.9m	22.2m (1)	21.0m (1)	1:56.65	27.84s	28.27s
9	Dual Cam	9	14.6m	13.0m (1)	12.5m (1)	1:56.70	27.88s	28.92s
4	Get Us A Tinny	10	18.2m	18.2m (1)	17.1m (1)	1:56.97	27.84s	28.87s

## Finish Position and metres gained

First Arrow shows distance gain/loss from 2nd Qtr to 3rd Qtr,  
Second Arrow shows distance gain/loss from 3rd Qtr to Finish  
Blue arrow indicates best gain in these quarters.



800

Visual positions in race at 2nd Quarter



400

Visual positions in race at 3rd Quarter

# Newcastle Race 8 Distance 1609m

Friday, 27 June 2025


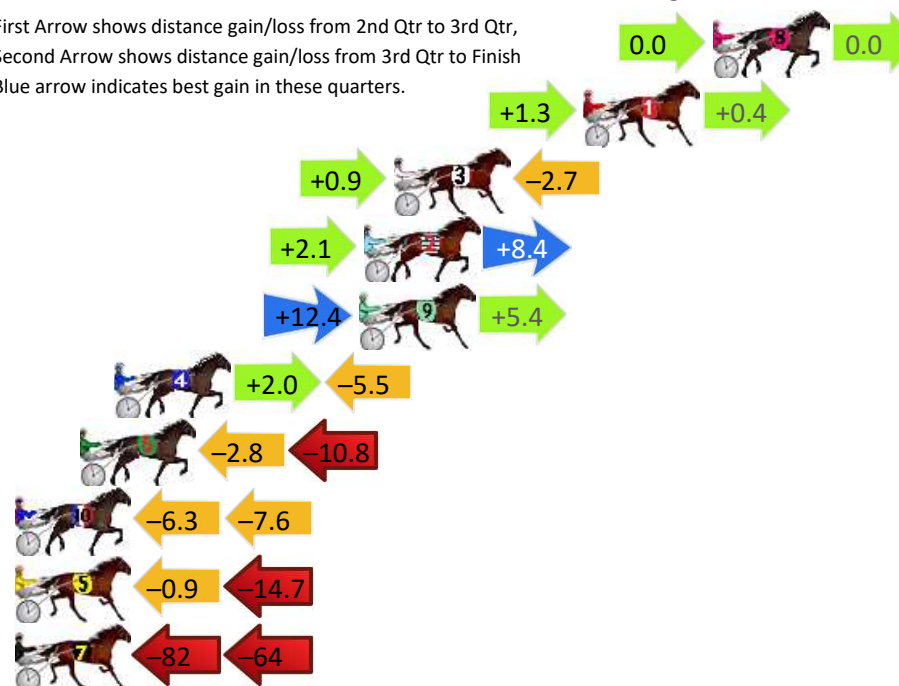
Gross Time: 1:55.40 MileRate: 1:55.40 LeadTime: 0.00s First Qtr: 27.80s Second Qtr: 29.20s Third Qtr: 27.90s Fourth Qtr: 29.50s

DATA TABLE: 800 / 400 Posi's are position from leader and (how wide the horse was at that position)

No	Horse	Plc	Mar	800 Posi	400 Posi	Time	3rd Qtr	4th Qt
8	Francos Delight	1	0.0m	0.0m (0)	0.0m (0)	1:55.40	27.90s	29.50s
1	Lord Jaydo	2	5.2m	6.9m (0)	5.6m (0)	1:55.80	27.82s	29.50s
3	Major Poppi	3	12.8m	11.0m (0)	10.1m (0)	1:56.39	27.86s	29.77s
2	Depassant	4	14.0m	24.5m (1)	22.4m (2)	1:56.48	27.80s	28.98s
9	Wicked Dreamer	5	14.2m	32.0m (1)	19.6m (3)	1:56.50	27.08s	29.20s
4	Our Ultimate May	6	24.0m	20.5m (1)	18.5m (0)	1:57.26	27.80s	30.04s
6	Slick And Suave	7	25.4m	11.8m (1)	14.6m (1)	1:57.36	28.12s	30.42s
10	Tiger Attack	8	30.6m	16.7m (0)	23.0m (0)	1:57.77	28.38s	30.23s
5	Tried And Trusted	9	31.5m	15.9m (1)	16.8m (2)	1:57.84	28.00s	30.74s
7	Treacherous Sloy	10	189.0m	43.3m (0)	125.0m (0)	2:10.02	33.82s	35.20s

## Finish Position and metres gained

First Arrow shows distance gain/loss from 2nd Qtr to 3rd Qtr,  
Second Arrow shows distance gain/loss from 3rd Qtr to Finish  
Blue arrow indicates best gain in these quarters.





# Newcastle Race 9 Distance 1609m

Friday, 27 June 2025


Gross Time: 1:57.00 MileRate: 1:57.00 LeadTime: 0.00s First Qtr: 28.80s Second Qtr: 31.10s Third Qtr: 29.10s Fourth Qtr: 28.00s

DATA TABLE: 800 / 400 Posi's are position from leader and (how wide the horse was at that position)

NoHorse	Plc	Mar	800 Posi	400 Posi	Time	3rd Qtr	4th Qt
3 Bodyline	1	0.0m	0.0m (0)	0.0m (0)	1:57.00	29.10s	28.00s
1 Gidup Captain	2	3.8m	4.0m (0)	4.0m (0)	1:57.28	29.10s	27.99s
5 Magic Shoos	3	5.0m	3.6m (1)	1.4m (1)	1:57.37	28.95s	28.25s
9 Rockindownunder	4	6.0m	8.0m (0)	8.0m (0)	1:57.44	29.10s	27.86s
4 Tough Talks	5	8.1m	7.6m (1)	6.2m (1)	1:57.60	29.00s	28.13s
2 War Western	6	11.1m	11.4m (1)	10.4m (1)	1:57.82	29.03s	28.05s
10 Grosestar	7	11.2m	15.4m (1)	14.4m (1)	1:57.82	29.02s	27.78s
8 Wallaroy Boy	8	11.3m	16.6m (0)	16.6m (0)	1:57.83	29.09s	27.63s
6 Stick Man	9	15.0m	19.2m (1)	18.2m (1)	1:58.10	29.02s	27.78s
7 Glenn Ford	10	22.2m	12.2m (0)	12.6m (0)	1:58.63	29.14s	28.67s

## Finish Position and metres gained

First Arrow shows distance gain/loss from 2nd Qtr to 3rd Qtr,  
Second Arrow shows distance gain/loss from 3rd Qtr to Finish  
Blue arrow indicates best gain in these quarters.



800

Visual positions in race at 2nd Quarter



400

Visual positions in race at 3rd Quarter



Powered by



Harness Analyser

Sectional Analysis Software

Not just form | Free Trial

[www.facebook.com/PJHarnessRacing](http://www.facebook.com/PJHarnessRacing)



RISE Digital, Harness Racing Australia nor the provider accepts any responsibility for the completeness or accuracy of any of the information contained herein, and makes no representations about its suitability for any particular purpose. Users should make their own judgements about those matters and/or seek independent advice. You assume all risks associated with use of data provided on this page