

Wagga Riverina Race 1 Distance 2270m

Friday, 27 June 2025

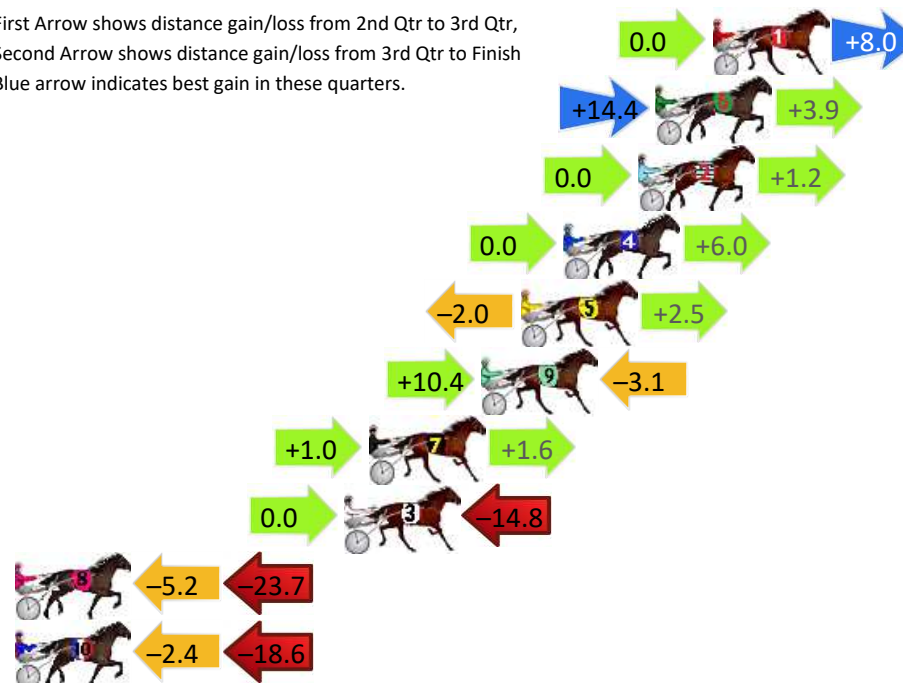
Gross Time: 2:45.10 MileRate: 1:57.10 LeadTime: 47.10s First Qtr: 30.30s Second Qtr: 29.70s Third Qtr: 28.80s Fourth Qtr: 29.20s

DATA TABLE: 800 / 400 Posi's are position from leader and (how wide the horse was at that position)

No	Horse	Plc	Mar	800 Posi	400 Posi	Time	3rd Qtr	4th Qt
1	Spread The Fear	1	0.0m	8.0m (0)	8.0m (0)	2:45.10	28.80s	28.62s
6	Village Area	2	2.3m	20.6m (1)	6.2m (3)	2:45.28	27.76s	28.92s
2	Quickshift Girl	3	3.0m	4.2m (0)	4.2m (0)	2:45.33	28.80s	29.11s
4	Cracker Miss	4	6.0m	12.0m (0)	12.0m (0)	2:45.56	28.80s	28.76s
5	Melati Boy	5	7.7m	8.2m (1)	10.2m (2)	2:45.69	28.95s	29.02s
9	Hes A Terror	6	9.3m	16.6m (1)	6.2m (2)	2:45.81	28.05s	29.43s
7	Loyola Golf	7	13.8m	16.4m (0)	15.4m (1)	2:46.16	28.73s	29.08s
3	Letstacaboutit	8	14.8m	0.0m (0)	0.0m (0)	2:46.23	28.79s	30.27s
8	The Clock Winder	9	32.9m	4.0m (1)	9.2m (1)	2:47.62	29.16s	30.92s
10	Megs Monaro	10	33.4m	12.4m (1)	14.8m (2)	2:47.66	28.96s	30.55s

Finish Position and metres gained

First Arrow shows distance gain/loss from 2nd Qtr to 3rd Qtr, Second Arrow shows distance gain/loss from 3rd Qtr to Finish
Blue arrow indicates best gain in these quarters.



800

Visual positions in race at 2nd Quarter



400

Visual positions in race at 3rd Quarter



Powered by



Harness Analyser

Sectional Analysis Software

Not just form | Free Trial

www.facebook.com/PJHarnessRacing



RISE Digital, Harness Racing Australia nor the provider accepts any responsibility for the completeness or accuracy of any of the information contained herein, and makes no representations about its suitability for any particular purpose. Users should make their own judgements about those matters and/or seek independent advice. You assume all risks associated with use of data provided on this page

Wagga Riverina Race 2 Distance 1740m

Friday, 27 June 2025

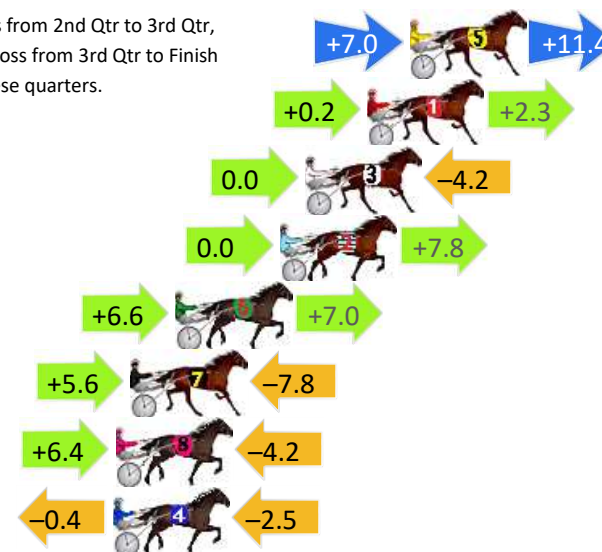
Gross Time: 2:05.60 MileRate: 1:56.10 LeadTime: 8.70s First Qtr: 28.70s Second Qtr: 30.40s Third Qtr: 29.00s Fourth Qtr: 28.80s

DATA TABLE: 800 / 400 Posi's are position from leader and (how wide the horse was at that position)

No	Horse	Plc	Mar	800 Posi	400 Posi	Time	3rd Qtr	4th Qt
5	The Wicked Warrior	1	0.0m	18.4m (1)	11.4m (2)	2:05.60	28.49s	27.98s
1	Seaside Sid	2	1.7m	4.2m (0)	4.0m (0)	2:05.73	28.99s	28.64s
3	Keno Rosie	3	4.2m	0.0m (0)	0.0m (0)	2:05.92	29.00s	29.10s
2	Machx The Stranger	4	5.2m	13.0m (0)	13.0m (1)	2:05.99	29.00s	28.24s
6	Bets On Heaven	5	9.4m	23.0m (1)	16.4m (2)	2:06.31	28.52s	28.30s
7	Bill	6	11.2m	9.0m (1)	3.4m (1)	2:06.45	28.60s	29.36s
8	Intheswingofthings	7	11.8m	14.0m (1)	7.6m (1)	2:06.49	28.54s	29.10s
4	Five Oclock Wave	8	11.9m	9.0m (0)	9.4m (0)	2:06.50	29.03s	28.98s

Finish Position and metres gained

First Arrow shows distance gain/loss from 2nd Qtr to 3rd Qtr,
Second Arrow shows distance gain/loss from 3rd Qtr to Finish
Blue arrow indicates best gain in these quarters.



800

Visual positions in race at 2nd Quarter



400

Visual positions in race at 3rd Quarter



Powered by



Harness Analyser

Sectional Analysis Software

Not just form | Free Trial

www.facebook.com/PJHarnessRacing



RISE Digital, Harness Racing Australia nor the provider accepts any responsibility for the completeness or accuracy of any of the information contained herein, and makes no representations about its suitability for any particular purpose. Users should make their own judgements about those matters and/or seek independent advice. You assume all risks associated with use of data provided on this page

Wagga Riverina Race 3 Distance 1740m

Friday, 27 June 2025


Gross Time: 2:03.90 MileRate: 1:54.60 LeadTime: 8.40s First Qtr: 28.70s Second Qtr: 29.50s Third Qtr: 28.30s Fourth Qtr: 29.00s

DATA TABLE: 800 / 400 Posi's are position from leader and (how wide the horse was at that position)

No	Horse	Plc	Mar	800 Posi	400 Posi	Time	3rd Qtr	4th Qt
10	Sneak A Peek	1	0.0m	18.8m (1)	13.0m (2)	2:03.90	27.90s	28.06s
7	Im Belieber	2	3.2m	0.0m (0)	0.0m (0)	2:04.14	28.30s	29.23s
2	Mop	3	4.0m	9.2m (0)	10.8m (0)	2:04.20	28.42s	28.51s
5	The Texas Ranger	4	5.7m	9.8m (1)	8.0m (2)	2:04.33	28.17s	28.83s
6	Im Harvey Specter	5	6.2m	13.6m (0)	14.8m (0)	2:04.37	28.39s	28.38s
4	Marianna Bromac	6	6.3m	5.0m (0)	6.8m (0)	2:04.38	28.43s	28.96s
1	Wamboyneinamerica	7	10.1m	18.6m (0)	19.6m (0)	2:04.67	28.38s	28.32s
9	Rusty El	8	12.3m	22.8m (1)	17.4m (2)	2:04.84	27.92s	28.63s
3	Trouble In Heaven	9	12.9m	14.4m (1)	12.8m (1)	2:04.88	28.19s	29.01s
8	Classic Beesmack	10	15.0m	5.4m (1)	4.2m (1)	2:05.04	28.21s	29.78s

Finish Position and metres gained

First Arrow shows distance gain/loss from 2nd Qtr to 3rd Qtr,
Second Arrow shows distance gain/loss from 3rd Qtr to Finish
Blue arrow indicates best gain in these quarters.



Visual positions in race at 2nd Quarter

800



Visual positions in race at 3rd Quarter

400



Powered by



Harness Analyser

Sectional Analysis Software

Not just form | Free Trial

www.facebook.com/PJHarnessRacing



RISE Digital, Harness Racing Australia nor the provider accepts any responsibility for the completeness or accuracy of any of the information contained herein, and makes no representations about its suitability for any particular purpose. Users should make their own judgements about those matters and/or seek independent advice. You assume all risks associated with use of data provided on this page

Wagga Riverina Race 4 Distance 1740m

Friday, 27 June 2025



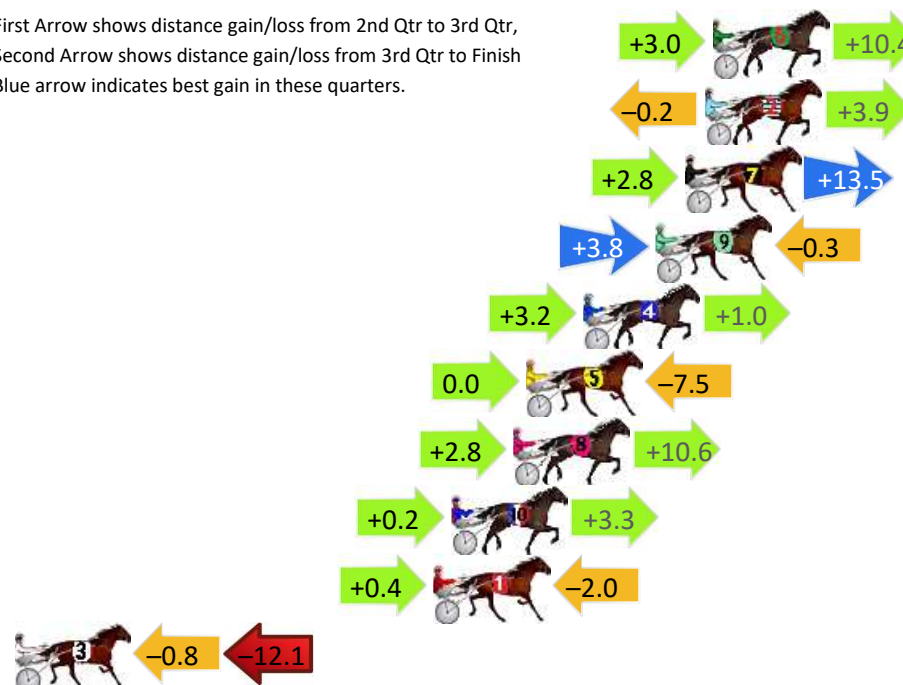
Gross Time: 2:03.20 MileRate: 1:54.00 LeadTime: 8.50s First Qtr: 27.50s Second Qtr: 30.50s Third Qtr: 28.50s Fourth Qtr: 28.20s

DATA TABLE: 800 / 400 Posi's are position from leader and (how wide the horse was at that position)

NoHorse	Plc	Mar	800 Posi	400 Posi	Time	3rd Qtr	4th Qt
6 Yukon Be Serious	1	0.0m	13.4m (1)	10.4m (1)	2:03.20	28.28s	27.47s
2 Kimcando	2	0.3m	4.0m (0)	4.2m (0)	2:03.22	28.51s	27.93s
7 Payroll	3	1.1m	17.4m (1)	14.6m (1)	2:03.28	28.30s	27.25s
9 Exclusive Hustler	4	2.3m	5.8m (2)	2.0m (1)	2:03.37	28.23s	28.22s
4 Bolanalong	5	5.2m	9.4m (1)	6.2m (1)	2:03.59	28.27s	28.13s
5 Lachies Ideal	6	7.5m	0.0m (0)	0.0m (0)	2:03.76	28.50s	28.73s
8 Treacherous Belle	7	8.0m	21.4m (1)	18.6m (1)	2:03.79	28.30s	27.46s
10 Ava Leanne	8	10.5m	14.0m (0)	13.8m (0)	2:03.98	28.48s	27.97s
1 Chrissy Eve	9	11.2m	9.6m (0)	9.2m (0)	2:04.03	28.47s	28.34s
3 Ole Chester	10	31.5m	18.6m (0)	19.4m (0)	2:05.53	28.56s	29.05s

Finish Position and metres gained

First Arrow shows distance gain/loss from 2nd Qtr to 3rd Qtr, Second Arrow shows distance gain/loss from 3rd Qtr to Finish Blue arrow indicates best gain in these quarters.



Wagga Riverina Race 5 Distance 1740m

Friday, 27 June 2025

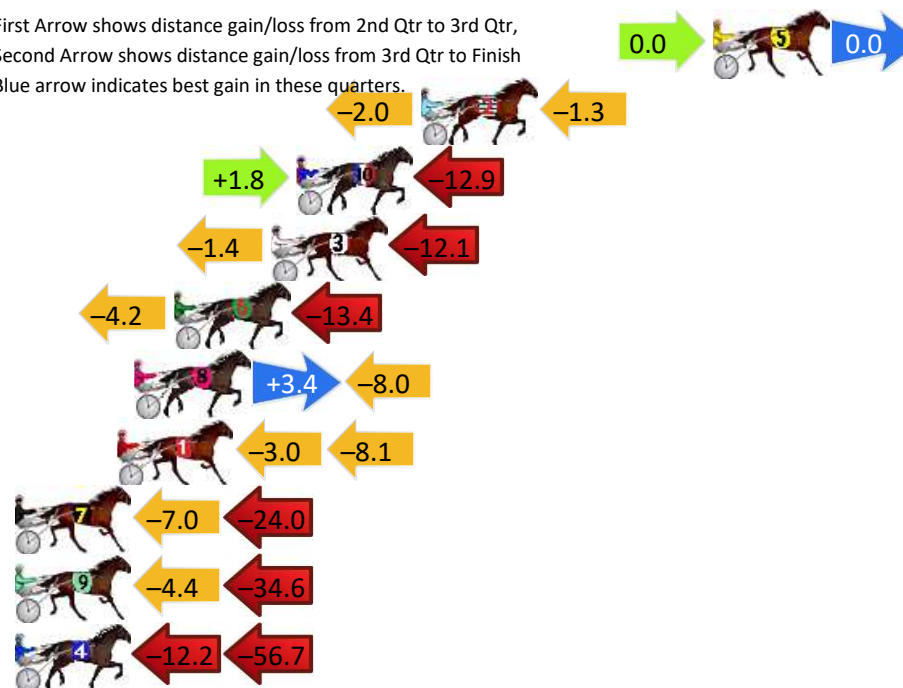
Gross Time: 2:02.10 MileRate: 1:52.90 LeadTime: 8.60s First Qtr: 28.30s Second Qtr: 30.00s Third Qtr: 27.20s Fourth Qtr: 28.00s

DATA TABLE: 800 / 400 Posi's are position from leader and (how wide the horse was at that position)


NoHorse	Plc	Mar	800 Posi	400 Posi	Time	3rd Qtr	4th Qt
5 Our Triple Major	1	0.0m	0.0m (0)	0.0m (0)	2:02.10	27.20s	28.00s
2 Miki Loch	2	11.7m	8.4m (0)	10.4m (0)	2:02.96	27.34s	28.09s
10 Fear The Pain	3	16.7m	5.6m (2)	3.8m (1)	2:03.33	27.06s	28.90s
3 Hooklineandsinker	4	17.7m	4.2m (0)	5.6m (0)	2:03.40	27.28s	28.84s
6 Fear The Power	5	21.6m	4.0m (1)	8.2m (1)	2:03.69	27.47s	28.93s
8 Playing For Keeps	6	23.2m	18.6m (1)	15.2m (1)	2:03.81	26.96s	28.56s
1 Jilliby Ryder	7	23.9m	12.8m (0)	15.8m (0)	2:03.86	27.40s	28.56s
7 Ideal Andy	8	45.6m	14.6m (1)	21.6m (2)	2:05.46	27.66s	29.67s
9 Sandys Ideal	9	56.2m	17.2m (0)	21.6m (0)	2:06.24	27.47s	30.41s
4 Wamboyne Machete	10	77.1m	8.2m (1)	20.4m (1)	2:07.78	27.98s	31.95s

Finish Position and metres gained

First Arrow shows distance gain/loss from 2nd Qtr to 3rd Qtr,
Second Arrow shows distance gain/loss from 3rd Qtr to Finish
Blue arrow indicates best gain in these quarters.



Visual positions in race at 2nd Quarter



Visual positions in race at 3rd Quarter

Wagga Riverina Race 6 Distance 2270m

Friday, 27 June 2025


Gross Time: 2:42.80 MileRate: 1:55.40 LeadTime: 47.60s First Qtr: 29.70s Second Qtr: 30.00s Third Qtr: 28.10s Fourth Qtr: 27.40s

DATA TABLE: 800 / 400 Posi's are position from leader and (how wide the horse was at that position)

No	Horse	Plc	Mar	800 Posi	400 Posi	Time	3rd Qtr	4th Qt
3	Onyx Shard	1	0.0m	0.0m (0)	0.0m (0)	2:42.80	28.10s	27.40s
7	Tukaha	2	3.1m	15.4m (1)	2.8m (2)	2:43.02	27.23s	27.42s
5	Ohoka Nico	3	12.8m	7.2m (1)	7.0m (2)	2:43.72	28.09s	27.80s
8	Teddy Feels Good	4	13.4m	16.4m (0)	12.8m (2)	2:43.77	27.85s	27.44s
1	Keayang Blue Jeans	5	20.9m	4.2m (0)	6.0m (0)	2:44.31	28.24s	28.41s
9	Bulletin	6	21.0m	8.4m (0)	10.0m (0)	2:44.31	28.22s	28.15s
2	Braebeach	7	24.4m	11.4m (1)	12.4m (1)	2:44.56	28.18s	28.22s
4	The Talk	8	26.4m	12.4m (0)	14.8m (0)	2:44.70	28.28s	28.19s
6	Guaranteed End	9	37.4m	3.2m (1)	4.6m (1)	2:45.50	28.23s	29.63s

Finish Position and metres gained

First Arrow shows distance gain/loss from 2nd Qtr to 3rd Qtr,
Second Arrow shows distance gain/loss from 3rd Qtr to Finish
Blue arrow indicates best gain in these quarters.



800

Visual positions in race at 2nd Quarter



400

Visual positions in race at 3rd Quarter



Powered by



Harness Analyser

Sectional Analysis Software

Not just form | Free Trial

www.facebook.com/PJHarnessRacing



RISE Digital, Harness Racing Australia nor the provider accepts any responsibility for the completeness or accuracy of any of the information contained herein, and makes no representations about its suitability for any particular purpose. Users should make their own judgements about those matters and/or seek independent advice. You assume all risks associated with use of data provided on this page

Wagga Riverina Race 7 Distance 1740m

Friday, 27 June 2025

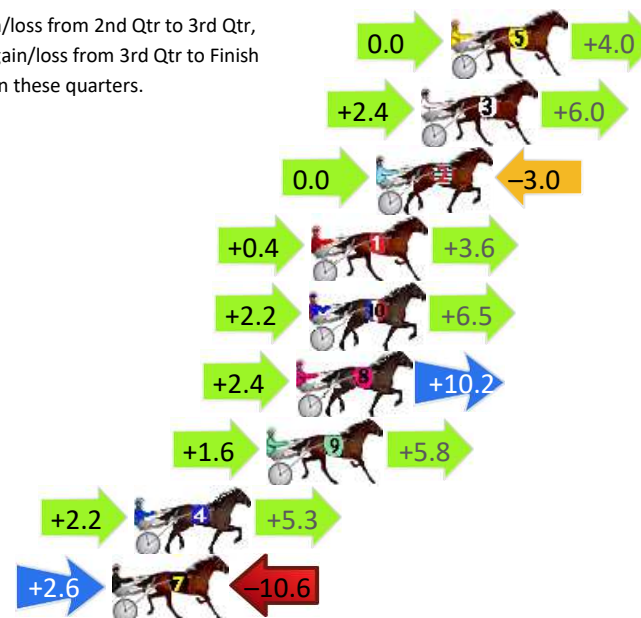
Gross Time: 2:02.80 MileRate: 1:53.60 LeadTime: 8.40s First Qtr: 29.70s Second Qtr: 30.00s Third Qtr: 27.50s Fourth Qtr: 27.20s

DATA TABLE: 800 / 400 Posi's are position from leader and (how wide the horse was at that position)

No	Horse	Plc	Mar	800 Posi	400 Posi	Time	3rd Qtr	4th Qt
5	More Gooda	1	0.0m	4.0m (0)	4.0m (0)	2:02.80	27.50s	26.93s
3	Miki Be Good	2	1.2m	9.6m (1)	7.2m (1)	2:02.89	27.33s	26.79s
2	Cinematic	3	3.0m	0.0m (0)	0.0m (0)	2:03.01	27.50s	27.40s
1	Aromet Girl	4	5.6m	9.6m (0)	9.2m (0)	2:03.20	27.47s	26.96s
10	Messerati	5	5.7m	14.4m (1)	12.2m (1)	2:03.21	27.35s	26.76s
8	Tizzy Lizzie	6	6.2m	18.8m (1)	16.4m (1)	2:03.24	27.33s	26.51s
9	Skittle Bomb	7	7.4m	14.8m (0)	13.2m (0)	2:03.33	27.39s	26.81s
4	The Greek General	8	12.7m	20.2m (0)	18.0m (0)	2:03.71	27.35s	26.84s
7	Captain Tom	9	13.6m	5.6m (1)	3.0m (1)	2:03.77	27.33s	27.92s

Finish Position and metres gained

First Arrow shows distance gain/loss from 2nd Qtr to 3rd Qtr,
Second Arrow shows distance gain/loss from 3rd Qtr to Finish
Blue arrow indicates best gain in these quarters.



800

Visual positions in race at 2nd Quarter



400

Visual positions in race at 3rd Quarter



Powered by



Harness Analyser

Sectional Analysis Software

Not just form | Free Trial

www.facebook.com/PJHarnessRacing



RISE Digital, Harness Racing Australia nor the provider accepts any responsibility for the completeness or accuracy of any of the information contained herein, and makes no representations about its suitability for any particular purpose. Users should make their own judgements about those matters and/or seek independent advice. You assume all risks associated with use of data provided on this page

Wagga Riverina Race 8 Distance 1740m

Friday, 27 June 2025


Gross Time: 2:03.50 MileRate: 1:54.20 LeadTime: 8.50s First Qtr: 27.70s Second Qtr: 29.60s Third Qtr: 28.60s Fourth Qtr: 29.10s

DATA TABLE: 800 / 400 Posi's are position from leader and (how wide the horse was at that position)

No	Horse	Plc	Mar	800 Posi	400 Posi	Time	3rd Qtr	4th Qt
1	Backwards First	1	0.0m	0.0m (0)	0.0m (0)	2:03.50	28.60s	29.10s
11	Heavenly Reason	2	6.5m	14.0m (0)	15.4m (0)	2:04.00	28.71s	28.46s
7	She Haunts Em	3	7.8m	20.2m (0)	19.8m (0)	2:04.10	28.58s	28.23s
9	Wills Way	4	8.4m	4.6m (0)	7.2m (0)	2:04.14	28.79s	29.19s
3	Smokin Pocket	5	14.8m	12.8m (1)	16.2m (1)	2:04.63	28.84s	29.00s
5	Smokeshow	6	15.1m	21.2m (1)	22.0m (3)	2:04.65	28.66s	28.60s
4	Explosive Bronski	7	15.7m	8.6m (1)	10.8m (2)	2:04.70	28.75s	29.45s
2	Kowhai Blaze	8	48.9m	17.0m (1)	18.6m (2)	2:07.23	28.70s	31.29s
6	Alabama Lioness	9	60.0m	4.6m (1)	12.0m (1)	2:08.08	29.10s	32.57s
10	Donnie Mac	10	79.5m	9.0m (0)	11.2m (0)	2:09.57	28.72s	34.04s

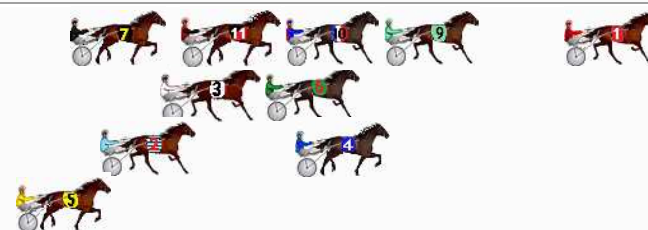
Finish Position and metres gained

First Arrow shows distance gain/loss from 2nd Qtr to 3rd Qtr,
Second Arrow shows distance gain/loss from 3rd Qtr to Finish
Blue arrow indicates best gain in these quarters.



800

Visual positions in race at 2nd Quarter



400

Visual positions in race at 3rd Quarter