

Menangle Race 1 Distance 2300m

Saturday, 28 June 2025



Gross Time: 2:43.60 MileRate: 1:54.40 LeadTime: 48.40s First Qtr: 30.20s Second Qtr: 29.40s Third Qtr: 28.00s Fourth Qtr: 27.60s

DATA TABLE: 800 / 400 Posi's are position from leader and (how wide the horse was at that position)

No	Horse	Plc	Mar	800 Posi	400 Posi	Time	3rd Qtr	4th Qt
5	Soho Spectre	1	0.0m	20.0m (2)	8.6m (1)	2:43.60	27.21s	27.01s
4	Glitter Aint Gold	2	0.1m	18.2m (1)	18.2m (1)	2:43.61	27.99s	26.36s
7	Our Luciano	3	3.4m	24.0m (2)	13.2m (1)	2:43.85	27.25s	26.93s
2	Ooga Chaka	4	5.4m	12.8m (0)	12.6m (0)	2:43.99	27.98s	27.11s
9	Ravishing Sloy	5	6.9m	0.0m (0)	0.0m (0)	2:44.10	28.00s	28.07s
3	Franco Tyson	6	8.0m	8.8m (0)	8.6m (0)	2:44.18	27.99s	27.56s
1	Dance And Deliver	7	11.5m	15.2m (2)	4.6m (1)	2:44.44	27.27s	28.07s
10	Montalbano	8	12.9m	4.4m (0)	4.0m (0)	2:44.54	27.98s	28.21s
6	Unfazed	9	15.7m	27.2m (1)	21.4m (2)	2:44.74	27.60s	27.21s
8	Pitch Perfect	10	18.5m	21.2m (0)	24.0m (0)	2:44.94	28.19s	27.22s


Finish Position and metres gained

First Arrow shows distance gain/loss from 2nd Qtr to 3rd Qtr, Second Arrow shows distance gain/loss from 3rd Qtr to Finish Blue arrow indicates best gain in these quarters.



Visual positions in race at 2nd Quarter

800



Visual positions in race at 3rd Quarter

400



Powered by



Harness Analyser

Sectional Analysis Software

Not just form | Free Trial

www.facebook.com/PJHarnessRacing



RISE Digital, Harness Racing Australia nor the provider accepts any responsibility for the completeness or accuracy of any of the information contained herein, and makes no representations about its suitability for any particular purpose. Users should make their own judgements about those matters and/or seek independent advice. You assume all risks associated with use of data provided on this page

Menangle Race 2 Distance 2300m

Saturday, 28 June 2025


Gross Time: 2:44.70 MileRate: 1:55.20 LeadTime: 49.30s First Qtr: 31.10s Second Qtr: 28.90s Third Qtr: 27.70s Fourth Qtr: 27.70s

DATA TABLE: 800 / 400 Posi's are position from leader and (how wide the horse was at that position)

No	Horse	Plc	Mar	800 Posi	400 Posi	Time	3rd Qtr	4th Qt
3	Hugo Maguire	1	0.0m	0.0m (0)	0.0m (0)	2:44.70	27.70s	27.70s
2	Alta Sierra	2	1.3m	8.6m (0)	9.6m (0)	2:44.79	27.77s	27.13s
6	Guilty Party	3	1.6m	7.2m (1)	5.8m (1)	2:44.82	27.60s	27.41s
1	Montefiore	4	2.0m	4.2m (0)	4.4m (0)	2:44.85	27.71s	27.53s
5	Diamond Eclipse	5	5.7m	11.2m (1)	11.4m (1)	2:45.12	27.71s	27.31s
4	Kairaki Delight	6	5.9m	12.6m (0)	14.0m (0)	2:45.13	27.80s	27.14s
8	The Metal Flyer	7	7.6m	16.6m (0)	18.2m (0)	2:45.25	27.81s	26.97s
9	Fashion Icon	8	9.6m	3.2m (1)	1.8m (1)	2:45.40	27.60s	28.24s
10	Has The Courage	9	14.3m	15.0m (1)	16.4m (1)	2:45.74	27.80s	27.56s
7	Foxy Dada	10	17.2m	19.2m (1)	20.6m (1)	2:45.95	27.80s	27.47s

Finish Position and metres gained

First Arrow shows distance gain/loss from 2nd Qtr to 3rd Qtr,
Second Arrow shows distance gain/loss from 3rd Qtr to Finish
Blue arrow indicates best gain in these quarters.



800

Visual positions in race at 2nd Quarter



400

Visual positions in race at 3rd Quarter



Powered by



Harness Analyser

Sectional Analysis Software

Not just form | Free Trial

www.facebook.com/PJHarnessRacing



RISE Digital, Harness Racing Australia nor the provider accepts any responsibility for the completeness or accuracy of any of the information contained herein, and makes no representations about its suitability for any particular purpose. Users should make their own judgements about those matters and/or seek independent advice. You assume all risks associated with use of data provided on this page

Menangle Race 3 Distance 1609m

Saturday, 28 June 2025


Gross Time: 1:50.00 MileRate: 1:50.00 LeadTime: 0.00s First Qtr: 26.40s Second Qtr: 29.60s Third Qtr: 27.40s Fourth Qtr: 26.60s

DATA TABLE: 800 / 400 Posi's are position from leader and (how wide the horse was at that position)

No	Horse	Plc	Mar	800 Posi	400 Posi	Time	3rd Qtr	4th Qt
6	Lux Aeterna	1	0.0m	0.0m (0)	0.0m (0)	1:50.00	27.40s	26.60s
5	Jiliby Fabio	2	14.2m	4.4m (0)	5.4m (0)	1:51.00	27.48s	27.18s
4	Bandit Eyes	3	24.2m	12.4m (1)	18.8m (2)	1:51.70	27.83s	26.96s
1	Nitro Danny	4	26.6m	8.8m (0)	14.2m (0)	1:51.87	27.77s	27.42s
3	Our George Boston	5	29.1m	8.2m (1)	14.8m (2)	1:52.04	27.86s	27.55s
2	Flo Ryda	6	29.6m	12.8m (0)	18.4m (0)	1:52.08	27.79s	27.34s
9	Bara Riley	7	30.0m	16.8m (0)	22.4m (0)	1:52.10	27.78s	27.10s
7	Merrywood Tony	8	36.4m	17.0m (1)	23.8m (2)	1:52.55	27.87s	27.43s
8	Lochinvar Jag	9	38.9m	4.0m (1)	13.8m (1)	1:52.73	28.08s	28.26s
10	Still Rollin	10	42.5m	21.8m (1)	27.2m (3)	1:52.98	27.78s	27.61s

Finish Position and metres gained

First Arrow shows distance gain/loss from 2nd Qtr to 3rd Qtr,
Second Arrow shows distance gain/loss from 3rd Qtr to Finish
Blue arrow indicates best gain in these quarters.



800

Visual positions in race at 2nd Quarter



400

Visual positions in race at 3rd Quarter



Powered by



Harness Analyser

Sectional Analysis Software

Not just form | Free Trial

www.facebook.com/PJHarnessRacing



RISE Digital, Harness Racing Australia nor the provider accepts any responsibility for the completeness or accuracy of any of the information contained herein, and makes no representations about its suitability for any particular purpose. Users should make their own judgements about those matters and/or seek independent advice. You assume all risks associated with use of data provided on this page

Menangle Race 4 Distance 1609m

Saturday, 28 June 2025


Gross Time: 1:51.10 MileRate: 1:51.10 LeadTime: 0.00s First Qtr: 26.60s Second Qtr: 28.80s Third Qtr: 27.90s Fourth Qtr: 27.80s

DATA TABLE: 800 / 400 Posi's are position from leader and (how wide the horse was at that position)

NoHorse	Plc	Mar	800 Posi	400 Posi	Time	3rd Qtr	4th Qt
6 Missaudacious	1	0.0m	8.4m (0)	8.8m (0)	1:51.10	27.93s	27.19s
10 My Crackling Rosie	2	1.7m	9.0m (1)	5.0m (1)	1:51.22	27.62s	27.57s
5 Zenxena	3	3.7m	17.4m (1)	13.2m (1)	1:51.37	27.61s	27.14s
11 Ever Art	4	3.9m	4.6m (1)	0.8m (1)	1:51.39	27.64s	28.01s
9 Carrera Sunset	5	5.1m	0.0m (0)	0.0m (0)	1:51.47	27.90s	28.15s
4 Whilemena Rita	6	6.9m	16.6m (0)	17.0m (0)	1:51.60	27.93s	27.10s
1 Precise	7	10.6m	12.6m (0)	13.0m (0)	1:51.87	27.93s	27.63s
8 Boulevardofdreams	8	11.1m	4.0m (0)	4.8m (0)	1:51.91	27.96s	28.24s
3 Eye Can Try	9	14.5m	13.2m (1)	9.0m (1)	1:52.16	27.61s	28.18s
2 Lullaby	10	25.9m	22.0m (0)	24.2m (0)	1:52.99	28.05s	27.92s

Finish Position and metres gained

First Arrow shows distance gain/loss from 2nd Qtr to 3rd Qtr,
Second Arrow shows distance gain/loss from 3rd Qtr to Finish
Blue arrow indicates best gain in these quarters.



800

Visual positions in race at 2nd Quarter



400

Visual positions in race at 3rd Quarter



Powered by



Harness Analyser

Sectional Analysis Software

Not just form | Free Trial

www.facebook.com/PJHarnessRacing



RISE Digital, Harness Racing Australia nor the provider accepts any responsibility for the completeness or accuracy of any of the information contained herein, and makes no representations about its suitability for any particular purpose. Users should make their own judgements about those matters and/or seek independent advice. You assume all risks associated with use of data provided on this page

Menangle Race 5 Distance 2300m

Saturday, 28 June 2025


Gross Time: 2:43.10 MileRate: 1:54.10 LeadTime: 48.60s First Qtr: 28.50s Second Qtr: 30.60s Third Qtr: 28.00s Fourth Qtr: 27.40s

DATA TABLE: 800 / 400 Posi's are position from leader and (how wide the horse was at that position)

No	Horse	Plc	Mar	800 Posi	400 Posi	Time	3rd Qtr	4th Qt
7	Ubetcha Tigerpie	1	0.0m	14.2m (1)	13.8m (2)	2:43.10	27.96s	26.46s
10	Nyack	2	0.3m	18.2m (1)	18.0m (2)	2:43.12	27.97s	26.19s
1	Horn Player	3	1.8m	4.2m (0)	4.0m (0)	2:43.23	27.98s	27.25s
6	Major Perry	4	3.1m	17.0m (0)	17.4m (1)	2:43.32	28.02s	26.43s
8	Master Catch	5	17.2m	10.2m (1)	9.8m (1)	2:44.34	27.98s	27.90s
5	Dom Toretto	6	18.9m	8.4m (0)	8.8m (0)	2:44.46	28.04s	28.09s
11	Kingmaker	7	19.2m	5.4m (1)	0.8m (1)	2:44.48	27.70s	28.65s
2	Roclea Image	8	19.8m	13.0m (0)	12.8m (0)	2:44.53	27.99s	27.88s
9	Rock N Roll Doo	9	21.1m	0.0m (0)	0.0m (0)	2:44.62	28.02s	28.84s

Finish Position and metres gained

First Arrow shows distance gain/loss from 2nd Qtr to 3rd Qtr,
Second Arrow shows distance gain/loss from 3rd Qtr to Finish
Blue arrow indicates best gain in these quarters.



800

Visual positions in race at 2nd Quarter



400

Visual positions in race at 3rd Quarter



Powered by



Harness Analyser

Sectional Analysis Software

Not just form | Free Trial

www.facebook.com/PJHarnessRacing



RISE Digital, Harness Racing Australia nor the provider accepts any responsibility for the completeness or accuracy of any of the information contained herein, and makes no representations about its suitability for any particular purpose. Users should make their own judgements about those matters and/or seek independent advice. You assume all risks associated with use of data provided on this page

Menangle Race 6 Distance 2300m

Saturday, 28 June 2025


Gross Time: 2:46.40 MileRate: 1:56.40 LeadTime: 48.60s First Qtr: 31.60s Second Qtr: 29.90s Third Qtr: 28.80s Fourth Qtr: 27.50s

DATA TABLE: 800 / 400 Posi's are position from leader and (how wide the horse was at that position)

No	Horse	Plc	Mar	800 Posi	400 Posi	Time	3rd Qtr	4th Qt
10	Ardens Ace	1	0.0m	0.0m (0)	0.0m (0)	2:46.40	28.80s	27.50s
1	Donegal Luther	2	1.7m	4.2m (0)	4.4m (0)	2:46.52	28.81s	27.32s
2	Outside Fighter	3	3.7m	8.4m (0)	8.4m (0)	2:46.67	28.79s	27.18s
7	Craftmans Charlie	4	3.8m	6.6m (1)	6.0m (2)	2:46.67	28.75s	27.35s
9	Roll Up	5	4.0m	22.8m (1)	11.6m (3)	2:46.69	28.00s	26.98s
4	Mick Danger	6	4.0m	12.4m (0)	12.8m (0)	2:46.69	28.81s	26.90s
3	Romanee	7	4.3m	14.6m (1)	15.0m (1)	2:46.71	28.81s	26.77s
6	Captains Catch	8	5.8m	18.8m (1)	6.4m (3)	2:46.82	27.93s	27.46s
8	Van Basten	9	9.4m	10.6m (1)	10.2m (2)	2:47.08	28.77s	27.45s
5	Springfield Affair	10	21.1m	2.4m (1)	2.2m (1)	2:47.93	28.82s	28.79s

Finish Position and metres gained

First Arrow shows distance gain/loss from 2nd Qtr to 3rd Qtr, Second Arrow shows distance gain/loss from 3rd Qtr to Finish Blue arrow indicates best gain in these quarters.



Visual positions in race at 2nd Quarter

800



Visual positions in race at 3rd Quarter

400



Powered by



Harness Analyser

Sectional Analysis Software

Not just form | Free Trial

www.facebook.com/PJHarnessRacing



RISE Digital, Harness Racing Australia nor the provider accepts any responsibility for the completeness or accuracy of any of the information contained herein, and makes no representations about its suitability for any particular purpose. Users should make their own judgements about those matters and/or seek independent advice. You assume all risks associated with use of data provided on this page

Menangle Race 7 Distance 1609m

Saturday, 28 June 2025



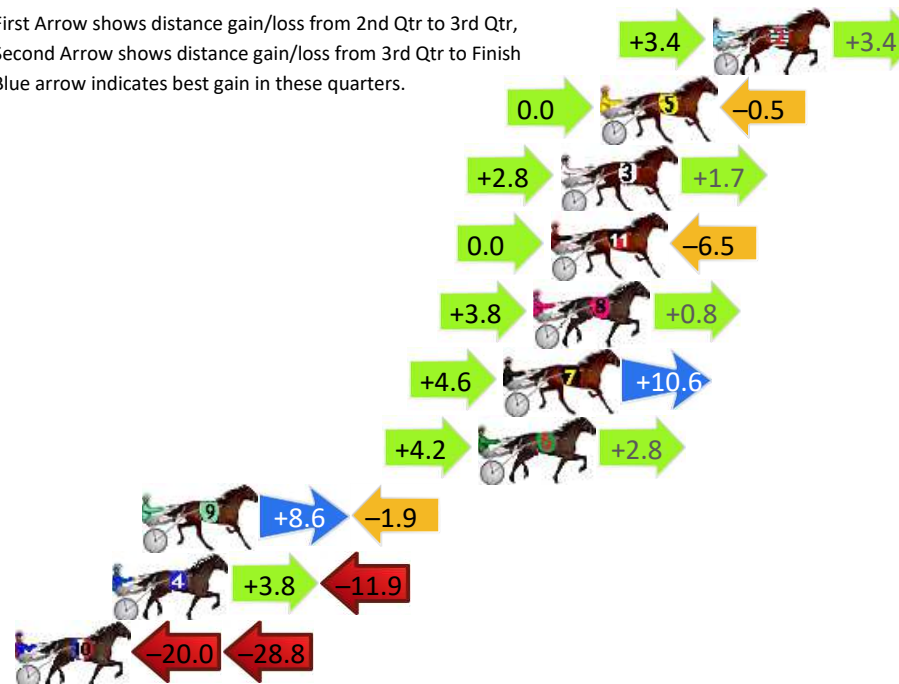
Gross Time: 1:55.30 MileRate: 1:55.30 LeadTime: 0.00s First Qtr: 28.10s Second Qtr: 29.90s Third Qtr: 28.40s Fourth Qtr: 28.90s

DATA TABLE: 800 / 400 Posi's are position from leader and (how wide the horse was at that position)

No	Horse	Plc	Mar	800 Posi	400 Posi	Time	3rd Qtr	4th Qt
2	Macho Man	1	0.0m	6.8m (1)	3.4m (1)	1:55.30	28.16s	28.66s
5	Courage Stride	2	4.5m	4.0m (0)	4.0m (0)	1:55.64	28.40s	28.94s
3	Oh Nova Love	3	6.1m	10.6m (0)	7.8m (0)	1:55.76	28.20s	28.78s
11	Top Of The Moment	4	6.5m	0.0m (0)	0.0m (0)	1:55.79	28.40s	29.37s
8	Speedy Lover	5	7.2m	11.8m (1)	8.0m (1)	1:55.85	28.13s	28.84s
7	Rakero Blaze	6	8.4m	23.6m (1)	19.0m (1)	1:55.94	28.08s	28.14s
6	Sunny Gee	7	9.4m	16.4m (1)	12.2m (1)	1:56.01	28.10s	28.70s
9	Leaf Stride	8	22.9m	29.6m (1)	21.0m (0)	1:57.04	27.79s	29.04s
4	G O A T	9	24.1m	16.0m (0)	12.2m (0)	1:57.13	28.12s	29.75s
10	Valtino	10	108.8m	60.0m (0)	80.0m (0)	2:03.55	29.81s	30.97s

Finish Position and metres gained

First Arrow shows distance gain/loss from 2nd Qtr to 3rd Qtr,
Second Arrow shows distance gain/loss from 3rd Qtr to Finish
Blue arrow indicates best gain in these quarters.



Menangle Race 8 Distance 1609m

Saturday, 28 June 2025

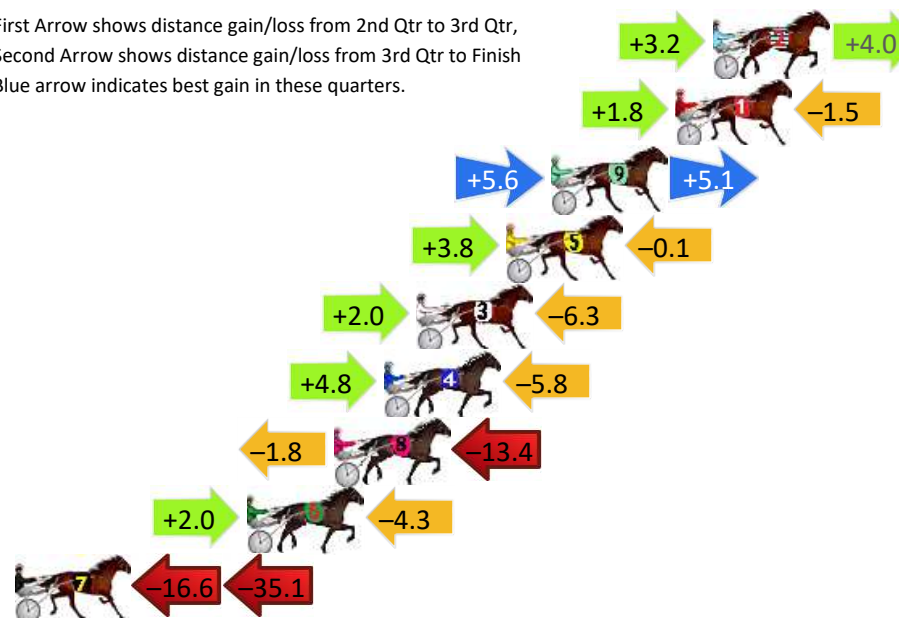
Gross Time: 1:52.80 MileRate: 1:52.80 LeadTime: 0.00s First Qtr: 27.70s Second Qtr: 29.80s Third Qtr: 27.40s Fourth Qtr: 27.90s

DATA TABLE: 800 / 400 Posi's are position from leader and (how wide the horse was at that position)

No	Horse	Plc	Mar	800 Posi	400 Posi	Time	3rd Qtr	4th Qt
2	Namaka	1	0.0m	7.2m (0)	4.0m (0)	1:52.80	27.18s	27.62s
1	Gunna Reload	2	1.5m	1.8m (0)	0.0m (0)	1:52.91	27.28s	28.00s
9	Dance With Carmer	3	6.5m	17.2m (0)	11.6m (1)	1:53.28	27.02s	27.55s
5	Petes Crunch Time	4	8.3m	12.0m (0)	8.2m (0)	1:53.41	27.14s	27.91s
3	Soho The Real Deal	5	11.9m	7.6m (1)	5.6m (2)	1:53.67	27.26s	28.34s
4	Party Central	6	13.2m	12.2m (1)	7.4m (3)	1:53.77	27.07s	28.30s
8	Coastal Drive	7	15.2m	0.0m (1)	1.8m (1)	1:53.92	27.52s	28.83s
6	Kasbah	8	18.7m	16.4m (1)	14.4m (2)	1:54.17	27.26s	28.20s
7	Take His Place	9	75.1m	23.4m (1)	40.0m (0)	1:58.31	28.52s	30.33s

Finish Position and metres gained

First Arrow shows distance gain/loss from 2nd Qtr to 3rd Qtr,
Second Arrow shows distance gain/loss from 3rd Qtr to Finish
Blue arrow indicates best gain in these quarters.



Visual positions in race at 2nd Quarter



Visual positions in race at 3rd Quarter



Powered by
PJ Harness Analyser

Sectional Analysis Software
Not just form | Free Trial

www.facebook.com/PJHarnessRacing



RISE Digital, Harness Racing Australia nor the provider accepts any responsibility for the completeness or accuracy of any of the information contained herein, and makes no representations about its suitability for any particular purpose. Users should make their own judgements about those matters and/or seek independent advice. You assume all risks associated with use of data provided on this page