

Bathurst Race 1 Distance 1730m

Wednesday, 2 July 2025


Gross Time: 2:07.70 MileRate: 1:58.80 LeadTime: 8.10s First Qtr: 29.50s Second Qtr: 30.70s Third Qtr: 30.30s Fourth Qtr: 29.10s

DATA TABLE: 800 / 400 Posi's are position from leader and (how wide the horse was at that position)

NoHorse	Plc	Mar	800 Posi	400 Posi	Time	3rd Qtr	4th Qt
4 Mammals Blaze	1	0.0m	2.8m (1)	1.2m (1)	2:07.70	30.18s	29.01s
10 Mother Was A Mudda	2	0.5m	11.0m (1)	10.0m (2)	2:07.74	30.21s	28.41s
6 Ratatattat	3	1.8m	15.2m (1)	14.0m (2)	2:07.84	30.19s	28.22s
2 Elite George	4	2.0m	0.0m (0)	0.0m (0)	2:07.85	30.30s	29.24s
9 Mammals Reason	5	7.2m	12.0m (0)	13.2m (1)	2:08.25	30.38s	28.67s
7 The Samurai	6	14.8m	20.2m (1)	18.6m (2)	2:08.83	30.18s	28.83s
8 Helens Boy	7	19.3m	16.6m (0)	18.4m (1)	2:09.17	30.43s	29.17s
3 Limbo Lottie	8	25.0m	6.8m (1)	6.2m (1)	2:09.61	30.28s	30.46s
1 Evelyns Dragon	9	29.2m	8.0m (0)	9.8m (0)	2:09.93	30.46s	30.50s
5 Marabelle	10	37.1m	4.0m (0)	5.0m (0)	2:10.53	30.42s	31.42s

Finish Position and metres gained

First Arrow shows distance gain/loss from 2nd Qtr to 3rd Qtr, Second Arrow shows distance gain/loss from 3rd Qtr to Finish Blue arrow indicates best gain in these quarters.



800

Visual positions in race at 2nd Quarter



400

Visual positions in race at 3rd Quarter



Powered by



Harness Analyser

Sectional Analysis Software

Not just form | Free Trial

www.facebook.com/PJHarnessRacing



RISE Digital, Harness Racing Australia nor the provider accepts any responsibility for the completeness or accuracy of any of the information contained herein, and makes no representations about its suitability for any particular purpose. Users should make their own judgements about those matters and/or seek independent advice. You assume all risks associated with use of data provided on this page

Bathurst Race 2 Distance 1730m

Wednesday, 2 July 2025



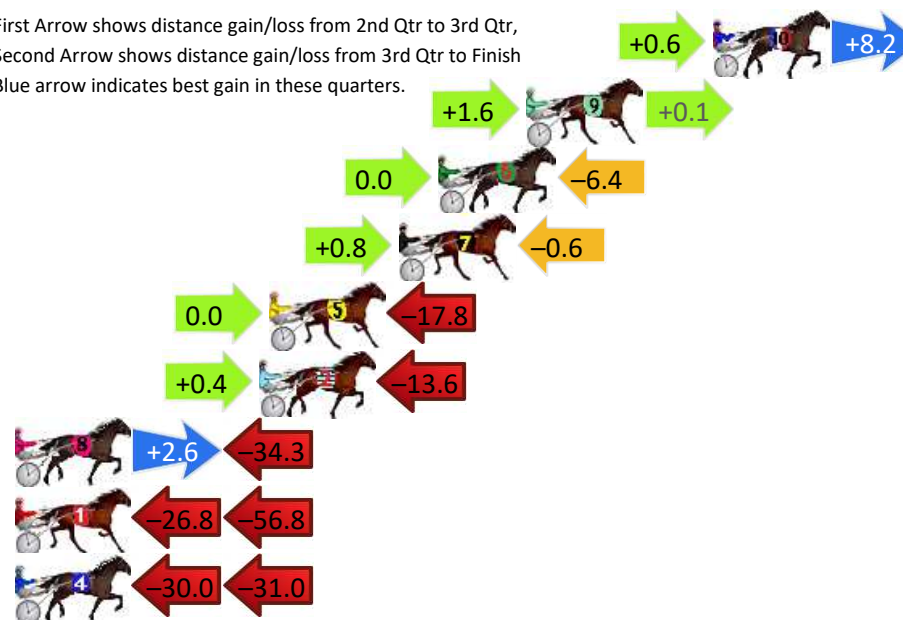
Gross Time: 2:06.90 MileRate: 1:58.10 LeadTime: 8.00s First Qtr: 30.10s Second Qtr: 30.10s Third Qtr: 29.20s Fourth Qtr: 29.50s

DATA TABLE: 800 / 400 Posi's are position from leader and (how wide the horse was at that position)

No	Horse	Plc	Mar	800 Posi	400 Posi	Time	3rd Qtr	4th Qt
10	A True Love	1	0.0m	8.8m (1)	8.2m (3)	2:06.90	29.16s	28.90s
9	Smooth Euro	2	7.5m	9.2m (0)	7.6m (1)	2:07.48	29.08s	29.49s
6	Mysterious Beach	3	11.0m	4.6m (1)	4.6m (2)	2:07.75	29.20s	29.97s
7	Uncle Sporty	4	12.6m	12.8m (1)	12.0m (0)	2:07.87	29.14s	29.54s
5	Stay Foolish	5	17.8m	0.0m (0)	0.0m (0)	2:08.28	29.19s	30.81s
2	Windy Hill Lucy	6	18.2m	5.0m (0)	4.6m (0)	2:08.31	29.17s	30.50s
8	Always A Sam	7	36.5m	4.8m (2)	2.2m (1)	2:09.72	29.00s	32.02s
1	Queenhigh Flush	8	101.8m	18.2m (0)	45.0m (0)	2:14.77	31.13s	33.67s
4	Bellaganoosh	9	191.0m	130.0m (0)	160.0m (0)	2:21.67	31.38s	31.77s

Finish Position and metres gained

First Arrow shows distance gain/loss from 2nd Qtr to 3rd Qtr,
Second Arrow shows distance gain/loss from 3rd Qtr to Finish
Blue arrow indicates best gain in these quarters.



Bathurst Race 3 Distance 2260m

Wednesday, 2 July 2025


Gross Time: 2:47.70 MileRate: 1:59.40 LeadTime: 48.20s First Qtr: 30.40s Second Qtr: 28.80s Third Qtr: 29.60s Fourth Qtr: 30.70s

DATA TABLE: 800 / 400 Posi's are position from leader and (how wide the horse was at that position)

No	Horse	Plc	Mar	800 Posi	400 Posi	Time	3rd Qtr	4th Qt
5	Tulhurst Timmy	1	0.0m	8.4m (1)	7.0m (1)	2:47.70	29.50s	30.17s
3	The Handsome One	2	0.9m	23.0m (1)	4.0m (2)	2:47.77	28.18s	30.46s
9	Chelseas Girl	3	2.2m	8.2m (0)	8.4m (0)	2:47.88	29.62s	30.23s
4	Rock The Nation	4	2.7m	0.0m (0)	0.0m (0)	2:47.92	29.60s	30.91s
1	Uncle Tony	5	3.1m	4.0m (0)	4.0m (0)	2:47.95	29.60s	30.63s
6	Sharper Memory	6	4.7m	17.0m (0)	12.4m (2)	2:48.08	29.27s	30.11s
7	Limbo Lilly	7	11.6m	13.2m (1)	11.4m (1)	2:48.63	29.46s	30.72s
2	Hooked On Winning	8	15.1m	12.6m (0)	12.6m (0)	2:48.91	29.60s	30.89s
10	The Rogue I Am	9	19.5m	3.2m (1)	2.8m (1)	2:49.27	29.55s	31.97s
8	Diamond Bikini	10	52.5m	18.8m (1)	20.8m (0)	2:51.92	29.71s	33.12s

Finish Position and metres gained

First Arrow shows distance gain/loss from 2nd Qtr to 3rd Qtr, Second Arrow shows distance gain/loss from 3rd Qtr to Finish Blue arrow indicates best gain in these quarters.



Visual positions in race at 2nd Quarter

800



Visual positions in race at 3rd Quarter

400



Powered by



Harness Analyser

Sectional Analysis Software

Not just form | Free Trial

www.facebook.com/PJHarnessRacing



RISE Digital, Harness Racing Australia nor the provider accepts any responsibility for the completeness or accuracy of any of the information contained herein, and makes no representations about its suitability for any particular purpose. Users should make their own judgements about those matters and/or seek independent advice. You assume all risks associated with use of data provided on this page

Bathurst Race 4 Distance 1730m

Wednesday, 2 July 2025


Gross Time: 2:05.30 MileRate: 1:56.60 LeadTime: 8.00s First Qtr: 28.60s Second Qtr: 29.30s Third Qtr: 29.40s Fourth Qtr: 30.00s

DATA TABLE: 800 / 400 Posi's are position from leader and (how wide the horse was at that position)

No	Horse	Plc	Mar	800 Posi	400 Posi	Time	3rd Qtr	4th Qt
8	Bettors Hope	1	0.0m	14.2m (1)	12.4m (1)	2:05.30	29.28s	29.08s
5	Raging Sea	2	0.8m	6.0m (1)	3.2m (2)	2:05.36	29.20s	29.82s
10	Drive To The Beach	3	0.9m	10.0m (1)	7.6m (2)	2:05.37	29.23s	29.50s
3	Scarlett May	4	6.1m	12.6m (0)	12.6m (0)	2:05.78	29.40s	29.52s
6	Im Desirable	5	9.5m	13.6m (2)	5.2m (3)	2:06.05	28.78s	30.32s
7	Rebounder	6	9.9m	17.0m (0)	16.8m (0)	2:06.08	29.39s	29.49s
9	Jayjaybenny	7	13.9m	1.2m (1)	0.8m (1)	2:06.39	29.36s	30.98s
2	Misterfourthousand	8	15.5m	4.4m (0)	4.4m (0)	2:06.52	29.39s	30.83s
1	Lexus Lou	9	20.6m	8.4m (0)	8.8m (0)	2:06.92	29.42s	30.88s
4	Hello I Tea	10	22.4m	0.0m (0)	0.0m (0)	2:07.06	29.38s	31.67s


Finish Position and metres gained

First Arrow shows distance gain/loss from 2nd Qtr to 3rd Qtr,
Second Arrow shows distance gain/loss from 3rd Qtr to Finish
Blue arrow indicates best gain in these quarters.



Visual positions in race at 2nd Quarter

800



Visual positions in race at 3rd Quarter

400



Powered by



Harness Analyser

Sectional Analysis Software

Not just form | Free Trial

www.facebook.com/PJHarnessRacing



RISE Digital, Harness Racing Australia nor the provider accepts any responsibility for the completeness or accuracy of any of the information contained herein, and makes no representations about its suitability for any particular purpose. Users should make their own judgements about those matters and/or seek independent advice. You assume all risks associated with use of data provided on this page

Bathurst Race 5 Distance 1730m

Wednesday, 2 July 2025

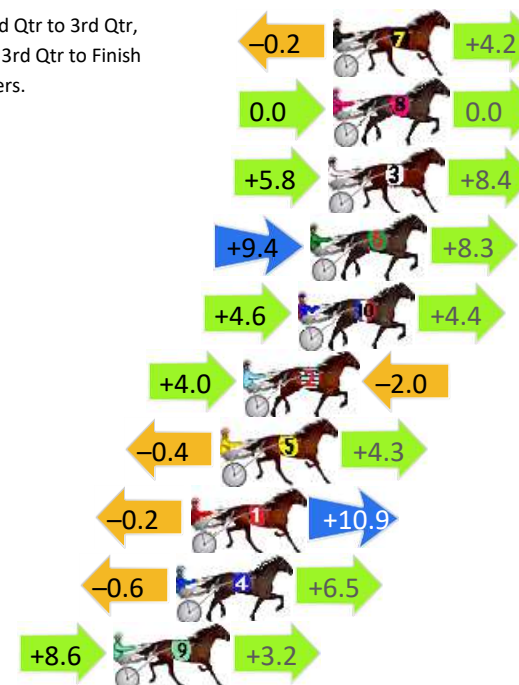
Gross Time: 2:05.80 MileRate: 1:57.00 LeadTime: 9.00s First Qtr: 27.00s Second Qtr: 30.90s Third Qtr: 29.60s Fourth Qtr: 29.30s

DATA TABLE: 800 / 400 Posi's are position from leader and (how wide the horse was at that position)

No	Horse	Plc	Mar	800 Posi	400 Posi	Time	3rd Qtr	4th Qt
7	Saint Veran	1	0.0m	4.0m (0)	4.2m (0)	2:05.80	29.61s	28.99s
8	Windy Hill Tara	1	0.0m	0.0m (0)	0.0m (0)	2:05.80	29.60s	29.30s
3	Pas De Cheval	3	0.2m	14.4m (1)	8.6m (2)	2:05.82	29.17s	28.69s
6	Saint Emilion	4	0.9m	18.6m (1)	9.2m (3)	2:05.87	28.91s	28.70s
10	Hes Chiming	5	1.4m	10.4m (1)	5.8m (1)	2:05.91	29.26s	28.98s
2	Happy Reg	6	3.6m	5.6m (1)	1.6m (1)	2:06.08	29.31s	29.45s
5	Huta	7	4.5m	8.4m (0)	8.8m (0)	2:06.15	29.63s	28.99s
1	Works For Me	8	5.7m	16.4m (0)	16.6m (1)	2:06.24	29.61s	28.51s
4	Bushy Beach	9	6.3m	12.2m (0)	12.8m (0)	2:06.28	29.64s	28.83s
9	Faze Of Glory	10	8.8m	20.6m (0)	12.0m (1)	2:06.48	28.97s	29.07s

Finish Position and metres gained

First Arrow shows distance gain/loss from 2nd Qtr to 3rd Qtr,
Second Arrow shows distance gain/loss from 3rd Qtr to Finish
Blue arrow indicates best gain in these quarters.



800

Visual positions in race at 2nd Quarter



400

Visual positions in race at 3rd Quarter



Powered by



Harness Analyser

Sectional Analysis Software

Not just form | Free Trial

www.facebook.com/PJHarnessRacing



RISE Digital, Harness Racing Australia nor the provider accepts any responsibility for the completeness or accuracy of any of the information contained herein, and makes no representations about its suitability for any particular purpose. Users should make their own judgements about those matters and/or seek independent advice. You assume all risks associated with use of data provided on this page

Bathurst Race 6 Distance 1730m

Wednesday, 2 July 2025


Gross Time: 2:07.40 MileRate: 1:58.60 LeadTime: 7.90s First Qtr: 28.80s Second Qtr: 30.20s Third Qtr: 29.50s Fourth Qtr: 31.00s

DATA TABLE: 800 / 400 Posi's are position from leader and (how wide the horse was at that position)

No	Horse	Plc	Mar	800 Posi	400 Posi	Time	3rd Qtr	4th Qt
8	She Maybe Bettor	1	0.0m	18.4m (1)	17.0m (2)	2:07.40	29.43s	29.69s
7	Tearin Up The Sand	2	3.7m	5.6m (1)	2.2m (1)	2:07.70	29.24s	31.12s
6	Tisbury Rocks	3	5.4m	0.0m (0)	0.0m (0)	2:07.84	29.49s	31.42s
9	Millwood Grace	4	7.6m	14.2m (0)	13.0m (1)	2:08.02	29.42s	30.58s
4	Lucky Zara	5	7.9m	22.8m (0)	20.8m (1)	2:08.04	29.37s	30.01s
3	Satellite Simba	6	8.5m	13.8m (1)	12.8m (2)	2:08.09	29.43s	30.67s
1	Oursweetpog	7	8.9m	9.8m (0)	9.0m (0)	2:08.12	29.44s	30.99s
5	Just Home Grown	8	10.3m	4.6m (0)	4.6m (0)	2:08.23	29.49s	31.44s
10	Rocky Leigh	9	16.7m	18.6m (0)	17.6m (0)	2:08.75	29.43s	30.93s
2	Capitallee	10	20.0m	9.6m (1)	8.8m (1)	2:09.02	29.42s	31.86s

Finish Position and metres gained

First Arrow shows distance gain/loss from 2nd Qtr to 3rd Qtr,
Second Arrow shows distance gain/loss from 3rd Qtr to Finish
Blue arrow indicates best gain in these quarters.



800

Visual positions in race at 2nd Quarter



400

Visual positions in race at 3rd Quarter



Powered by



Harness Analyser

Sectional Analysis Software

Not just form | Free Trial

www.facebook.com/PJHarnessRacing



RISE Digital, Harness Racing Australia nor the provider accepts any responsibility for the completeness or accuracy of any of the information contained herein, and makes no representations about its suitability for any particular purpose. Users should make their own judgements about those matters and/or seek independent advice. You assume all risks associated with use of data provided on this page

Bathurst Race 7 Distance 1730m

Wednesday, 2 July 2025

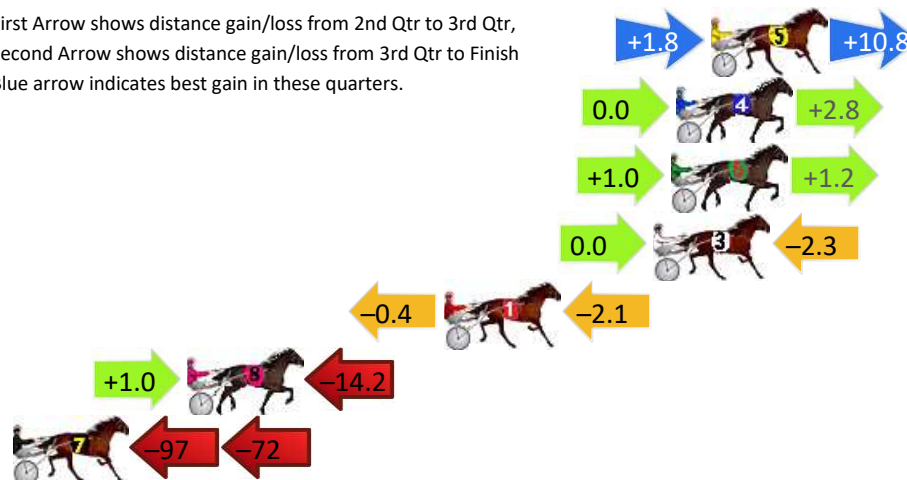
Gross Time: 2:10.40 MileRate: 2:01.30 LeadTime: 8.40s First Qtr: 30.80s Second Qtr: 31.70s Third Qtr: 30.30s Fourth Qtr: 29.20s

DATA TABLE: 800 / 400 Posi's are position from leader and (how wide the horse was at that position)

NoHorse	Plc	Mar	800 Posi	400 Posi	Time	3rd Qtr	4th Qt
5 Thereshevas	1	0.0m	12.6m (1)	10.8m (2)	2:10.40	30.15s	28.42s
4 Cheval Tiger	2	1.4m	4.2m (0)	4.2m (0)	2:10.51	30.30s	29.00s
6 Vinnysgal	3	1.6m	3.8m (1)	2.8m (1)	2:10.52	30.22s	29.11s
3 Geeteeho	4	2.3m	0.0m (0)	0.0m (0)	2:10.58	30.30s	29.37s
1 Always Stormy	5	10.7m	8.2m (0)	8.6m (0)	2:11.22	30.33s	29.35s
8 Aunt Poly	6	21.0m	7.8m (1)	6.8m (1)	2:12.01	30.25s	30.23s
7 Cruiseaway Captain	7	191.7m	23.8m (0)	120.0m (0)	2:25.08	37.51s	34.40s

Finish Position and metres gained

First Arrow shows distance gain/loss from 2nd Qtr to 3rd Qtr,
Second Arrow shows distance gain/loss from 3rd Qtr to Finish
Blue arrow indicates best gain in these quarters.



800

Visual positions in race at 2nd Quarter



400

Visual positions in race at 3rd Quarter



Powered by



Harness Analyser

Sectional Analysis Software

Not just form | Free Trial

www.facebook.com/PJHarnessRacing



RISE Digital, Harness Racing Australia nor the provider accepts any responsibility for the completeness or accuracy of any of the information contained herein, and makes no representations about its suitability for any particular purpose. Users should make their own judgements about those matters and/or seek independent advice. You assume all risks associated with use of data provided on this page

Bathurst Race 8 Distance 1730m

Wednesday, 2 July 2025

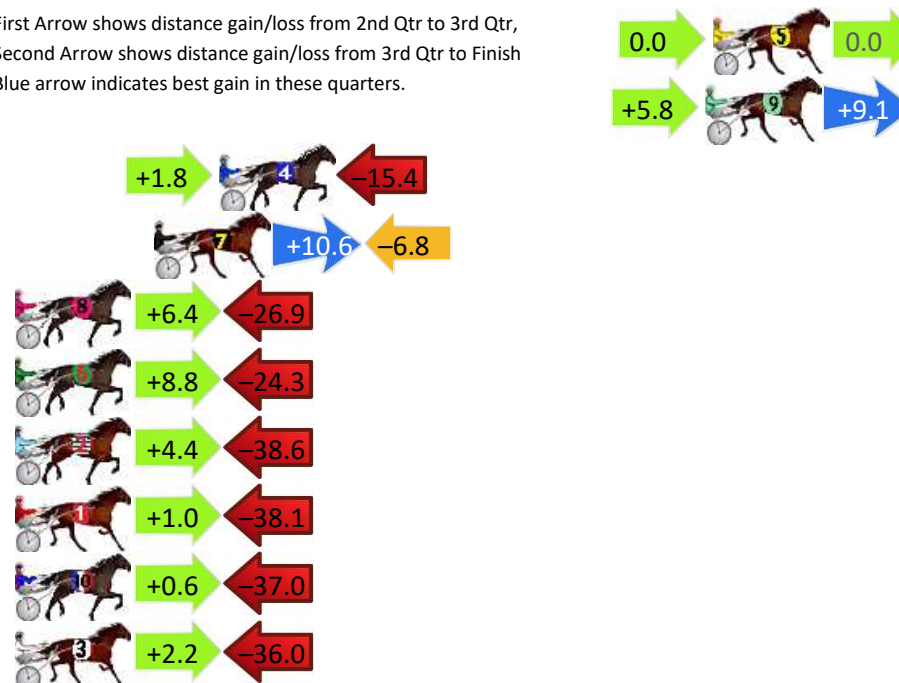
Gross Time: 2:06.60 MileRate: 1:57.80 LeadTime: 8.30s First Qtr: 29.20s Second Qtr: 30.60s Third Qtr: 30.30s Fourth Qtr: 28.20s

DATA TABLE: 800 / 400 Posi's are position from leader and (how wide the horse was at that position)

No	Horse	Plc	Mar	800 Posi	400 Posi	Time	3rd Qtr	4th Qt
5	Papa Joe	1	0.0m	0.0m (0)	0.0m (0)	2:06.60	30.30s	28.20s
9	Princess Ballerina	2	0.3m	15.2m (1)	9.4m (2)	2:06.62	29.85s	27.56s
4	Smoking Shannon	3	19.8m	6.2m (0)	4.4m (0)	2:08.07	30.21s	29.28s
7	Our Big Bee	4	22.4m	26.2m (0)	15.6m (2)	2:08.26	29.55s	28.68s
8	Mygirlvenus	5	40.1m	19.6m (1)	13.2m (1)	2:09.57	29.90s	30.09s
6	My Ultimate Woody	6	41.7m	26.2m (1)	17.4m (1)	2:09.69	29.72s	29.90s
2	Dixie Shannon	7	44.6m	10.4m (1)	6.0m (1)	2:09.91	30.08s	30.91s
1	Elleschance	8	47.5m	10.4m (0)	9.4m (0)	2:10.12	30.33s	30.87s
10	Mondos Reason	9	51.4m	15.0m (0)	14.4m (0)	2:10.41	30.35s	30.79s
3	Calm Reason	10	55.0m	21.2m (0)	19.0m (0)	2:10.68	30.23s	30.72s

Finish Position and metres gained

First Arrow shows distance gain/loss from 2nd Qtr to 3rd Qtr,
Second Arrow shows distance gain/loss from 3rd Qtr to Finish
Blue arrow indicates best gain in these quarters.



Visual positions in race at 2nd Quarter



Visual positions in race at 3rd Quarter