

Menangle Race 1 Distance 1609m

Saturday, 5 July 2025


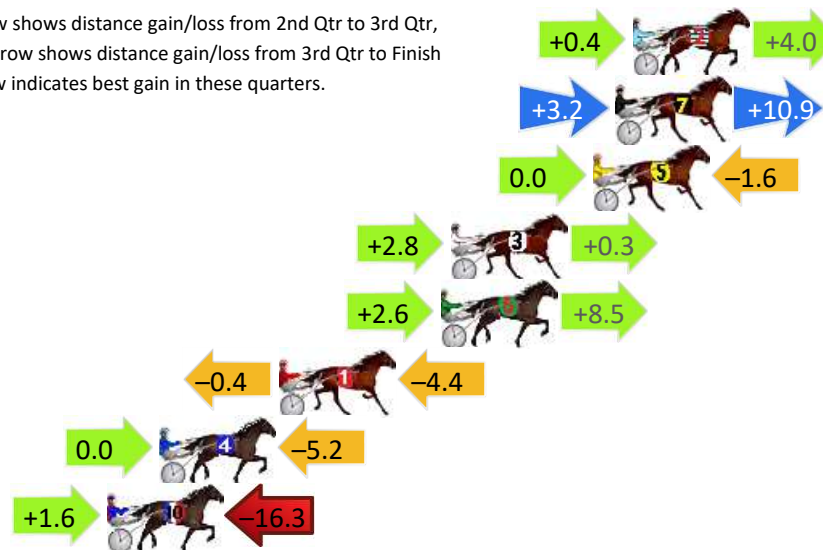
Gross Time: 1:50.10 MileRate: 1:50.10 LeadTime: 0.00s First Qtr: 27.10s Second Qtr: 29.00s Third Qtr: 27.00s Fourth Qtr: 27.00s

DATA TABLE: 800 / 400 Posi's are position from leader and (how wide the horse was at that position)

NoHorse	Plc	Mar	800 Posi	400 Posi	Time	3rd Qtr	4th Qt
2 Miraculous	1	0.0m	4.4m (0)	4.0m (0)	1:50.10	26.97s	26.73s
7 Hy Poactive	2	0.7m	14.8m (1)	11.6m (2)	1:50.15	26.79s	26.27s
5 Double Act	3	1.6m	0.0m (0)	0.0m (0)	1:50.21	27.00s	27.11s
3 Franco Tyson	4	7.3m	10.4m (1)	7.6m (2)	1:50.62	26.81s	26.98s
6 Roclea Image	5	7.7m	18.8m (0)	16.2m (2)	1:50.65	26.83s	26.43s
1 Promising	6	14.2m	9.4m (0)	9.8m (0)	1:51.11	27.03s	27.30s
4 Quiet Storm	7	19.0m	13.8m (0)	13.8m (0)	1:51.45	27.00s	27.35s
10 My Moonlite Dream	8	21.1m	6.4m (1)	4.8m (1)	1:51.60	26.89s	28.09s

Finish Position and metres gained

First Arrow shows distance gain/loss from 2nd Qtr to 3rd Qtr,
Second Arrow shows distance gain/loss from 3rd Qtr to Finish
Blue arrow indicates best gain in these quarters.



Visual positions in race at 2nd Quarter



Visual positions in race at 3rd Quarter

Menangle Race 2 Distance 1609m

Saturday, 5 July 2025


Gross Time: 1:52.20 MileRate: 1:52.20 LeadTime: 0.00s First Qtr: 27.90s Second Qtr: 29.80s Third Qtr: 27.70s Fourth Qtr: 26.80s

DATA TABLE: 800 / 400 Posi's are position from leader and (how wide the horse was at that position)

No	Horse	Plc	Mar	800 Posi	400 Posi	Time	3rd Qtr	4th Qt
6	Still Rollin	1	0.0m	0.0m (0)	0.0m (0)	1:52.20	27.70s	26.80s
2	Flo Ryda	2	10.6m	8.2m (0)	8.2m (0)	1:52.95	27.70s	26.96s
5	Has The Courage	3	11.4m	12.0m (0)	12.2m (0)	1:53.01	27.71s	26.75s
1	Dukes Choice	4	11.6m	4.2m (0)	4.0m (0)	1:53.02	27.69s	27.31s
8	Our George Boston	5	13.9m	9.6m (1)	8.4m (1)	1:53.18	27.62s	27.17s
9	The Metal Flyer	6	19.0m	18.2m (1)	17.2m (1)	1:53.54	27.63s	26.92s
7	Rock Fisherman	7	20.1m	16.4m (0)	16.4m (0)	1:53.62	27.70s	27.05s
3	Mister Manager	8	21.0m	13.8m (1)	12.4m (2)	1:53.68	27.61s	27.37s
11	Kairaki Delight	9	22.0m	22.2m (1)	21.0m (2)	1:53.75	27.62s	26.87s
10	Play It Cool	10	25.9m	5.6m (1)	3.8m (1)	1:54.03	27.60s	28.27s

Finish Position and metres gained

First Arrow shows distance gain/loss from 2nd Qtr to 3rd Qtr,
Second Arrow shows distance gain/loss from 3rd Qtr to Finish
Blue arrow indicates best gain in these quarters.



800

Visual positions in race at 2nd Quarter



400

Visual positions in race at 3rd Quarter



Powered by



Harness Analyser

Sectional Analysis Software

Not just form | Free Trial

www.facebook.com/PJHarnessRacing



RISE Digital, Harness Racing Australia nor the provider accepts any responsibility for the completeness or accuracy of any of the information contained herein, and makes no representations about its suitability for any particular purpose. Users should make their own judgements about those matters and/or seek independent advice. You assume all risks associated with use of data provided on this page

Menangle Race 3 Distance 1609m

Saturday, 5 July 2025


Gross Time: 1:52.10 MileRate: 1:52.10 LeadTime: 0.00s First Qtr: 27.60s Second Qtr: 29.60s Third Qtr: 28.30s Fourth Qtr: 26.60s

DATA TABLE: 800 / 400 Posi's are position from leader and (how wide the horse was at that position)

NoHorse	Plc	Mar	800 Posi	400 Posi	Time	3rd Qtr	4th Qt
6 Craftmans Charlie	1	0.0m	0.0m (0)	0.0m (0)	1:52.10	28.30s	26.60s
3 Sheffield Sparky	2	7.4m	8.4m (0)	9.0m (0)	1:52.62	28.34s	26.49s
4 Dance And Deliver	3	7.5m	14.4m (1)	12.6m (2)	1:52.63	28.17s	26.26s
7 Van Basten	4	7.8m	5.4m (1)	4.6m (2)	1:52.65	28.25s	26.81s
2 Outside Fighter	5	10.4m	9.6m (1)	8.6m (2)	1:52.83	28.24s	26.72s
9 Arggghhh	6	11.6m	23.0m (1)	19.4m (1)	1:52.91	28.04s	26.08s
1 Mr Teddy	7	12.0m	4.4m (0)	5.0m (0)	1:52.94	28.36s	27.06s
8 Roll Up	8	12.8m	1.4m (1)	0.6m (1)	1:53.00	28.27s	27.41s
5 Romanee	9	13.0m	18.8m (1)	15.6m (3)	1:53.01	28.08s	26.43s
10 Pitch Perfect	10	17.5m	13.0m (0)	14.2m (0)	1:53.33	28.39s	26.82s

Finish Position and metres gained

First Arrow shows distance gain/loss from 2nd Qtr to 3rd Qtr,
Second Arrow shows distance gain/loss from 3rd Qtr to Finish
Blue arrow indicates best gain in these quarters.



Visual positions in race at 2nd Quarter

800



Visual positions in race at 3rd Quarter

400



Powered by



Harness Analyser

Sectional Analysis Software

Not just form | Free Trial

www.facebook.com/PJHarnessRacing



RISE Digital, Harness Racing Australia nor the provider accepts any responsibility for the completeness or accuracy of any of the information contained herein, and makes no representations about its suitability for any particular purpose. Users should make their own judgements about those matters and/or seek independent advice. You assume all risks associated with use of data provided on this page

Menangle Race 4 Distance 1609m

Saturday, 5 July 2025

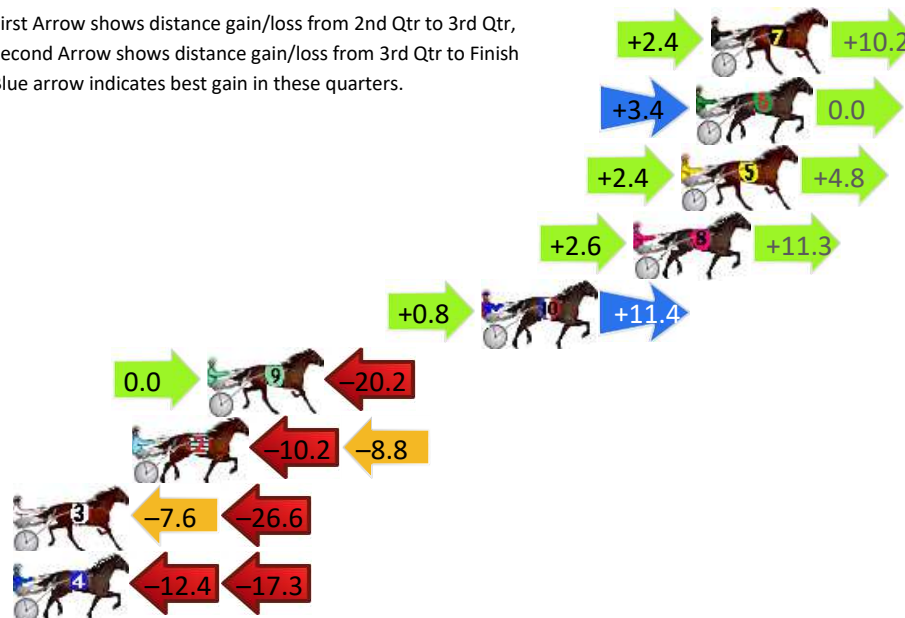
Gross Time: 1:52.40 MileRate: 1:52.40 LeadTime: 0.00s First Qtr: 27.60s Second Qtr: 29.00s Third Qtr: 27.60s Fourth Qtr: 28.20s

DATA TABLE: 800 / 400 Posi's are position from leader and (how wide the horse was at that position)

No	Horse	Plc	Mar	800 Posi	400 Posi	Time	3rd Qtr	4th Qt
7	Nosaer	1	0.0m	12.6m (1)	10.2m (1)	1:52.40	27.44s	27.48s
6	Our Rebel Yell	2	0.6m	4.0m (1)	0.6m (1)	1:52.44	27.36s	28.20s
5	Mitchells Run	3	1.2m	8.4m (1)	6.0m (1)	1:52.49	27.44s	27.86s
8	Karaoke King	4	3.1m	17.0m (1)	14.4m (1)	1:52.63	27.43s	27.41s
10	Cheddar Valley	5	9.2m	21.4m (1)	20.6m (1)	1:53.08	27.55s	27.40s
9	Artemis Mission	6	20.2m	0.0m (1)	0.0m (0)	1:53.90	27.58s	29.62s
2	Backwards First	7	23.2m	4.2m (0)	14.4m (0)	1:54.12	28.30s	28.82s
3	Mammals Riddle	8	34.4m	0.2m (0)	7.8m (0)	1:54.95	28.11s	30.06s
4	Heavenly Reason	9	38.3m	8.6m (0)	21.0m (0)	1:55.24	28.45s	29.41s

Finish Position and metres gained

First Arrow shows distance gain/loss from 2nd Qtr to 3rd Qtr,
Second Arrow shows distance gain/loss from 3rd Qtr to Finish
Blue arrow indicates best gain in these quarters.



Visual positions in race at 2nd Quarter



Visual positions in race at 3rd Quarter

Menangle Race 5 Distance 1609m

Saturday, 5 July 2025




Gross Time: 1:51.20 MileRate: 1:51.20 LeadTime: 0.00s First Qtr: 26.60s Second Qtr: 29.70s Third Qtr: 27.70s Fourth Qtr: 27.20s

DATA TABLE: 800 / 400 Posi's are position from leader and (how wide the horse was at that position)

No	Horse	Plc	Mar	800 Posi	400 Posi	Time	3rd Qtr	4th Qt
2	Montalbano	1	0.0m	8.2m (0)	8.4m (0)	1:51.20	27.71s	26.63s
3	No Heart Throb	2	0.9m	0.0m (0)	0.0m (0)	1:51.26	27.70s	27.26s
1	Horn Player	3	2.4m	4.0m (0)	4.4m (0)	1:51.37	27.73s	27.06s
7	Ubetcha Tigerpie	4	4.3m	26.0m (0)	20.4m (1)	1:51.51	27.31s	26.11s
8	Tay Tay	5	6.1m	30.2m (0)	24.8m (1)	1:51.64	27.32s	25.94s
5	Ardens Ace	6	6.4m	17.0m (0)	17.2m (0)	1:51.66	27.71s	26.47s
6	Major Perry	7	7.3m	21.4m (0)	14.2m (1)	1:51.72	27.20s	26.73s
4	Surfers Delight	8	9.6m	12.4m (0)	13.2m (0)	1:51.89	27.75s	26.96s
9	Jay Ok	9	14.0m	34.4m (0)	29.2m (0)	1:52.20	27.34s	26.17s
10	Curly James	10	14.4m	38.6m (0)	32.6m (1)	1:52.23	27.28s	25.97s

Finish Position and metres gained

First Arrow shows distance gain/loss from 2nd Qtr to 3rd Qtr,
Second Arrow shows distance gain/loss from 3rd Qtr to Finish
Blue arrow indicates best gain in these quarters.



Menangle Race 6 Distance 1609m

Saturday, 5 July 2025

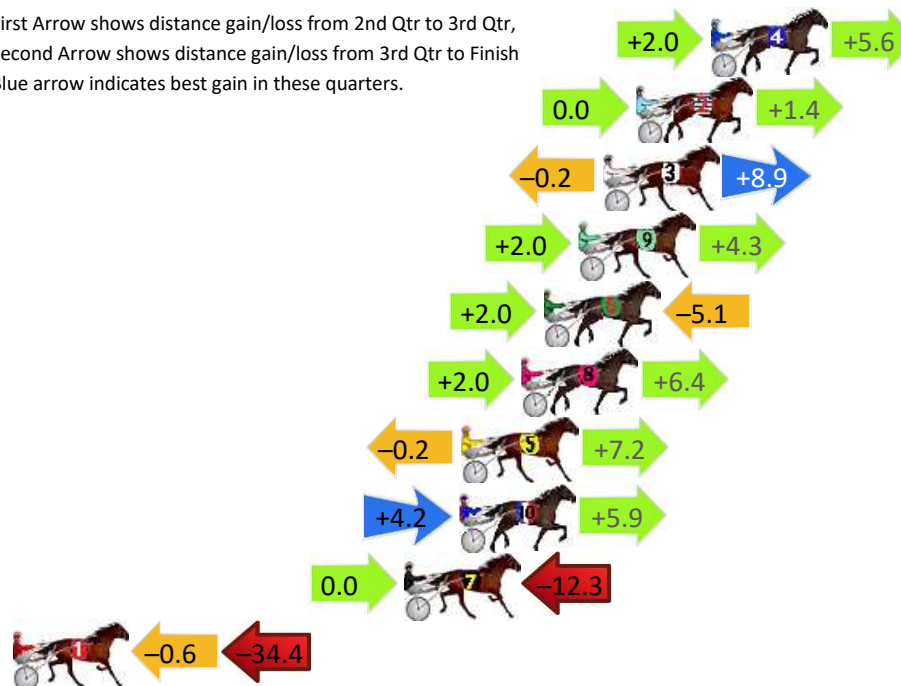
Gross Time: 1:51.80 MileRate: 1:51.80 LeadTime: 0.00s First Qtr: 27.10s Second Qtr: 29.30s Third Qtr: 28.10s Fourth Qtr: 27.30s

DATA TABLE: 800 / 400 Posi's are position from leader and (how wide the horse was at that position)

No	Horse	Plc	Mar	800 Posi	400 Posi	Time	3rd Qtr	4th Qt
4	More Gooda	1	0.0m	7.6m (1)	5.6m (1)	1:51.80	27.96s	26.92s
2	Sweet Hayley Jane	2	3.0m	4.4m (0)	4.4m (0)	1:52.02	28.10s	27.20s
3	Zenxena	3	4.3m	13.0m (0)	13.2m (1)	1:52.11	28.10s	26.70s
9	Bella Danza	4	5.3m	11.6m (1)	9.6m (2)	1:52.18	27.96s	27.01s
6	Missaudacious	5	6.7m	3.6m (1)	1.6m (1)	1:52.28	27.97s	27.65s
8	My Crackling Rosie	6	7.6m	16.0m (1)	14.0m (2)	1:52.35	27.96s	26.87s
5	Ideal In Dreams	7	10.0m	17.0m (0)	17.2m (1)	1:52.52	28.11s	26.81s
10	Ever Art	8	10.1m	20.2m (1)	16.0m (3)	1:52.53	27.80s	26.90s
7	Twilight Heaven	9	12.3m	0.0m (0)	0.0m (0)	1:52.68	28.11s	28.13s
1	Onyx Shard	10	43.8m	8.8m (0)	9.4m (0)	1:54.95	28.18s	29.63s

Finish Position and metres gained

First Arrow shows distance gain/loss from 2nd Qtr to 3rd Qtr,
Second Arrow shows distance gain/loss from 3rd Qtr to Finish
Blue arrow indicates best gain in these quarters.



Visual positions in race at 2nd Quarter

800



Visual positions in race at 3rd Quarter

400



Powered by



Harness Analyser

Sectional Analysis Software

Not just form | Free Trial

www.facebook.com/PJHarnessRacing



RISE Digital, Harness Racing Australia nor the provider accepts any responsibility for the completeness or accuracy of any of the information contained herein, and makes no representations about its suitability for any particular purpose. Users should make their own judgements about those matters and/or seek independent advice. You assume all risks associated with use of data provided on this page

Menangle Race 7 Distance 2300m

Saturday, 5 July 2025




Gross Time: 2:51.30 MileRate: 1:59.40 LeadTime: 53.30s First Qtr: 30.40s Second Qtr: 29.30s Third Qtr: 29.30s Fourth Qtr: 29.00s

DATA TABLE: 800 / 400 Posi's are position from leader and (how wide the horse was at that position)

No	Horse	Plc	Mar	800 Posi	400 Posi	Time	3rd Qtr	4th Qt
12	Toro Stride	1	0.0m	7.4m (1)	5.4m (1)	2:51.30	29.15s	28.61s
9	Leaf Stride	2	3.3m	16.4m (1)	13.6m (2)	2:51.55	29.09s	28.26s
2	Hes A Hammer	3	8.8m	8.6m (0)	8.5m (0)	2:51.97	29.29s	29.02s
7	Hot To Trot	4	9.8m	0.0m (0)	0.0m (0)	2:52.05	29.30s	29.71s
11	Sunny Gee	5	10.6m	20.4m (1)	17.6m (2)	2:52.11	29.09s	28.50s
6	Speedy Lover	6	11.9m	12.2m (1)	9.6m (1)	2:52.21	29.11s	29.17s
5	Malibuu	7	12.0m	16.4m (0)	16.4m (0)	2:52.21	29.30s	28.68s
8	Courage Stride	8	15.9m	12.6m (0)	12.4m (0)	2:52.51	29.29s	29.25s
1	Super Service	9	18.1m	4.4m (0)	4.0m (0)	2:52.68	29.28s	30.02s
10	Top Of The Moment	10	22.7m	3.2m (1)	1.2m (1)	2:53.03	29.16s	30.55s
3	Jungle Eyes	11	37.3m	21.4m (0)	20.6m (0)	2:54.14	29.25s	30.20s
4	Andover Sun	12	142.4m	90.0m (0)	115.0m (0)	3:02.14	31.12s	30.98s

Finish Position and metres gained

First Arrow shows distance gain/loss from 2nd Qtr to 3rd Qtr,
Second Arrow shows distance gain/loss from 3rd Qtr to Finish
Blue arrow indicates best gain in these quarters.



Menangle Race 8 Distance 1609m

Saturday, 5 July 2025

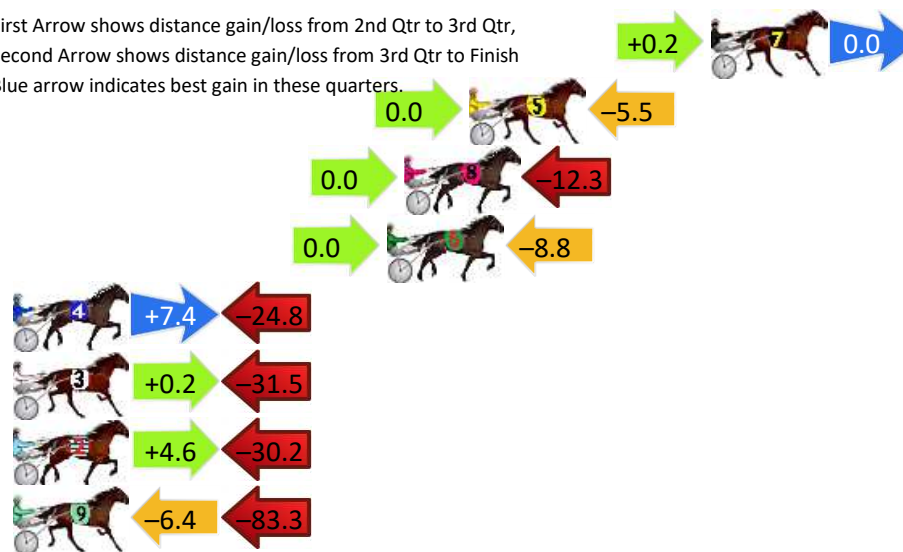
Gross Time: 1:56.50 MileRate: 1:56.50 LeadTime: 0.00s First Qtr: 28.70s Second Qtr: 30.10s Third Qtr: 29.40s Fourth Qtr: 28.30s

DATA TABLE: 800 / 400 Posi's are position from leader and (how wide the horse was at that position)

No	Horse	Plc	Mar	800 Posi	400 Posi	Time	3rd Qtr	4th Qt
7	Miss Ohana	1	0.0m	0.2m (0)	0.0m (0)	1:56.50	29.39s	28.30s
5	Sebastians Waiting	2	9.7m	4.2m (1)	4.2m (1)	1:57.22	29.41s	28.69s
8	Majestic Funds	3	12.3m	0.0m (1)	0.0m (1)	1:57.41	29.42s	29.17s
6	San Juan Mountain	4	13.0m	4.2m (0)	4.2m (0)	1:57.47	29.41s	28.92s
4	Jackies Gift	5	33.4m	16.0m (1)	8.6m (3)	1:58.98	28.90s	30.04s
3	Donnie Gal	6	39.9m	8.6m (1)	8.4m (2)	1:59.47	29.43s	30.52s
2	Your Majesty	7	55.6m	30.0m (0)	25.4m (2)	2:00.63	29.11s	30.42s
9	Monty Monte	8	110.7m	21.0m (0)	27.4m (0)	2:04.73	29.97s	34.16s


Finish Position and metres gained

First Arrow shows distance gain/loss from 2nd Qtr to 3rd Qtr,
Second Arrow shows distance gain/loss from 3rd Qtr to Finish
Blue arrow indicates best gain in these quarters.



800

Visual positions in race at 2nd Quarter



400

Visual positions in race at 3rd Quarter



Menangle Race 9 Distance 1609m

Saturday, 5 July 2025

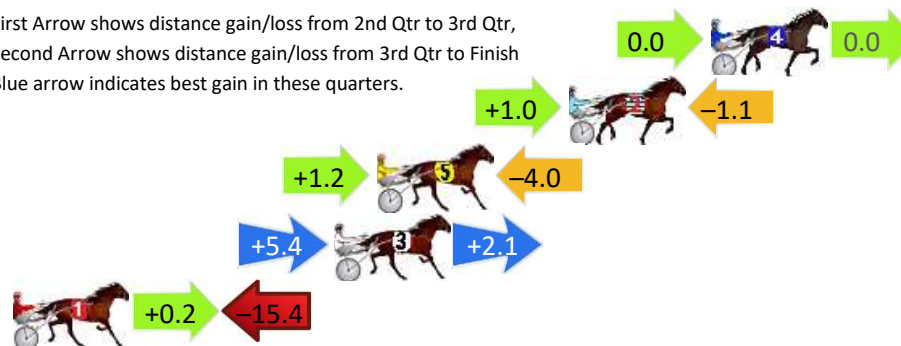
Gross Time: 2:02.00 MileRate: 2:02.00 LeadTime: 0.00s First Qtr: 30.60s Second Qtr: 32.20s Third Qtr: 31.30s Fourth Qtr: 27.90s

DATA TABLE: 800 / 400 Posi's are position from leader and (how wide the horse was at that position)

NoHorse	Plc	Mar	800 Posi	400 Posi	Time	3rd Qtr	4th Qt
4 Gladiatrix	1	0.0m	0.0m (0)	0.0m (0)	2:02.00	31.30s	27.90s
2 Aldebaran Tucker	2	5.7m	5.6m (0)	4.6m (0)	2:02.42	31.23s	27.98s
5 Im Dreaming	3	13.4m	10.6m (0)	9.4m (0)	2:02.98	31.23s	28.18s
3 Cee Cee In Paris	4	15.1m	22.6m (0)	17.2m (1)	2:03.11	30.89s	27.75s
1 Dalahasten	5	32.8m	17.6m (0)	17.4m (0)	2:04.41	31.35s	28.97s

Finish Position and metres gained

First Arrow shows distance gain/loss from 2nd Qtr to 3rd Qtr,
Second Arrow shows distance gain/loss from 3rd Qtr to Finish
Blue arrow indicates best gain in these quarters.



800

Visual positions in race at 2nd Quarter



400

Visual positions in race at 3rd Quarter



Powered by



Harness Analyser

Sectional Analysis Software

Not just form | Free Trial

www.facebook.com/PJHarnessRacing



RISE Digital, Harness Racing Australia nor the provider accepts any responsibility for the completeness or accuracy of any of the information contained herein, and makes no representations about its suitability for any particular purpose. Users should make their own judgements about those matters and/or seek independent advice. You assume all risks associated with use of data provided on this page