

# Penrith Race 1 Distance 1720m

Thursday, 10 July 2025


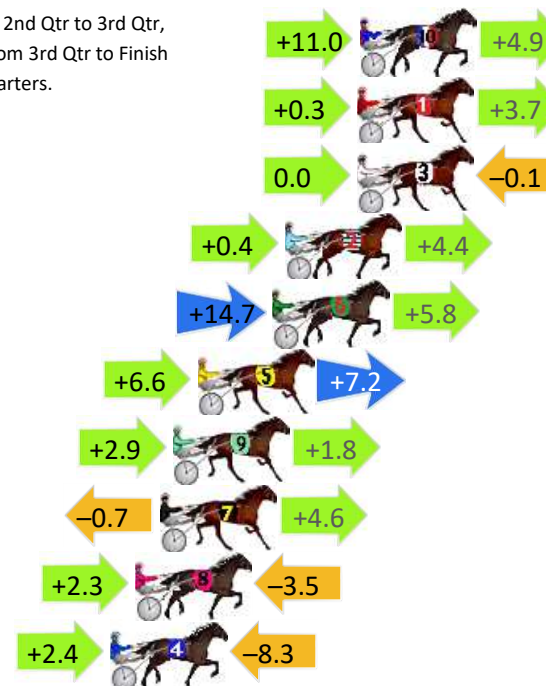
Gross Time: 2:05.80 MileRate: 1:57.70 LeadTime: 7.60s First Qtr: 29.00s Second Qtr: 30.50s Third Qtr: 29.80s Fourth Qtr: 28.90s

DATA TABLE: 800 / 400 Posi's are position from leader and (how wide the horse was at that position)

No	Horse	Plc	Mar	800 Posi	400 Posi	Time	3rd Qtr	4th Qt
10	Rays Redemption	1	0.0m	15.9m (1)	4.9m (2)	2:05.80	28.98s	28.54s
1	Play Southernland	2	0.1m	4.1m (0)	3.8m (0)	2:05.81	29.78s	28.63s
3	Desiderio	3	0.1m	0.0m (0)	0.0m (0)	2:05.81	29.80s	28.91s
2	Sky City	4	3.0m	7.8m (0)	7.4m (0)	2:06.03	29.76s	28.59s
6	Snow Hunter	5	3.5m	24.0m (1)	9.3m (2)	2:06.07	28.70s	28.49s
5	Rocknroll Gig	6	6.5m	20.3m (1)	13.7m (2)	2:06.29	29.30s	28.39s
9	Bettine	7	7.5m	12.2m (1)	9.3m (1)	2:06.37	29.58s	28.79s
7	Maid Of Money	8	8.0m	11.9m (0)	12.6m (0)	2:06.41	29.84s	28.59s
8	Take The Deal	9	9.0m	7.8m (1)	5.5m (1)	2:06.48	29.62s	29.18s
4	Wot Dya Reckon	10	10.0m	4.1m (1)	1.7m (1)	2:06.56	29.62s	29.54s

## Finish Position and metres gained

First Arrow shows distance gain/loss from 2nd Qtr to 3rd Qtr,  
Second Arrow shows distance gain/loss from 3rd Qtr to Finish  
Blue arrow indicates best gain in these quarters.



800

Visual positions in race at 2nd Quarter



400

Visual positions in race at 3rd Quarter



Powered by



Harness Analyser

Sectional Analysis Software

Not just form | Free Trial

[www.facebook.com/PJHarnessRacing](http://www.facebook.com/PJHarnessRacing)



RISE Digital, Harness Racing Australia nor the provider accepts any responsibility for the completeness or accuracy of any of the information contained herein, and makes no representations about its suitability for any particular purpose. Users should make their own judgements about those matters and/or seek independent advice. You assume all risks associated with use of data provided on this page

# Penrith Race 2 Distance 2125m

Thursday, 10 July 2025



Gross Time: 2:35.70 MileRate: 1:57.90 LeadTime: 37.10s First Qtr: 31.00s Second Qtr: 30.00s Third Qtr: 29.60s Fourth Qtr: 28.00s

DATA TABLE: 800 / 400 Posi's are position from leader and (how wide the horse was at that position)

NoHorse	Plc	Mar	800 Posi	400 Posi	Time	3rd Qtr	4th Qt
3 Mister Quirk	1	0.0m	3.8m (1)	2.2m (1)	2:35.70	29.48s	27.84s
7 A Vapar Storm	2	6.0m	7.6m (0)	8.9m (0)	2:36.14	29.68s	27.80s
8 Ed Mendes	3	8.0m	8.2m (1)	6.2m (2)	2:36.29	29.44s	28.15s
2 Bobby Waterhouse	4	11.0m	0.0m (0)	0.0m (0)	2:36.51	29.60s	28.81s
5 Skye Mary Mac	5	13.0m	15.2m (0)	15.1m (1)	2:36.66	29.56s	27.88s
9 Dashing Cheddar	6	14.0m	11.4m (0)	10.1m (2)	2:36.73	29.48s	28.31s
4 Mister Jones	7	16.0m	12.0m (1)	10.6m (3)	2:36.88	29.48s	28.42s
1 The Poobah	8	17.0m	3.8m (0)	5.0m (0)	2:36.95	29.68s	28.89s
10 Caribbean Runa	9	24.0m	16.9m (1)	16.8m (2)	2:37.47	29.56s	28.57s
6 Rocketon	10	55.0m	0.0m (1)	7.3m (1)	2:39.75	30.12s	31.53s

## Finish Position and metres gained

First Arrow shows distance gain/loss from 2nd Qtr to 3rd Qtr,  
Second Arrow shows distance gain/loss from 3rd Qtr to Finish  
Blue arrow indicates best gain in these quarters.



800

Visual positions in race at 2nd Quarter



400

Visual positions in race at 3rd Quarter



Powered by



Harness Analyser

Sectional Analysis Software

Not just form | Free Trial

[www.facebook.com/PJHarnessRacing](http://www.facebook.com/PJHarnessRacing)



RISE Digital, Harness Racing Australia nor the provider accepts any responsibility for the completeness or accuracy of any of the information contained herein, and makes no representations about its suitability for any particular purpose. Users should make their own judgements about those matters and/or seek independent advice. You assume all risks associated with use of data provided on this page

# Penrith Race 3 Distance 1720m

Thursday, 10 July 2025


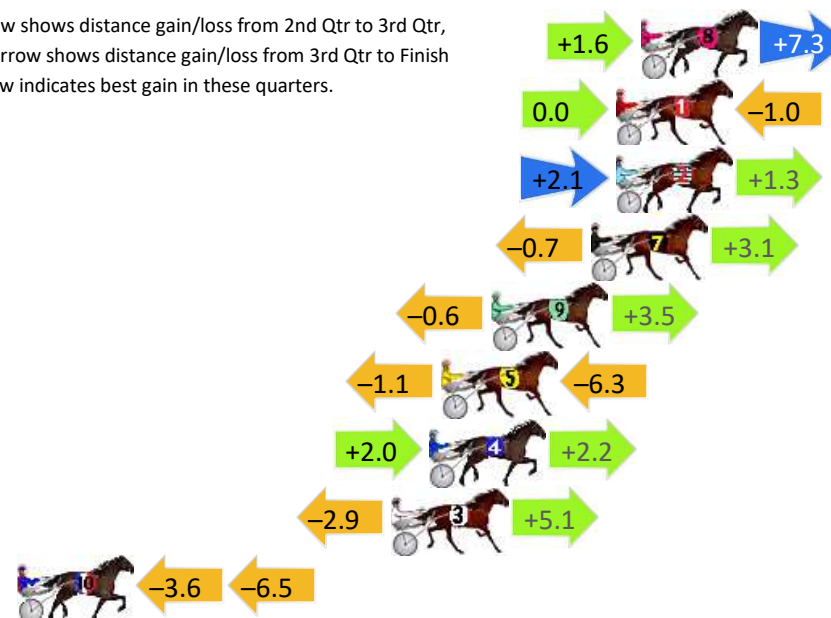
Gross Time: 2:04.90 MileRate: 1:56.80 LeadTime: 7.50s First Qtr: 29.70s Second Qtr: 30.30s Third Qtr: 29.10s Fourth Qtr: 28.30s

DATA TABLE: 800 / 400 Posi's are position from leader and (how wide the horse was at that position)

No	Horse	Plc	Mar	800 Posi	400 Posi	Time	3rd Qtr	4th Qt
8	Scarlett May	1	0.0m	8.9m (1)	7.3m (2)	2:04.90	28.98s	27.78s
1	Three Rivers	2	1.0m	0.0m (0)	0.0m (0)	2:04.97	29.10s	28.37s
2	Rocksie Rock	3	1.0m	4.4m (1)	2.3m (2)	2:04.97	28.94s	28.21s
7	Rio De Janeiro Blue	4	2.0m	4.4m (0)	5.1m (0)	2:05.05	29.14s	28.09s
9	Turbo Tommy	5	6.0m	8.9m (0)	9.5m (0)	2:05.35	29.14s	28.07s
5	Misterfourthousand	6	8.0m	0.6m (1)	1.7m (1)	2:05.49	29.18s	28.77s
4	A Lot Of Luvin	7	8.5m	12.7m (1)	10.7m (1)	2:05.53	28.94s	28.17s
3	Arnies Army	8	10.0m	12.2m (2)	15.1m (1)	2:05.64	29.30s	27.96s
10	Freeasabyrd	9	25.0m	14.9m (0)	18.5m (0)	2:06.76	29.34s	28.84s

## Finish Position and metres gained

First Arrow shows distance gain/loss from 2nd Qtr to 3rd Qtr, Second Arrow shows distance gain/loss from 3rd Qtr to Finish Blue arrow indicates best gain in these quarters.



Visual positions in race at 2nd Quarter



Visual positions in race at 3rd Quarter

# Penrith Race 4 Distance 2125m

Thursday, 10 July 2025



Gross Time: 2:36.00 MileRate: 1:58.20 LeadTime: 37.20s First Qtr: 30.80s Second Qtr: 29.70s Third Qtr: 28.70s Fourth Qtr: 29.60s

DATA TABLE: 800 / 400 Posi's are position from leader and (how wide the horse was at that position)

NoHorse	Plc	Mar	800 Posi	400 Posi	Time	3rd Qtr	4th Qt
2 Stellina	1	0.0m	0.0m (0)	0.0m (0)	2:36.00	28.70s	29.60s
8 Mizzz Adele	2	1.0m	1.7m (1)	0.6m (1)	2:36.08	28.62s	29.64s
6 Parallel	3	2.5m	19.1m (1)	11.6m (2)	2:36.19	28.18s	28.95s
9 Weareallalone	4	4.0m	11.2m (1)	21.5m (1)	2:36.31	29.46s	28.35s
5 Lani Kai Beach	5	6.0m	15.1m (1)	16.6m (2)	2:36.47	28.82s	28.87s
7 Woodlea Beaver	6	6.2m	9.0m (0)	16.6m (1)	2:36.48	29.26s	28.88s
1 Rum Delight	7	6.5m	5.1m (0)	8.3m (0)	2:36.50	28.94s	29.50s
4 Clementsorrell	8	10.0m	18.0m (0)	22.6m (0)	2:36.78	29.06s	28.74s
10 Little Cessna	9	11.0m	13.5m (0)	18.2m (0)	2:36.85	29.06s	29.13s
3 Bently Bullet	10	20.0m	6.7m (1)	7.7m (1)	2:37.55	28.78s	30.59s

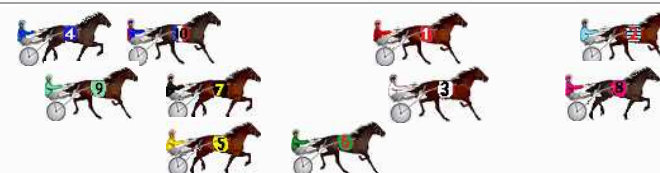
## Finish Position and metres gained

First Arrow shows distance gain/loss from 2nd Qtr to 3rd Qtr,  
Second Arrow shows distance gain/loss from 3rd Qtr to Finish  
Blue arrow indicates best gain in these quarters.



800

Visual positions in race at 2nd Quarter



400

Visual positions in race at 3rd Quarter



Powered by



Harness Analyser

Sectional Analysis Software

Not just form | Free Trial

[www.facebook.com/PJHarnessRacing](http://www.facebook.com/PJHarnessRacing)



RISE Digital, Harness Racing Australia nor the provider accepts any responsibility for the completeness or accuracy of any of the information contained herein, and makes no representations about its suitability for any particular purpose. Users should make their own judgements about those matters and/or seek independent advice. You assume all risks associated with use of data provided on this page

# Penrith Race 5 Distance 1720m

Thursday, 10 July 2025


Gross Time: 2:04.50 MileRate: 1:56.50 LeadTime: 7.50s First Qtr: 29.90s Second Qtr: 30.10s Third Qtr: 28.80s Fourth Qtr: 28.20s

DATA TABLE: 800 / 400 Posi's are position from leader and (how wide the horse was at that position)

NoHorse	Plc	Mar	800 Posi	400 Posi	Time	3rd Qtr	4th Qt
9 Murlen Boy	1	0.0m	2.8m (1)	2.3m (1)	2:04.50	28.76s	28.04s
3 Faze Of Glory	2	1.1m	0.0m (0)	0.0m (0)	2:04.58	28.80s	28.28s
1 Killara Samurai	3	5.1m	4.5m (0)	5.7m (0)	2:04.88	28.88s	28.18s
7 Ourtreacherous Reign	4	6.2m	12.9m (0)	14.7m (0)	2:04.96	28.92s	27.62s
6 Whyiman	5	6.3m	6.7m (1)	6.8m (1)	2:04.97	28.80s	28.19s
8 El Camino	6	6.7m	11.7m (1)	10.7m (1)	2:05.00	28.72s	27.94s
2 Hes A Meister	7	7.1m	8.4m (0)	9.6m (0)	2:05.03	28.88s	28.05s
5 Bettor Keppel	8	8.1m	15.7m (1)	14.7m (1)	2:05.10	28.72s	27.76s
4 Prince Of Peace	9	12.6m	20.1m (1)	20.3m (1)	2:05.43	28.80s	27.69s
10 Admirable	10	22.2m	17.3m (0)	20.3m (0)	2:06.15	29.00s	28.41s

## Finish Position and metres gained

First Arrow shows distance gain/loss from 2nd Qtr to 3rd Qtr,  
Second Arrow shows distance gain/loss from 3rd Qtr to Finish  
Blue arrow indicates best gain in these quarters.



800

Visual positions in race at 2nd Quarter



400

Visual positions in race at 3rd Quarter



Powered by



Harness Analyser

Sectional Analysis Software

Not just form | Free Trial

[www.facebook.com/PJHarnessRacing](http://www.facebook.com/PJHarnessRacing)



RISE Digital, Harness Racing Australia nor the provider accepts any responsibility for the completeness or accuracy of any of the information contained herein, and makes no representations about its suitability for any particular purpose. Users should make their own judgements about those matters and/or seek independent advice. You assume all risks associated with use of data provided on this page

# Penrith Race 6 Distance 1720m

Thursday, 10 July 2025


Gross Time: 2:03.40 MileRate: 1:55.50 LeadTime: 7.60s First Qtr: 29.30s Second Qtr: 28.90s Third Qtr: 28.90s Fourth Qtr: 28.70s

DATA TABLE: 800 / 400 Posi's are position from leader and (how wide the horse was at that position)

No	Horse	Plc	Mar	800 Posi	400 Posi	Time	3rd Qtr	4th Qt
6	Red Sapphire	1	0.0m	20.6m (1)	13.4m (3)	2:03.40	28.38s	27.74s
4	Zen Master	2	0.2m	0.0m (0)	0.0m (0)	2:03.42	28.90s	28.72s
1	Diletto	3	5.4m	4.5m (0)	3.9m (0)	2:03.81	28.86s	28.83s
9	Gottadobettor	4	6.4m	11.7m (1)	11.2m (1)	2:03.88	28.86s	28.38s
3	Eyeknow	5	7.9m	16.2m (1)	15.1m (2)	2:04.00	28.82s	28.22s
7	Kates Virtue	6	8.3m	8.9m (0)	8.4m (0)	2:04.03	28.86s	28.73s
8	Ripstone Snorter	7	9.0m	6.7m (1)	7.3m (1)	2:04.08	28.94s	28.86s
2	Okay Gringo	8	11.3m	2.2m (1)	2.8m (1)	2:04.25	28.94s	29.35s
10	Double It Harry	9	11.7m	14.5m (0)	12.9m (0)	2:04.28	28.78s	28.66s
5	Lookin Good Margie	10	13.2m	18.4m (0)	16.8m (1)	2:04.39	28.78s	28.49s


## Finish Position and metres gained

First Arrow shows distance gain/loss from 2nd Qtr to 3rd Qtr,  
Second Arrow shows distance gain/loss from 3rd Qtr to Finish  
Blue arrow indicates best gain in these quarters.



800

Visual positions in race at 2nd Quarter



400

Visual positions in race at 3rd Quarter



Powered by



Harness Analyser

Sectional Analysis Software

Not just form | Free Trial

[www.facebook.com/PJHarnessRacing](http://www.facebook.com/PJHarnessRacing)



RISE Digital, Harness Racing Australia nor the provider accepts any responsibility for the completeness or accuracy of any of the information contained herein, and makes no representations about its suitability for any particular purpose. Users should make their own judgements about those matters and/or seek independent advice. You assume all risks associated with use of data provided on this page

# Penrith Race 7 Distance 2125m

Thursday, 10 July 2025


Gross Time: 2:37.70 MileRate: 1:59.40 LeadTime: 38.40s First Qtr: 32.30s Second Qtr: 30.20s Third Qtr: 28.60s Fourth Qtr: 28.20s

DATA TABLE: 800 / 400 Posi's are position from leader and (how wide the horse was at that position)

NoHorse	Plc	Mar	800 Posi	400 Posi	Time	3rd Qtr	4th Qt
6 The Devils Flame	1	0.0m	0.0m (0)	0.0m (0)	2:37.70	28.60s	28.20s
1 Oursurfinsafari	2	4.4m	4.5m (0)	4.5m (0)	2:38.03	28.60s	28.21s
8 Might And Victory	3	5.6m	2.3m (1)	2.3m (1)	2:38.11	28.60s	28.45s
9 Vespa Stride	4	9.7m	6.8m (1)	6.2m (1)	2:38.42	28.56s	28.48s
2 Goodtime Miki	5	11.2m	8.4m (0)	9.6m (0)	2:38.53	28.68s	28.35s
4 Ebony Storm	6	11.2m	10.7m (1)	9.6m (2)	2:38.53	28.52s	28.35s
7 Sunshine Karamea	7	23.3m	15.2m (1)	15.3m (1)	2:39.43	28.60s	28.85s
10 Michael Caine	8	31.0m	19.7m (1)	21.0m (1)	2:40.00	28.68s	29.02s
3 Im No Gift	9	34.6m	12.9m (0)	14.7m (0)	2:40.26	28.72s	29.72s

## Finish Position and metres gained

First Arrow shows distance gain/loss from 2nd Qtr to 3rd Qtr,  
Second Arrow shows distance gain/loss from 3rd Qtr to Finish  
Blue arrow indicates best gain in these quarters.



Visual positions in race at 2nd Quarter



Visual positions in race at 3rd Quarter

# Penrith Race 8 Distance 1720m

Thursday, 10 July 2025

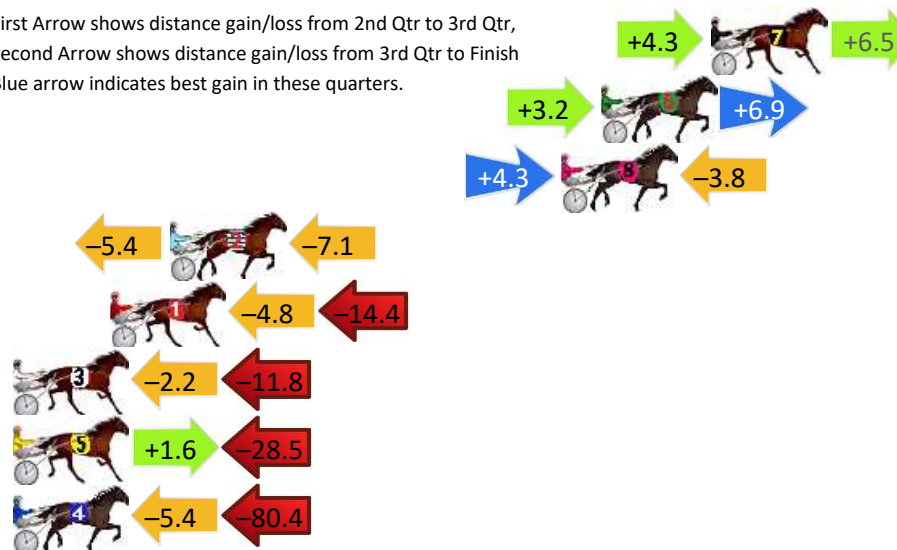
Gross Time: 2:07.00 MileRate: 1:58.90 LeadTime: 7.60s First Qtr: 29.80s Second Qtr: 29.90s Third Qtr: 30.60s Fourth Qtr: 29.10s

DATA TABLE: 800 / 400 Posi's are position from leader and (how wide the horse was at that position)

NoHorse	Plc	Mar	800 Posi	400 Posi	Time	3rd Qtr	4th Qt
7 Rock Asset	1	0.0m	10.8m (1)	6.5m (1)	2:07.00	30.28s	28.62s
6 Miss Aloha	2	4.4m	14.5m (1)	11.3m (1)	2:07.34	30.36s	28.60s
8 Carpenter	3	6.0m	6.5m (1)	2.2m (1)	2:07.46	30.28s	29.40s
2 Adiradiva	4	21.7m	9.2m (0)	14.6m (0)	2:08.66	31.00s	29.68s
1 Tigermac	5	24.1m	4.9m (0)	9.7m (0)	2:08.84	30.96s	30.22s
3 Are Bee Tee	6	28.5m	14.5m (0)	16.7m (2)	2:09.18	30.76s	30.04s
5 Fox Trot	7	28.5m	1.6m (1)	0.0m (0)	2:09.18	30.48s	31.28s
4 Kay Jay Miki	8	85.8m	0.0m (0)	5.4m (0)	2:13.55	31.00s	35.25s

## Finish Position and metres gained

First Arrow shows distance gain/loss from 2nd Qtr to 3rd Qtr,  
Second Arrow shows distance gain/loss from 3rd Qtr to Finish  
Blue arrow indicates best gain in these quarters.



800

Visual positions in race at 2nd Quarter



400

Visual positions in race at 3rd Quarter

