

Dubbo Race 1 Distance 1720m

Friday, 11 July 2025


Gross Time: 2:06.70 MileRate: 1:58.50 LeadTime: 7.60s First Qtr: 31.00s Second Qtr: 30.40s Third Qtr: 29.00s Fourth Qtr: 28.70s

DATA TABLE: 800 / 400 Posi's are position from leader and (how wide the horse was at that position)

No	Horse	Plc	Mar	800 Posi	400 Posi	Time	3rd Qtr	4th Qt
2	Deewhy	1	0.0m	0.0m (0)	0.0m (0)	2:06.70	29.00s	28.70s
1	Ultimate Trouble	2	1.4m	4.4m (0)	4.6m (0)	2:06.81	29.01s	28.47s
6	Marvella	3	7.2m	6.2m (1)	6.0m (2)	2:07.24	28.99s	28.79s
9	Flirts Diva	4	9.1m	18.2m (1)	13.6m (2)	2:07.39	28.67s	28.38s
8	Barlor Heaven	5	9.5m	14.2m (1)	7.0m (3)	2:07.42	28.48s	28.88s
4	Line Me Up Bro	6	11.0m	2.0m (1)	2.4m (1)	2:07.53	29.03s	29.31s
3	Phar Lume	7	11.5m	10.2m (1)	9.8m (1)	2:07.57	28.97s	28.82s
7	Tintins Treasure	8	15.7m	9.6m (0)	10.2m (0)	2:07.88	29.05s	29.09s
5	Jessie Lee	9	15.8m	14.8m (0)	16.6m (0)	2:07.89	29.13s	28.64s

Finish Position and metres gained

First Arrow shows distance gain/loss from 2nd Qtr to 3rd Qtr,
Second Arrow shows distance gain/loss from 3rd Qtr to Finish
Blue arrow indicates best gain in these quarters.



800

Visual positions in race at 2nd Quarter



400

Visual positions in race at 3rd Quarter



Powered by



Harness Analyser

Sectional Analysis Software

Not just form | Free Trial

www.facebook.com/PJHarnessRacing



RISE Digital, Harness Racing Australia nor the provider accepts any responsibility for the completeness or accuracy of any of the information contained herein, and makes no representations about its suitability for any particular purpose. Users should make their own judgements about those matters and/or seek independent advice. You assume all risks associated with use of data provided on this page

Dubbo Race 2 Distance 1720m

Friday, 11 July 2025

Gross Time: 2:10.30

MileRate: 2:01.90

LeadTime: 7.80s

First Qtr: 31.30s

Second Qtr: 31.90s

Third Qtr: 29.90s

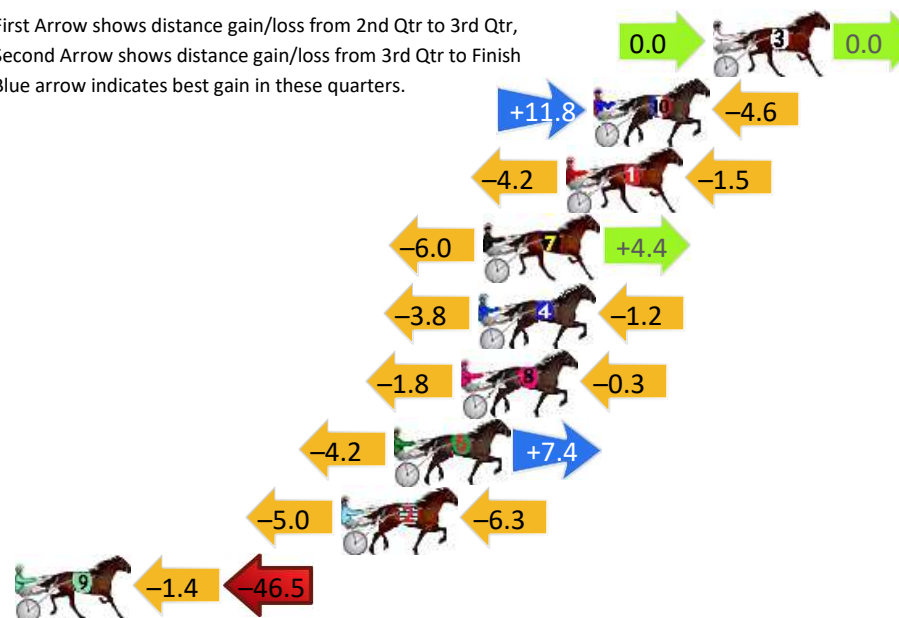
Fourth Qtr: 29.40s

DATA TABLE: 800 / 400 Posi's are position from leader and (how wide the horse was at that position)

NoHorse	Plc	Mar	800 Posi	400 Posi	Time	3rd Qtr	4th Qt
3 Logan Reason	1	0.0m	0.0m (0)	0.0m (0)	2:10.30	29.90s	29.40s
10 Montana Nights	2	4.8m	12.0m (2)	0.2m (1)	2:10.67	29.03s	29.74s
1 Josey Mint	3	5.9m	0.2m (1)	4.4m (1)	2:10.75	30.21s	29.51s
7 Justadiva	4	9.2m	7.6m (0)	13.6m (0)	2:11.01	30.34s	29.08s
4 Midnight Terror	5	9.4m	4.4m (1)	8.2m (1)	2:11.02	30.18s	29.49s
8 Fake Mint	6	10.1m	8.0m (2)	9.8m (2)	2:11.08	30.03s	29.42s
6 Beach On Fire	7	12.8m	16.0m (1)	20.2m (0)	2:11.29	30.20s	28.86s
2 Frontier	8	14.9m	3.6m (0)	8.6m (0)	2:11.45	30.27s	29.86s
9 Binno Major	9	59.1m	11.2m (0)	12.6m (1)	2:14.86	30.03s	32.80s

Finish Position and metres gained

First Arrow shows distance gain/loss from 2nd Qtr to 3rd Qtr,
Second Arrow shows distance gain/loss from 3rd Qtr to Finish
Blue arrow indicates best gain in these quarters.



Visual positions in race at 2nd Quarter



Visual positions in race at 3rd Quarter



Powered by



Harness Analyser

Sectional Analysis Software

Not just form | Free Trial

www.facebook.com/PJHarnessRacing



RISE Digital, Harness Racing Australia nor the provider accepts any responsibility for the completeness or accuracy of any of the information contained herein, and makes no representations about its suitability for any particular purpose. Users should make their own judgements about those matters and/or seek independent advice. You assume all risks associated with use of data provided on this page

Dubbo Race 3 Distance 1720m

Friday, 11 July 2025

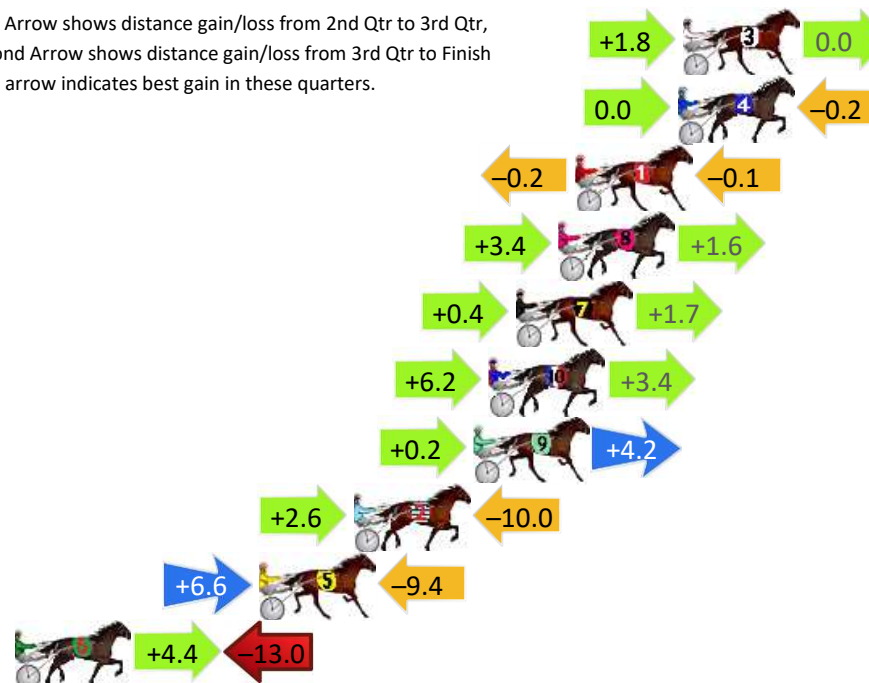
Gross Time: 2:09.50 MileRate: 2:01.20 LeadTime: 7.50s First Qtr: 31.30s Second Qtr: 33.00s Third Qtr: 29.40s Fourth Qtr: 28.30s

DATA TABLE: 800 / 400 Posi's are position from leader and (how wide the horse was at that position)

NoHorse	Plc	Mar	800 Posi	400 Posi	Time	3rd Qtr	4th Qt
3 Johnnys Blue	1	0.0m	1.8m (1)	0.0m (1)	2:09.50	29.27s	28.30s
4 Springfield Desire	2	0.2m	0.0m (0)	0.0m (0)	2:09.51	29.40s	28.31s
1 Whataboutbronson	3	4.3m	4.0m (0)	4.2m (0)	2:09.82	29.41s	28.31s
8 Peaksart	4	5.0m	10.0m (1)	6.6m (1)	2:09.87	29.15s	28.19s
7 Mohawk Park	5	6.7m	8.8m (0)	8.4m (0)	2:10.00	29.37s	28.18s
10 Tulhurst Pebbles	6	7.8m	17.4m (0)	11.2m (1)	2:10.08	28.95s	28.06s
9 Caribbean Pat	7	8.4m	12.8m (0)	12.6m (0)	2:10.12	29.38s	28.00s
2 Lookat Mee	8	13.2m	5.8m (1)	3.2m (2)	2:10.48	29.23s	29.00s
5 Matterson Express	9	17.0m	14.2m (1)	7.6m (2)	2:10.76	28.94s	28.96s
6 Rocknroll Upton	10	26.8m	18.2m (1)	13.8m (2)	2:11.49	29.10s	29.21s

Finish Position and metres gained

First Arrow shows distance gain/loss from 2nd Qtr to 3rd Qtr,
Second Arrow shows distance gain/loss from 3rd Qtr to Finish
Blue arrow indicates best gain in these quarters.



800

Visual positions in race at 2nd Quarter



400

Visual positions in race at 3rd Quarter



Powered by



Harness Analyser

Sectional Analysis Software

Not just form | Free Trial

www.facebook.com/PJHarnessRacing



RISE Digital, Harness Racing Australia nor the provider accepts any responsibility for the completeness or accuracy of any of the information contained herein, and makes no representations about its suitability for any particular purpose. Users should make their own judgements about those matters and/or seek independent advice. You assume all risks associated with use of data provided on this page

Dubbo Race 4 Distance 1720m

Friday, 11 July 2025




Gross Time: 2:05.50 MileRate: 1:57.40 LeadTime: 7.50s First Qtr: 30.30s Second Qtr: 30.00s Third Qtr: 28.90s Fourth Qtr: 28.80s

DATA TABLE: 800 / 400 Posi's are position from leader and (how wide the horse was at that position)

No	Horse	Plc	Mar	800 Posi	400 Posi	Time	3rd Qtr	4th Qt
4	Willies Dollar	1	0.0m	0.0m (1)	0.0m (1)	2:05.50	28.90s	28.80s
5	Reason To Party	2	12.3m	4.0m (1)	4.4m (1)	2:06.43	28.93s	29.37s
2	Capitallee	3	21.3m	4.0m (0)	6.4m (0)	2:07.11	29.07s	29.87s
7	Lennox Bromac	4	21.9m	13.8m (2)	15.4m (1)	2:07.16	29.02s	29.27s
9	Why Nott	5	25.9m	8.2m (0)	10.4m (0)	2:07.46	29.06s	29.91s
3	Candi	6	33.9m	9.2m (2)	18.4m (2)	2:08.06	29.56s	29.91s
1	Pet Ranger	7	37.7m	0.0m (0)	2.2m (0)	2:08.35	29.06s	31.34s
8	Scruffy Moto	8	40.8m	1.6m (2)	9.6m (2)	2:08.58	29.48s	31.03s
6	Burrabadine Bullet	9	44.5m	8.8m (1)	10.6m (1)	2:08.86	29.03s	31.23s

Finish Position and metres gained

First Arrow shows distance gain/loss from 2nd Qtr to 3rd Qtr,
Second Arrow shows distance gain/loss from 3rd Qtr to Finish
Blue arrow indicates best gain in these quarters.



Dubbo Race 5 Distance 1720m

Friday, 11 July 2025


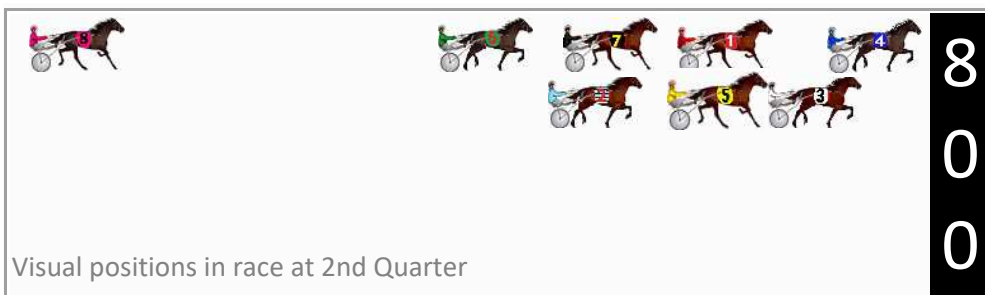

Gross Time: 2:04.50 MileRate: 1:56.50 LeadTime: 7.20s First Qtr: 29.40s Second Qtr: 28.80s Third Qtr: 28.70s Fourth Qtr: 30.40s

DATA TABLE: 800 / 400 Posi's are position from leader and (how wide the horse was at that position)

No	Horse	Plc	Mar	800 Posi	400 Posi	Time	3rd Qtr	4th Qt
5	Seven Tee Two	1	0.0m	6.4m (1)	6.8m (1)	2:04.50	28.74s	29.89s
2	Karinya Haz	2	0.5m	11.2m (1)	11.8m (2)	2:04.54	28.77s	29.55s
3	Lettuce Go Miki	3	1.9m	2.4m (1)	2.4m (1)	2:04.65	28.70s	30.36s
7	Sanders	4	4.3m	10.6m (0)	13.4m (1)	2:04.84	28.92s	29.71s
4	Itsokaynottobeokay	5	13.7m	0.0m (0)	0.0m (0)	2:05.59	28.67s	31.44s
6	Nixsun	6	16.2m	15.6m (0)	20.4m (1)	2:05.79	29.06s	30.08s
1	Sweet Sunshine	7	20.9m	6.0m (0)	13.8m (0)	2:06.16	29.26s	30.94s
8	Yarraman Kaylou	8	54.0m	34.0m (0)	44.0m (0)	2:08.80	29.41s	31.16s

Finish Position and metres gained

First Arrow shows distance gain/loss from 2nd Qtr to 3rd Qtr,
Second Arrow shows distance gain/loss from 3rd Qtr to Finish
Blue arrow indicates best gain in these quarters.



Dubbo Race 6 Distance 1720m

Friday, 11 July 2025

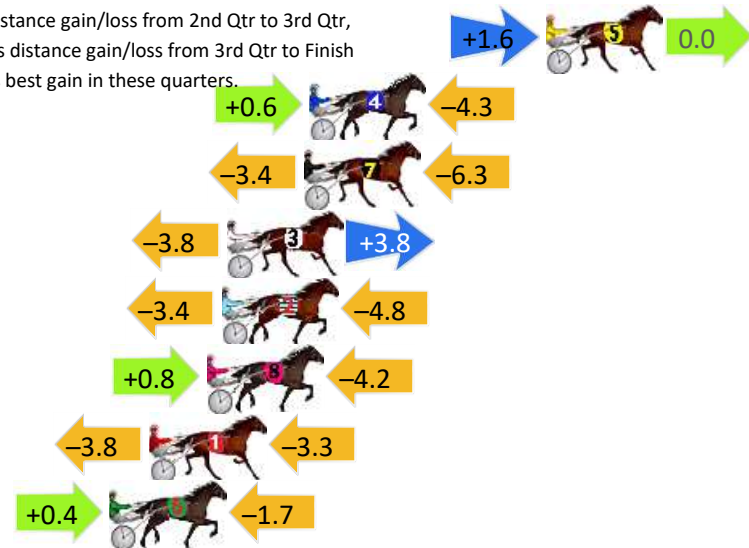
Gross Time: 2:06.30 MileRate: 1:58.10 LeadTime: 7.60s First Qtr: 30.30s Second Qtr: 29.90s Third Qtr: 29.00s Fourth Qtr: 29.50s

DATA TABLE: 800 / 400 Posi's are position from leader and (how wide the horse was at that position)

No	Horse	Plc	Mar	800 Posi	400 Posi	Time	3rd Qtr	4th Qt
5	Evelyns Dragon	1	0.0m	1.6m (1)	0.0m (1)	2:06.30	28.88s	29.50s
4	Jasperstimetoshine	2	9.5m	5.8m (1)	5.2m (1)	2:07.03	28.95s	29.82s
7	Karloo Deezer	3	9.7m	0.0m (0)	3.4m (0)	2:07.05	29.24s	29.96s
3	Teneachway	4	12.8m	12.8m (0)	16.6m (0)	2:07.29	29.28s	29.22s
2	Im Here To Party	5	13.0m	4.8m (0)	8.2m (0)	2:07.31	29.24s	29.85s
8	Mondo Glitz	6	13.6m	10.2m (1)	9.4m (1)	2:07.35	28.94s	29.81s
1	Limbo Lottie	7	15.9m	8.8m (0)	12.6m (0)	2:07.53	29.27s	29.74s
6	Alice Rhayne Bow	8	17.5m	16.2m (1)	15.8m (1)	2:07.65	28.97s	29.62s

Finish Position and metres gained

First Arrow shows distance gain/loss from 2nd Qtr to 3rd Qtr,
Second Arrow shows distance gain/loss from 3rd Qtr to Finish
Blue arrow indicates best gain in these quarters.



800

Visual positions in race at 2nd Quarter



400

Visual positions in race at 3rd Quarter



Powered by



Harness Analyser

Sectional Analysis Software

Not just form | Free Trial

www.facebook.com/PJHarnessRacing



RISE Digital, Harness Racing Australia nor the provider accepts any responsibility for the completeness or accuracy of any of the information contained herein, and makes no representations about its suitability for any particular purpose. Users should make their own judgements about those matters and/or seek independent advice. You assume all risks associated with use of data provided on this page

Dubbo Race 7 Distance 1720m

Friday, 11 July 2025

Gross Time: 2:07.90

MileRate: 1:59.60

LeadTime: 7.70s

First Qtr: 29.40s

Second Qtr: 30.60s

Third Qtr: 30.00s

Fourth Qtr: 30.20s

DATA TABLE: 800 / 400 Posi's are position from leader and (how wide the horse was at that position)

No	Horse	Plc	Mar	800 Posi	400 Posi	Time	3rd Qtr	4th Qt
2	Beautifully Put	1	0.0m	0.0m (0)	0.0m (0)	2:07.90	30.00s	30.20s
3	Miss Blue Stork	2	6.2m	4.2m (0)	5.2m (0)	2:08.39	30.07s	30.28s
1	Lucky Lenny	3	13.7m	8.8m (0)	9.8m (0)	2:08.98	30.07s	30.49s
9	Merrywood Mary	4	15.4m	10.6m (1)	11.2m (1)	2:09.12	30.04s	30.52s
6	Monster Mint	5	18.2m	18.4m (0)	18.6m (0)	2:09.34	30.02s	30.17s
7	For A Dream	6	18.4m	13.2m (0)	14.2m (0)	2:09.36	30.07s	30.52s
8	Last Flite	7	21.2m	6.0m (1)	6.8m (1)	2:09.58	30.06s	31.28s
4	Rissa Rocks Red	8	21.3m	1.8m (1)	2.4m (1)	2:09.58	30.04s	31.62s
10	Emilys Prince	9	24.0m	15.8m (1)	15.6m (1)	2:09.80	29.98s	30.83s
5	Turn Out The Light	10	28.4m	32.0m (0)	25.6m (1)	2:10.15	29.52s	30.41s

Finish Position and metres gained

First Arrow shows distance gain/loss from 2nd Qtr to 3rd Qtr,
Second Arrow shows distance gain/loss from 3rd Qtr to Finish
Blue arrow indicates best gain in these quarters.

