

Newcastle Race 1 Distance 1609m

Friday, 11 July 2025

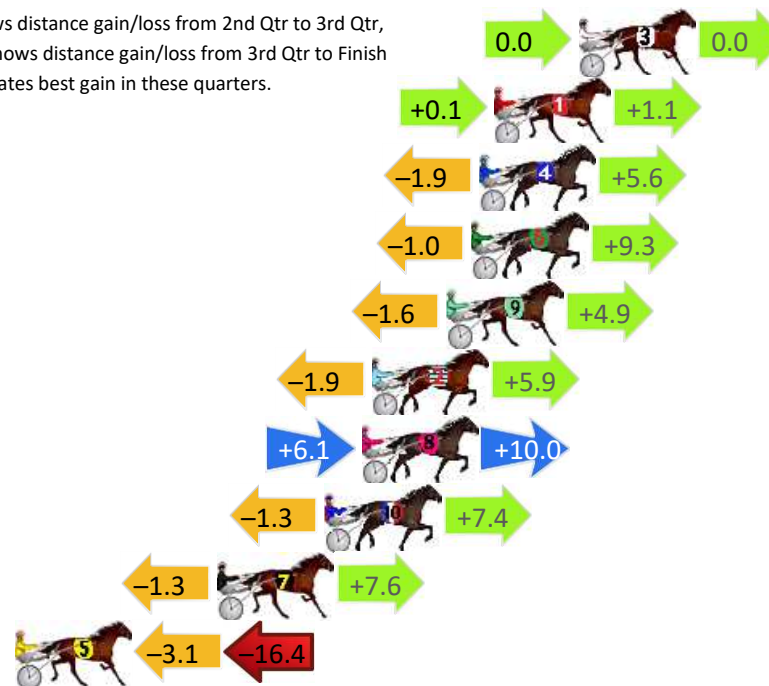
Gross Time: 1:53.80 MileRate: 1:53.80 LeadTime: 0.00s First Qtr: 27.60s Second Qtr: 29.40s Third Qtr: 28.20s Fourth Qtr: 28.60s

DATA TABLE: 800 / 400 Posi's are position from leader and (how wide the horse was at that position)

NoHorse	Plc	Mar	800 Posi	400 Posi	Time	3rd Qtr	4th Qt
3 Love Lou	1	0.0m	0.0m (0)	0.0m (0)	1:53.80	28.20s	28.60s
1 Imperial Night	2	3.4m	4.6m (0)	4.5m (0)	1:54.06	28.20s	28.54s
4 Bat Matson	3	4.0m	7.7m (1)	9.6m (2)	1:54.10	28.34s	28.22s
6 Major Mickey	4	4.3m	12.6m (0)	13.6m (1)	1:54.12	28.28s	27.96s
9 Cheddar Valley	5	5.3m	8.6m (0)	10.2m (0)	1:54.20	28.32s	28.28s
2 Lullaby	6	8.3m	12.3m (1)	14.2m (2)	1:54.42	28.34s	28.22s
8 Peppa Bliss	7	8.7m	24.8m (1)	18.7m (1)	1:54.45	27.78s	27.93s
10 First String	8	10.2m	16.3m (1)	17.6m (3)	1:54.57	28.30s	28.13s
7 Spirit King	9	14.5m	20.8m (1)	22.1m (2)	1:54.89	28.30s	28.13s
5 Threebushelsofoats	10	22.6m	3.1m (1)	6.2m (1)	1:55.50	28.42s	29.86s

Finish Position and metres gained

First Arrow shows distance gain/loss from 2nd Qtr to 3rd Qtr,
Second Arrow shows distance gain/loss from 3rd Qtr to Finish
Blue arrow indicates best gain in these quarters.



800

Visual positions in race at 2nd Quarter



400

Visual positions in race at 3rd Quarter



Powered by



Harness Analyser

Sectional Analysis Software

Not just form | Free Trial

www.facebook.com/PJHarnessRacing



RISE Digital, Harness Racing Australia nor the provider accepts any responsibility for the completeness or accuracy of any of the information contained herein, and makes no representations about its suitability for any particular purpose. Users should make their own judgements about those matters and/or seek independent advice. You assume all risks associated with use of data provided on this page

Newcastle Race 2 Distance 1609m

Friday, 11 July 2025

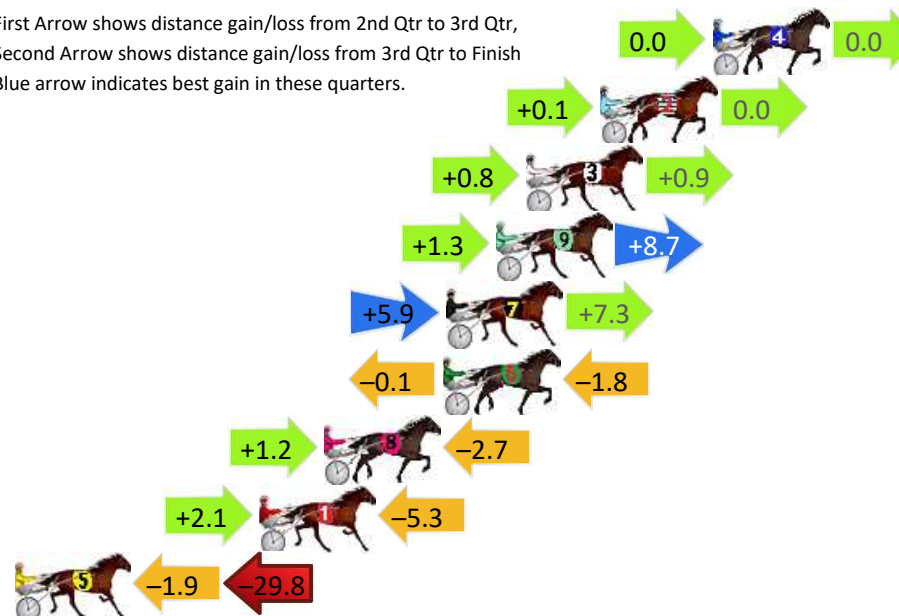
Gross Time: 1:53.20 MileRate: 1:53.20 LeadTime: 0.00s First Qtr: 27.10s Second Qtr: 28.80s Third Qtr: 28.00s Fourth Qtr: 29.30s

DATA TABLE: 800 / 400 Posi's are position from leader and (how wide the horse was at that position)

No	Horse	Plc	Mar	800 Posi	400 Posi	Time	3rd Qtr	4th Qt
4	Krafty Candy	1	0.0m	0.0m (0)	0.0m (0)	1:53.20	28.00s	29.30s
2	Polka Delight	2	4.5m	4.6m (0)	4.5m (0)	1:53.55	28.00s	29.33s
3	Frankiromar	3	7.5m	9.2m (0)	8.4m (0)	1:53.78	27.96s	29.28s
9	Onetangi Girl	4	8.7m	18.7m (1)	17.4m (2)	1:53.87	27.94s	28.73s
7	Oakley Shard	5	10.7m	23.9m (1)	18.0m (1)	1:54.02	27.62s	28.84s
6	Hidden Delight	6	10.8m	8.9m (1)	9.0m (2)	1:54.03	28.02s	29.49s
8	My Lady Sarah	7	15.6m	14.1m (1)	12.9m (2)	1:54.40	27.94s	29.58s
1	Letsgo Matilda	8	18.2m	15.0m (0)	12.9m (0)	1:54.60	27.88s	29.78s
5	Watsluggottado	9	36.0m	4.3m (1)	6.2m (1)	1:55.97	28.14s	31.63s

Finish Position and metres gained

First Arrow shows distance gain/loss from 2nd Qtr to 3rd Qtr,
Second Arrow shows distance gain/loss from 3rd Qtr to Finish
Blue arrow indicates best gain in these quarters.



800

Visual positions in race at 2nd Quarter



400

Visual positions in race at 3rd Quarter



Powered by



Harness Analyser

Sectional Analysis Software

Not just form | Free Trial

www.facebook.com/PJHarnessRacing



RISE Digital, Harness Racing Australia nor the provider accepts any responsibility for the completeness or accuracy of any of the information contained herein, and makes no representations about its suitability for any particular purpose. Users should make their own judgements about those matters and/or seek independent advice. You assume all risks associated with use of data provided on this page

Newcastle Race 3 Distance 2030m

Friday, 11 July 2025

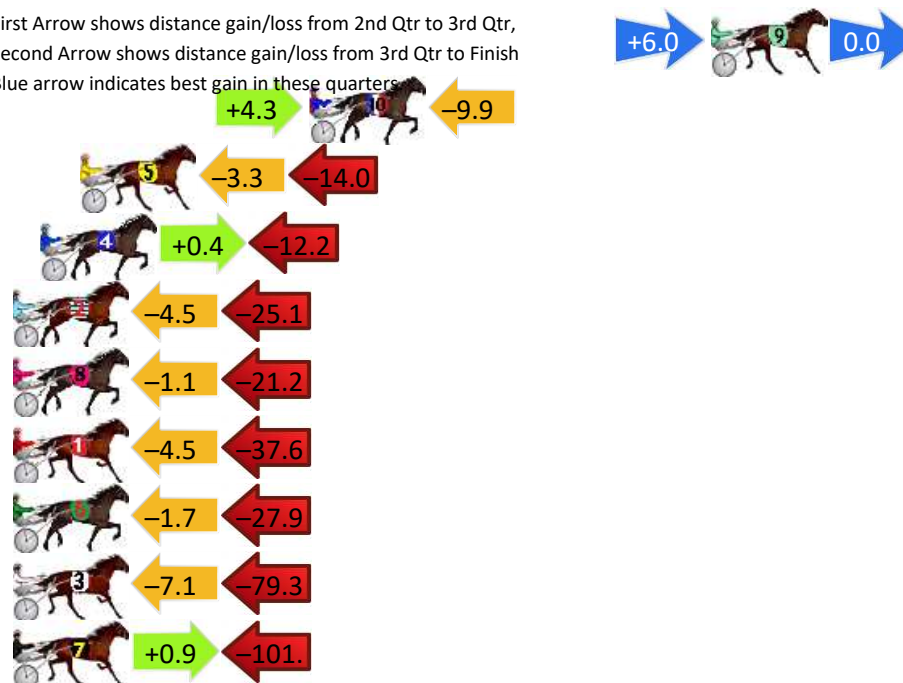
Gross Time: 2:24.10 MileRate: 1:54.20 LeadTime: 29.50s First Qtr: 29.50s Second Qtr: 28.30s Third Qtr: 28.70s Fourth Qtr: 28.10s

DATA TABLE: 800 / 400 Posi's are position from leader and (how wide the horse was at that position)

No	Horse	Plc	Mar	800 Posi	400 Posi	Time	3rd Qtr	4th Qt
9	Wamboyneinamerica	1	0.0m	6.0m (1)	0.0m (1)	2:24.10	28.28s	28.10s
10	Lasting Memory	2	16.1m	10.5m (1)	6.2m (2)	2:25.29	28.40s	28.85s
5	Next To Me	3	25.3m	8.0m (0)	11.3m (2)	2:25.97	28.94s	29.17s
4	Kissmelvis	4	26.9m	15.1m (1)	14.7m (3)	2:26.09	28.68s	29.05s
2	Conor McGregor	5	33.6m	4.0m (0)	8.5m (0)	2:26.58	29.02s	29.98s
8	Eye Can Try	6	39.9m	17.6m (0)	18.7m (0)	2:27.05	28.78s	29.73s
1	Longnwindingroad	7	42.1m	0.0m (0)	4.5m (0)	2:27.21	29.02s	30.89s
6	Elouisa Dale	8	42.1m	12.5m (0)	14.2m (0)	2:27.21	28.82s	30.21s
3	Halsey Nicole	9	88.4m	2.0m (1)	9.1m (1)	2:30.63	29.20s	33.99s
7	Avenger	10	120.1m	19.6m (1)	18.7m (3)	2:32.97	28.64s	35.65s

Finish Position and metres gained

First Arrow shows distance gain/loss from 2nd Qtr to 3rd Qtr, Second Arrow shows distance gain/loss from 3rd Qtr to Finish
Blue arrow indicates best gain in these quarters



800

Visual positions in race at 2nd Quarter



400

Visual positions in race at 3rd Quarter



Powered by



Harness Analyser

Sectional Analysis Software

Not just form | Free Trial

www.facebook.com/PJHarnessRacing



RISE Digital, Harness Racing Australia nor the provider accepts any responsibility for the completeness or accuracy of any of the information contained herein, and makes no representations about its suitability for any particular purpose. Users should make their own judgements about those matters and/or seek independent advice. You assume all risks associated with use of data provided on this page

Newcastle Race 4 Distance 2030m

Friday, 11 July 2025

Gross Time: 2:26.40

MileRate: 1:56.00

LeadTime: 29.90s

First Qtr: 29.00s

Second Qtr: 29.20s

Third Qtr: 29.10s


Fourth Qtr: 29.20s

DATA TABLE: 800 / 400 Posi's are position from leader and (how wide the horse was at that position)

No	Horse	Plc	Mar	800 Posi	400 Posi	Time	3rd Qtr	4th Qt
9	Applied	1	0.0m	8.9m (0)	9.4m (0)	2:26.40	29.14s	28.52s
3	Zahra Lou	2	0.3m	0.0m (0)	0.0m (0)	2:26.42	29.10s	29.22s
6	Onehandonebounce	3	2.7m	18.0m (1)	12.2m (2)	2:26.61	28.68s	28.53s
2	Notsokool	4	2.7m	9.7m (1)	7.2m (3)	2:26.61	28.92s	28.89s
5	Rick Reilly	5	5.7m	13.3m (0)	13.3m (0)	2:26.84	29.10s	28.68s
1	Popstaromar	6	11.0m	4.4m (0)	5.0m (0)	2:27.24	29.14s	29.68s
8	Flare Up	7	11.8m	17.2m (0)	13.8m (1)	2:27.30	28.86s	29.10s
4	Abstract Art	8	12.1m	5.3m (1)	7.2m (2)	2:27.33	29.24s	29.61s
10	Our Ideal Dream	9	15.0m	14.1m (1)	10.8m (4)	2:27.55	28.86s	29.57s
7	Rocktagonal	10	34.5m	0.8m (1)	8.3m (1)	2:29.04	29.64s	31.24s

Finish Position and metres gained

First Arrow shows distance gain/loss from 2nd Qtr to 3rd Qtr,
Second Arrow shows distance gain/loss from 3rd Qtr to Finish
Blue arrow indicates best gain in these quarters.



800

Visual positions in race at 2nd Quarter



400

Visual positions in race at 3rd Quarter



Powered by



Harness Analyser

Sectional Analysis Software

Not just form | Free Trial

www.facebook.com/PJHarnessRacing



RISE Digital, Harness Racing Australia nor the provider accepts any responsibility for the completeness or accuracy of any of the information contained herein, and makes no representations about its suitability for any particular purpose. Users should make their own judgements about those matters and/or seek independent advice. You assume all risks associated with use of data provided on this page

Newcastle Race 5 Distance 1609m

Friday, 11 July 2025


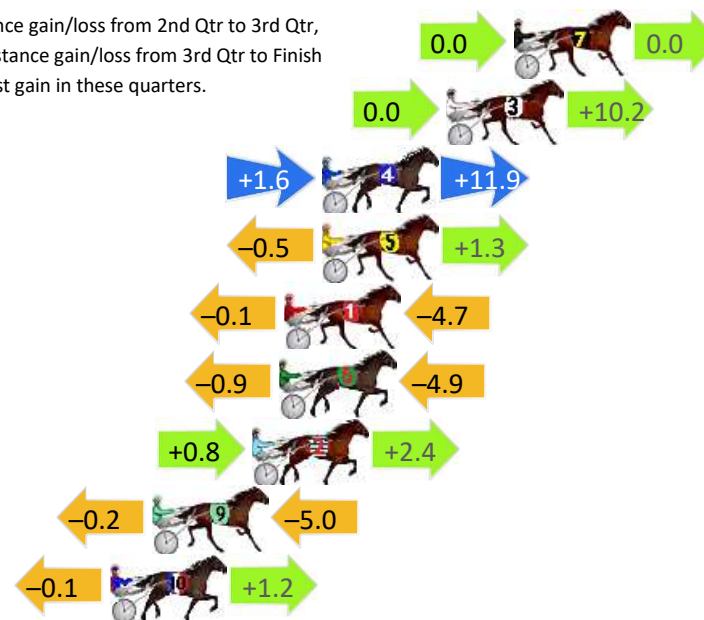
Gross Time: 1:55.20 MileRate: 1:55.20 LeadTime: 0.00s First Qtr: 27.30s Second Qtr: 30.40s Third Qtr: 29.30s Fourth Qtr: 28.20s

DATA TABLE: 800 / 400 Posi's are position from leader and (how wide the horse was at that position)

No	Horse	Plc	Mar	800 Posi	400 Posi	Time	3rd Qtr	4th Qt
7	Quaddie Vc	1	0.0m	0.0m (0)	0.0m (0)	1:55.20	29.30s	28.20s
3	Heavenly Holly	2	2.7m	12.9m (1)	12.9m (2)	1:55.40	29.28s	27.48s
4	Rock Fisherman	3	7.7m	21.2m (1)	19.6m (1)	1:55.77	29.16s	27.37s
5	Luvareschs	4	7.7m	8.5m (1)	9.0m (1)	1:55.77	29.32s	28.13s
1	Little Demon	5	9.2m	4.4m (0)	4.5m (0)	1:55.88	29.30s	28.56s
6	Cool Night	6	9.4m	3.6m (1)	4.5m (1)	1:55.90	29.36s	28.58s
2	One For The Rodi	7	10.5m	13.7m (0)	12.9m (1)	1:55.98	29.22s	28.06s
9	Laceys Lad	8	14.5m	9.3m (0)	9.5m (0)	1:56.27	29.30s	28.59s
10	Sally Bigtime	9	16.2m	17.3m (1)	17.4m (2)	1:56.40	29.28s	28.16s

Finish Position and metres gained

First Arrow shows distance gain/loss from 2nd Qtr to 3rd Qtr,
Second Arrow shows distance gain/loss from 3rd Qtr to Finish
Blue arrow indicates best gain in these quarters.



Visual positions in race at 2nd Quarter



Visual positions in race at 3rd Quarter

Newcastle Race 6 Distance 1609m

Friday, 11 July 2025




Gross Time: 1:56.30 MileRate: 1:56.30 LeadTime: 0.00s First Qtr: 28.40s Second Qtr: 30.40s Third Qtr: 28.90s Fourth Qtr: 28.60s

DATA TABLE: 800 / 400 Posi's are position from leader and (how wide the horse was at that position)

No	Horse	Plc	Mar	800 Posi	400 Posi	Time	3rd Qtr	4th Qt
6	Errol Fin	1	0.0m	4.7m (1)	0.0m (1)	1:56.30	28.56s	28.60s
3	The Great Wave	2	0.2m	0.0m (0)	0.0m (0)	1:56.32	28.90s	28.62s
7	Ultimate Empire	3	9.1m	22.0m (1)	12.9m (2)	1:56.98	28.24s	28.36s
10	Oak Ridge	4	12.8m	13.4m (0)	10.6m (0)	1:57.26	28.70s	28.80s
4	Bling The Kash	5	15.9m	13.7m (1)	9.2m (2)	1:57.49	28.58s	29.13s
5	Upstream	6	16.4m	8.6m (1)	5.0m (2)	1:57.53	28.64s	29.47s
9	Captain Groove	7	18.2m	8.4m (0)	7.8m (1)	1:57.67	28.86s	29.41s
1	Slick And Suave	8	18.4m	3.9m (0)	3.9m (1)	1:57.68	28.90s	29.70s
2	Feisty Tiger	9	18.9m	17.5m (1)	9.0m (3)	1:57.72	28.28s	29.38s
8	Francos Delight	10	65.9m	37.3m (0)	43.4m (0)	2:01.25	29.32s	30.45s

Finish Position and metres gained

First Arrow shows distance gain/loss from 2nd Qtr to 3rd Qtr,
Second Arrow shows distance gain/loss from 3rd Qtr to Finish
Blue arrow indicates best gain in these quarters.



Newcastle Race 7 Distance 1609m

Friday, 11 July 2025




Gross Time: 1:56.00 MileRate: 1:56.00 LeadTime: 0.00s First Qtr: 26.90s Second Qtr: 28.80s Third Qtr: 29.60s Fourth Qtr: 30.70s

DATA TABLE: 800 / 400 Posi's are position from leader and (how wide the horse was at that position)

No	Horse	Plc	Mar	800 Posi	400 Posi	Time	3rd Qtr	4th Qt
9	Sweet Rocky	1	0.0m	8.9m (0)	8.0m (0)	1:56.00	29.56s	30.10s
1	Lady Deloris	2	1.8m	5.0m (0)	4.3m (0)	1:56.14	29.56s	30.52s
10	Penurious	3	2.7m	13.4m (0)	12.8m (0)	1:56.22	29.60s	29.96s
3	Whens Lunch	4	6.5m	18.4m (0)	17.1m (0)	1:56.52	29.56s	29.94s
2	Peppercorn Barry	5	6.8m	20.4m (1)	11.2m (1)	1:56.55	28.98s	30.41s
5	Roses Are Best	6	8.9m	28.8m (1)	23.0m (0)	1:56.71	29.26s	29.69s
7	Lucky Rictor	7	9.2m	33.0m (0)	27.8m (0)	1:56.74	29.32s	29.36s
8	Watch Your Back	8	10.6m	24.9m (1)	15.0m (1)	1:56.85	28.94s	30.43s
6	Double Said	9	13.3m	0.0m (0)	0.0m (0)	1:57.07	29.60s	31.77s
4	Hes My Reason	10	18.6m	22.9m (0)	19.2m (1)	1:57.49	29.40s	30.75s

Finish Position and metres gained

First Arrow shows distance gain/loss from 2nd Qtr to 3rd Qtr,
Second Arrow shows distance gain/loss from 3rd Qtr to Finish
Blue arrow indicates best gain in these quarters.



Newcastle Race 8 Distance 1609m

Friday, 11 July 2025

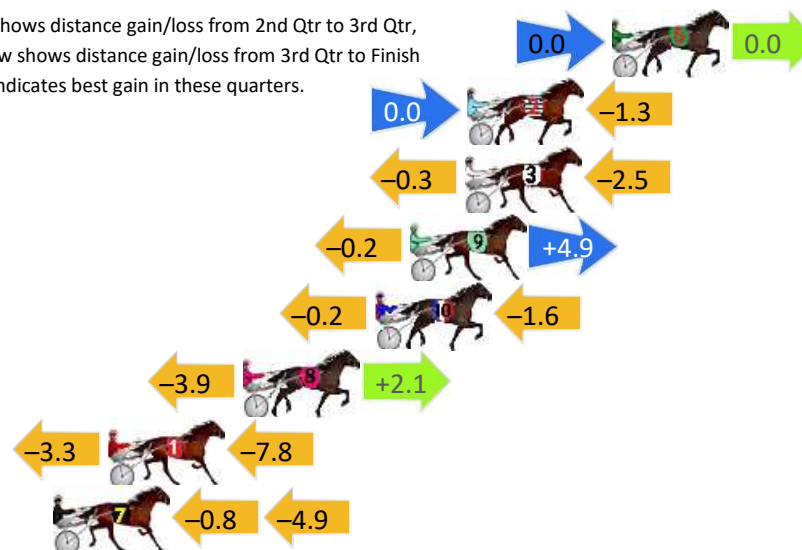
Gross Time: 1:57.20 MileRate: 1:57.20 LeadTime: 0.00s First Qtr: 28.90s Second Qtr: 31.30s Third Qtr: 28.40s Fourth Qtr: 28.60s

DATA TABLE: 800 / 400 Posi's are position from leader and (how wide the horse was at that position)

No	Horse	Plc	Mar	800 Posi	400 Posi	Time	3rd Qtr	4th Qt
6	Crusader Miss	1	0.0m	0.0m (0)	0.0m (0)	1:57.20	28.40s	28.60s
2	Seamark	2	5.8m	4.5m (0)	4.5m (0)	1:57.64	28.40s	28.72s
3	Ire Of The Dragon	3	5.9m	3.1m (1)	3.4m (1)	1:57.64	28.42s	28.80s
9	Jeffcoate	4	8.1m	12.8m (1)	13.0m (1)	1:57.81	28.42s	28.29s
10	Beancounter	5	9.5m	7.7m (1)	7.9m (1)	1:57.91	28.42s	28.75s
8	Brookessmartdancer	6	14.8m	13.0m (0)	16.9m (0)	1:58.31	28.68s	28.51s
1	Yogi	7	20.2m	9.1m (0)	12.4m (0)	1:58.72	28.64s	29.24s
7	Neon Tiger	8	22.4m	16.7m (1)	17.5m (1)	1:58.88	28.46s	29.04s

Finish Position and metres gained

First Arrow shows distance gain/loss from 2nd Qtr to 3rd Qtr,
Second Arrow shows distance gain/loss from 3rd Qtr to Finish
Blue arrow indicates best gain in these quarters.



800

Visual positions in race at 2nd Quarter



400

Visual positions in race at 3rd Quarter



Powered by



Harness Analyser

Sectional Analysis Software

Not just form | Free Trial

www.facebook.com/PJHarnessRacing



RISE Digital, Harness Racing Australia nor the provider accepts any responsibility for the completeness or accuracy of any of the information contained herein, and makes no representations about its suitability for any particular purpose. Users should make their own judgements about those matters and/or seek independent advice. You assume all risks associated with use of data provided on this page

Newcastle Race 9 Distance 1609m

Friday, 11 July 2025


Gross Time: 1:56.30 MileRate: 1:56.30 LeadTime: 0.00s First Qtr: 28.20s Second Qtr: 29.80s Third Qtr: 28.60s Fourth Qtr: 29.70s

DATA TABLE: 800 / 400 Posi's are position from leader and (how wide the horse was at that position)

No	Horse	Plc	Mar	800 Posi	400 Posi	Time	3rd Qtr	4th Qt
10	Addocar	1	0.0m	11.0m (1)	8.3m (1)	1:56.30	28.42s	29.10s
2	Rock Am Alyeska	2	0.3m	2.5m (1)	0.0m (1)	1:56.32	28.42s	29.72s
9	Ronnys Watching	3	7.9m	14.1m (0)	13.3m (0)	1:56.91	28.56s	29.35s
5	Shes A True Bling	4	9.9m	6.5m (1)	3.9m (1)	1:57.07	28.42s	30.19s
4	Miki Be Free	5	10.4m	5.1m (0)	3.9m (0)	1:57.11	28.52s	30.23s
6	Tried And Trusted	6	18.3m	0.0m (0)	0.0m (0)	1:57.72	28.60s	31.12s
7	Tiger Attack	7	22.6m	19.1m (0)	17.7m (0)	1:58.06	28.52s	30.18s
1	Miss Adonis	8	23.8m	9.6m (0)	8.8m (0)	1:58.15	28.56s	30.91s
8	Altiano	9	28.4m	20.0m (1)	17.1m (1)	1:58.51	28.42s	30.67s
3	Sierra Mist	10	30.7m	15.5m (1)	12.2m (1)	1:58.69	28.38s	31.21s

Finish Position and metres gained

First Arrow shows distance gain/loss from 2nd Qtr to 3rd Qtr,
Second Arrow shows distance gain/loss from 3rd Qtr to Finish
Blue arrow indicates best gain in these quarters.



800

Visual positions in race at 2nd Quarter



400

Visual positions in race at 3rd Quarter



Powered by



Harness Analyser

Sectional Analysis Software

Not just form | Free Trial

www.facebook.com/PJHarnessRacing



RISE Digital, Harness Racing Australia nor the provider accepts any responsibility for the completeness or accuracy of any of the information contained herein, and makes no representations about its suitability for any particular purpose. Users should make their own judgements about those matters and/or seek independent advice. You assume all risks associated with use of data provided on this page