

Wagga Riverina Race 1 Distance 1740m

Friday, 11 July 2025

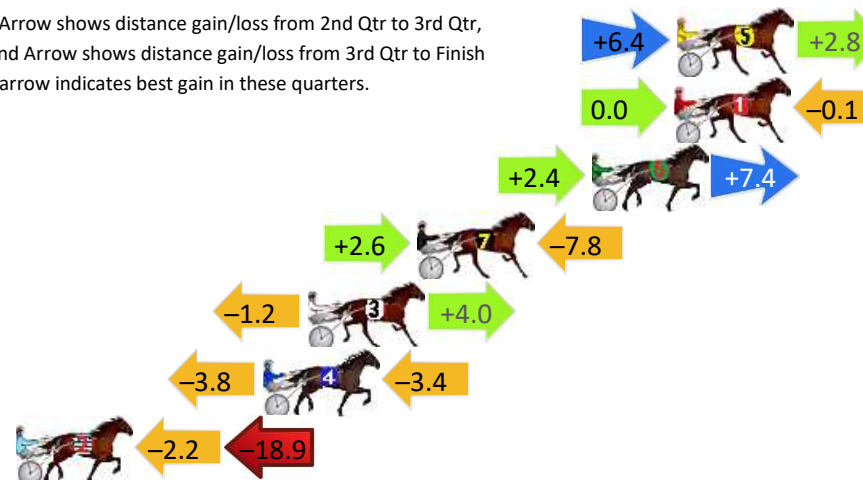
Gross Time: 2:05.60 MileRate: 1:56.20 LeadTime: 8.90s First Qtr: 28.80s Second Qtr: 30.20s Third Qtr: 29.90s Fourth Qtr: 27.80s

DATA TABLE: 800 / 400 Posi's are position from leader and (how wide the horse was at that position)

NoHorse	Plc	Mar	800 Posi	400 Posi	Time	3rd Qtr	4th Qt
5 The Wicked Warrior	1	0.0m	9.2m (1)	2.8m (2)	2:05.60	29.43s	27.61s
1 Papier Mache	2	0.1m	0.0m (0)	0.0m (0)	2:05.61	29.90s	27.81s
6 One More Reason	3	3.4m	13.2m (1)	10.8m (1)	2:05.85	29.71s	27.29s
7 Mister Seaside	4	10.4m	5.2m (1)	2.6m (1)	2:06.36	29.73s	28.34s
3 All Jokin Aside	5	14.8m	17.6m (1)	18.8m (1)	2:06.68	29.98s	27.52s
4 Geeteeho	6	16.6m	9.4m (0)	13.2m (0)	2:06.81	30.18s	28.03s
2 Romeghan	7	26.5m	5.4m (0)	7.6m (0)	2:07.54	30.11s	29.11s


Finish Position and metres gained

First Arrow shows distance gain/loss from 2nd Qtr to 3rd Qtr,
Second Arrow shows distance gain/loss from 3rd Qtr to Finish
Blue arrow indicates best gain in these quarters.



800

Visual positions in race at 2nd Quarter



400

Visual positions in race at 3rd Quarter



Powered by



Harness Analyser

Sectional Analysis Software

Not just form | Free Trial

www.facebook.com/PJHarnessRacing



RISE Digital, Harness Racing Australia nor the provider accepts any responsibility for the completeness or accuracy of any of the information contained herein, and makes no representations about its suitability for any particular purpose. Users should make their own judgements about those matters and/or seek independent advice. You assume all risks associated with use of data provided on this page

Wagga Riverina Race 2 Distance 1740m

Friday, 11 July 2025



Gross Time: 2:05.70 MileRate: 1:56.30 LeadTime: 8.80s First Qtr: 28.30s Second Qtr: 30.00s Third Qtr: 30.50s Fourth Qtr: 28.10s

DATA TABLE: 800 / 400 Posi's are position from leader and (how wide the horse was at that position)

No	Horse	Plc	Mar	800 Posi	400 Posi	Time	3rd Qtr	4th Qt
10	Think Christi	1	0.0m	7.0m (1)	0.2m (1)	2:05.70	30.00s	28.09s
8	Miss Tiger	2	25.8m	20.2m (1)	10.4m (3)	2:07.61	29.83s	29.18s
9	Bayridge Tommy	3	26.3m	8.6m (0)	8.8m (0)	2:07.64	30.57s	29.32s
7	Eye See Eye See	4	31.2m	15.8m (1)	5.8m (3)	2:08.00	29.85s	29.87s
4	Seventh Immortal	5	34.7m	18.0m (0)	11.2m (2)	2:08.26	30.07s	29.74s
6	Need Me Some Sugar	6	34.9m	13.2m (0)	11.0m (1)	2:08.28	30.41s	29.77s
5	Elleschance	7	36.8m	11.4m (1)	5.8m (2)	2:08.42	30.18s	30.27s
2	Barkway Thomas	8	40.8m	0.0m (0)	0.0m (0)	2:08.71	30.62s	30.95s
1	Pacific Timekeeper	9	54.3m	4.6m (0)	5.0m (0)	2:09.71	30.68s	31.54s
3	Social Status	10	83.7m	3.0m (1)	5.6m (1)	2:11.88	30.92s	33.56s

Finish Position and metres gained

First Arrow shows distance gain/loss from 2nd Qtr to 3rd Qtr, Second Arrow shows distance gain/loss from 3rd Qtr to Finish. Blue arrow indicates best gain in these quarters.



800

Visual positions in race at 2nd Quarter



400

Visual positions in race at 3rd Quarter



Powered by



Harness Analyser

Sectional Analysis Software

Not just form | Free Trial

www.facebook.com/PJHarnessRacing



RISE Digital, Harness Racing Australia nor the provider accepts any responsibility for the completeness or accuracy of any of the information contained herein, and makes no representations about its suitability for any particular purpose. Users should make their own judgements about those matters and/or seek independent advice. You assume all risks associated with use of data provided on this page

Wagga Riverina Race 3 Distance 2270m

Friday, 11 July 2025

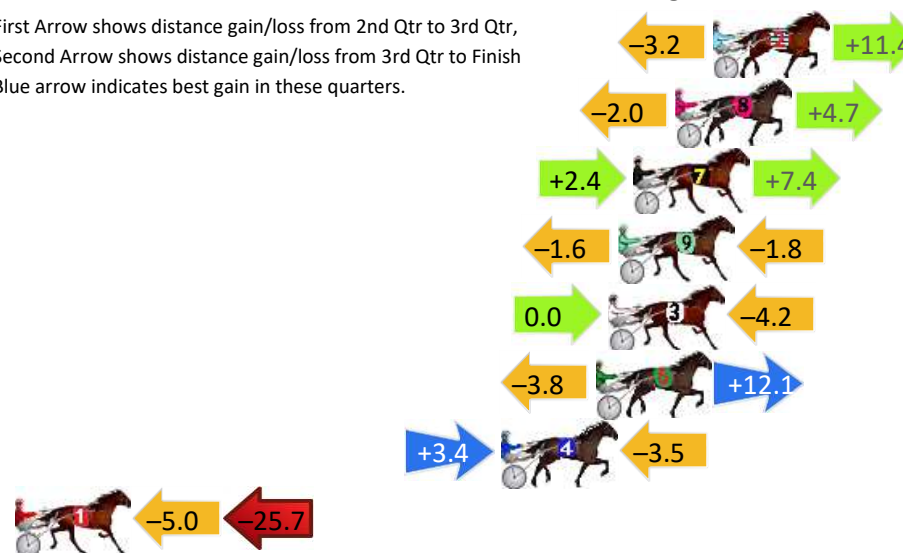
Gross Time: 2:47.60 MileRate: 1:58.80 LeadTime: 49.60s First Qtr: 31.50s Second Qtr: 29.60s Third Qtr: 28.10s Fourth Qtr: 28.80s

DATA TABLE: 800 / 400 Posi's are position from leader and (how wide the horse was at that position)

No	Horse	Plc	Mar	800 Posi	400 Posi	Time	3rd Qtr	4th Qt
2	Mop	1	0.0m	8.2m (0)	11.4m (1)	2:47.60	28.34s	27.98s
8	Village Area	2	1.5m	4.2m (1)	6.2m (1)	2:47.71	28.25s	28.46s
7	Marianna Bromac	3	3.2m	13.0m (1)	10.6m (2)	2:47.84	27.94s	28.27s
9	Hes A Terror	4	3.8m	0.4m (1)	2.0m (1)	2:47.89	28.21s	28.93s
3	Classic Beesmack	5	4.2m	0.0m (0)	0.0m (0)	2:47.92	28.10s	29.10s
6	Keayang Alex	6	4.7m	13.0m (0)	16.8m (0)	2:47.96	28.38s	27.93s
4	The Banker	7	8.5m	8.4m (1)	5.0m (2)	2:48.24	27.86s	29.05s
1	Dee Terror	8	34.7m	4.0m (0)	9.0m (0)	2:50.22	28.43s	30.64s

Finish Position and metres gained

First Arrow shows distance gain/loss from 2nd Qtr to 3rd Qtr,
Second Arrow shows distance gain/loss from 3rd Qtr to Finish
Blue arrow indicates best gain in these quarters.



800

Visual positions in race at 2nd Quarter



400

Visual positions in race at 3rd Quarter



Wagga Riverina Race 4 Distance 1740m

Friday, 11 July 2025

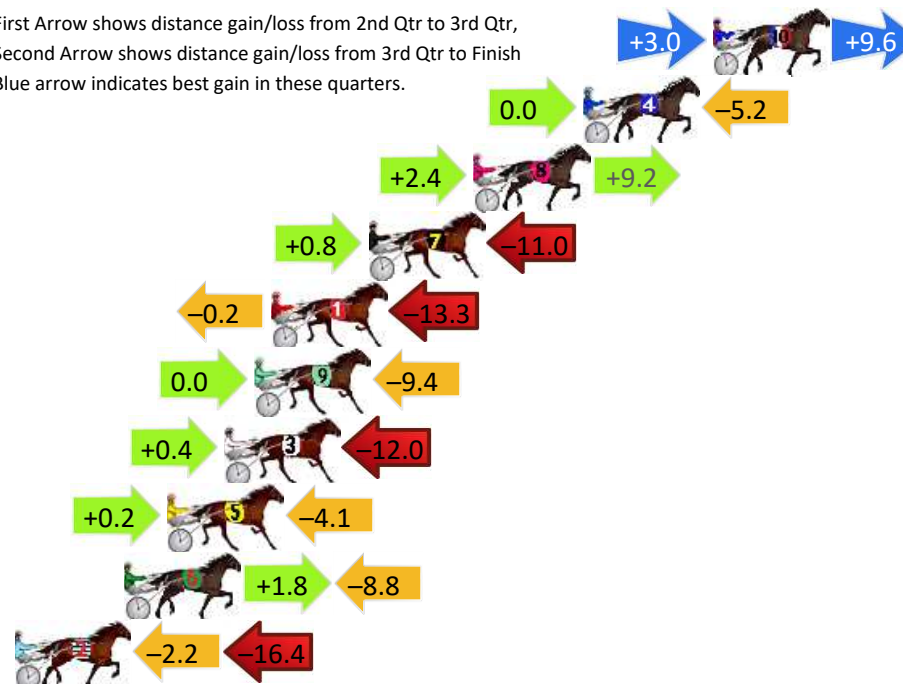
Gross Time: 2:04.60 MileRate: 1:55.20 LeadTime: 8.70s First Qtr: 28.50s Second Qtr: 30.40s Third Qtr: 28.90s Fourth Qtr: 28.10s

DATA TABLE: 800 / 400 Posi's are position from leader and (how wide the horse was at that position)

NoHorse	Plc	Mar	800 Posi	400 Posi	Time	3rd Qtr	4th Qt
10 Tupelo	1	0.0m	12.6m (1)	9.6m (2)	2:04.60	28.68s	27.43s
4 Playing For Keeps	2	5.2m	0.0m (0)	0.0m (0)	2:04.98	28.91s	28.46s
8 Farfalla Stride	3	9.6m	21.2m (1)	18.8m (2)	2:05.31	28.72s	27.46s
7 Two More Diamonds	4	13.8m	3.6m (1)	2.8m (1)	2:05.62	28.85s	28.87s
1 Spread The Fear	5	17.7m	4.2m (0)	4.4m (0)	2:05.91	28.93s	29.03s
9 Starshine Lady	6	18.4m	9.0m (0)	9.0m (0)	2:05.96	28.91s	28.76s
3 Tamlight Goodtime	7	19.6m	8.0m (1)	7.6m (1)	2:06.05	28.88s	28.94s
5 Muscle Town	8	21.9m	18.0m (0)	17.8m (1)	2:06.22	28.89s	28.39s
6 Captain Evie	9	23.6m	16.6m (1)	14.8m (2)	2:06.34	28.78s	28.71s
2 Sheza Bettor Gem	10	31.6m	13.0m (0)	15.2m (0)	2:06.93	29.07s	29.25s

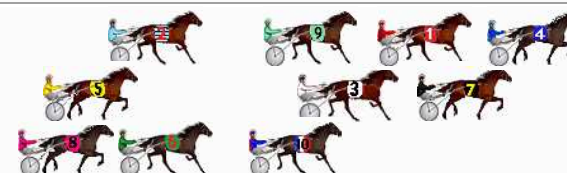
Finish Position and metres gained

First Arrow shows distance gain/loss from 2nd Qtr to 3rd Qtr,
Second Arrow shows distance gain/loss from 3rd Qtr to Finish
Blue arrow indicates best gain in these quarters.



800

Visual positions in race at 2nd Quarter



400

Visual positions in race at 3rd Quarter

Wagga Riverina Race 5 Distance 2270m

Friday, 11 July 2025


Gross Time: 2:45.90 MileRate: 1:57.60 LeadTime: 48.60s First Qtr: 30.20s Second Qtr: 30.00s Third Qtr: 28.60s Fourth Qtr: 28.50s

DATA TABLE: 800 / 400 Posi's are position from leader and (how wide the horse was at that position)

NoHorse	Plc	Mar	800 Posi	400 Posi	Time	3rd Qtr	4th Qt
8 Fourth Response	1	0.0m	0.0m (0)	0.0m (0)	2:45.90	28.60s	28.50s
1 Miki Loch	2	10.2m	8.6m (0)	11.2m (0)	2:46.66	28.78s	28.43s
5 Fiano	3	10.6m	6.0m (1)	7.0m (1)	2:46.69	28.67s	28.76s
4 Jilliby Ryder	4	11.1m	10.2m (1)	11.8m (1)	2:46.73	28.71s	28.45s
9 Atomic Black	5	11.4m	2.2m (1)	2.4m (1)	2:46.75	28.62s	29.14s
7 Ideal Andy	6	18.5m	13.8m (1)	15.8m (1)	2:47.28	28.74s	28.69s
6 Ellava Pacer	7	23.7m	13.4m (0)	16.0m (0)	2:47.67	28.79s	29.05s
2 Millyano	8	24.3m	18.0m (1)	20.6m (1)	2:47.72	28.78s	28.76s
3 Calivil	9	85.2m	4.4m (0)	6.4m (0)	2:52.28	28.75s	34.08s

Finish Position and metres gained

First Arrow shows distance gain/loss from 2nd Qtr to 3rd Qtr,
Second Arrow shows distance gain/loss from 3rd Qtr to Finish
Blue arrow indicates best gain in these quarters.



Visual positions in race at 2nd Quarter



Visual positions in race at 3rd Quarter

Wagga Riverina Race 6 Distance 2270m

Friday, 11 July 2025

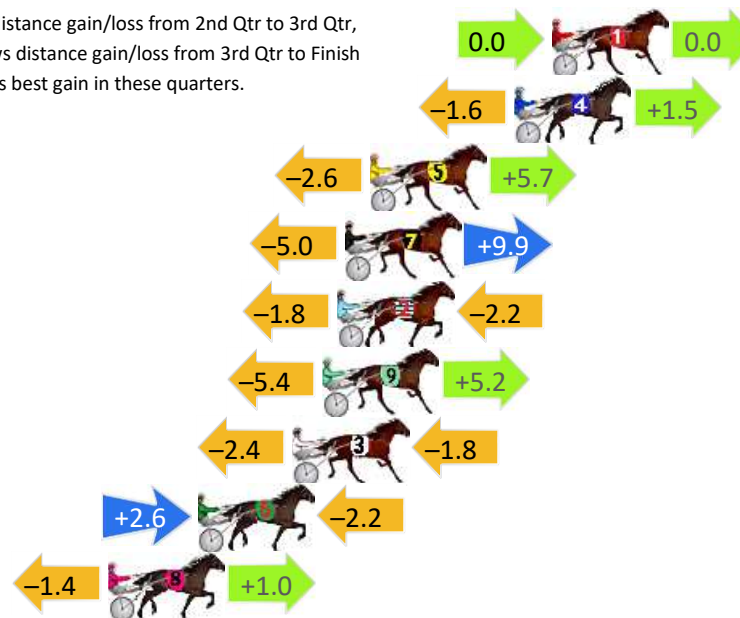
Gross Time: 2:46.20 MileRate: 1:57.80 LeadTime: 49.10s First Qtr: 31.50s Second Qtr: 29.20s Third Qtr: 27.60s Fourth Qtr: 28.80s

DATA TABLE: 800 / 400 Posi's are position from leader and (how wide the horse was at that position)

No	Horse	Plc	Mar	800 Posi	400 Posi	Time	3rd Qtr	4th Qt
1	Fear The Pain	1	0.0m	0.0m (0)	0.0m (0)	2:46.20	27.60s	28.80s
4	Kimcando	2	1.5m	1.4m (1)	3.0m (1)	2:46.31	27.71s	28.69s
5	Hy Maintenance	3	7.3m	10.4m (1)	13.0m (1)	2:46.75	27.79s	28.39s
7	Bet Sheza Lady	4	8.3m	13.2m (0)	18.2m (1)	2:46.83	27.97s	28.09s
2	Shes Got A Reason	5	8.6m	4.6m (0)	6.4m (0)	2:46.85	27.72s	28.96s
9	Im Harvey Specter	6	9.2m	9.0m (0)	14.4m (0)	2:46.90	27.99s	28.43s
3	Full Of Spice	7	10.4m	6.2m (1)	8.6m (1)	2:46.99	27.77s	28.93s
6	Louis The Legend	8	14.2m	14.6m (1)	12.0m (2)	2:47.27	27.41s	28.96s
8	Eyedidntloseit	9	17.8m	17.4m (0)	18.8m (2)	2:47.55	27.70s	28.73s

Finish Position and metres gained

First Arrow shows distance gain/loss from 2nd Qtr to 3rd Qtr,
Second Arrow shows distance gain/loss from 3rd Qtr to Finish
Blue arrow indicates best gain in these quarters.



800

Visual positions in race at 2nd Quarter



400

Visual positions in race at 3rd Quarter



Powered by



Harness Analyser

Sectional Analysis Software

Not just form | Free Trial

www.facebook.com/PJHarnessRacing



RISE Digital, Harness Racing Australia nor the provider accepts any responsibility for the completeness or accuracy of any of the information contained herein, and makes no representations about its suitability for any particular purpose. Users should make their own judgements about those matters and/or seek independent advice. You assume all risks associated with use of data provided on this page

Wagga Riverina Race 7 Distance 1740m

Friday, 11 July 2025

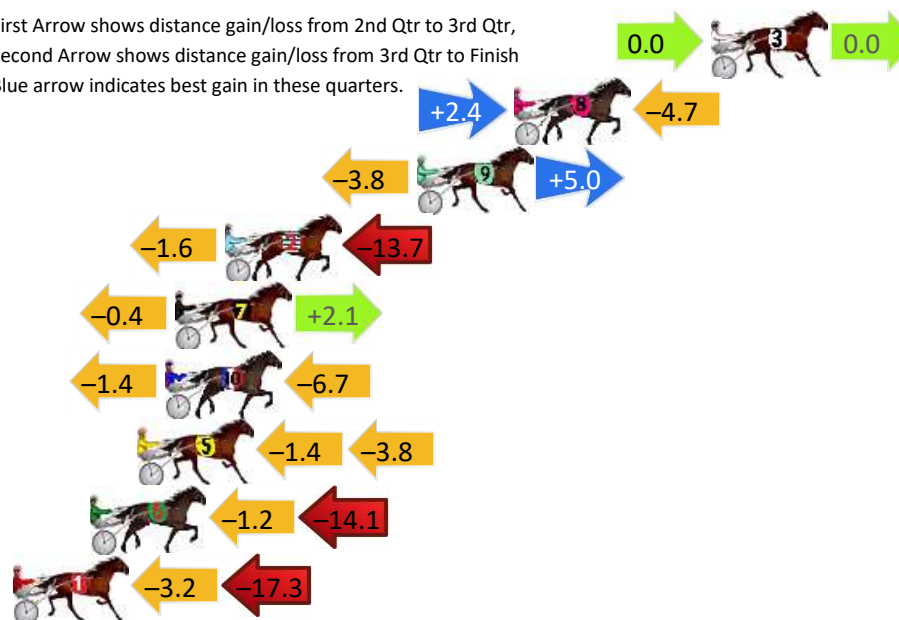
Gross Time: 2:03.30 MileRate: 1:54.00 LeadTime: 8.60s First Qtr: 28.60s Second Qtr: 30.80s Third Qtr: 28.20s Fourth Qtr: 27.10s

DATA TABLE: 800 / 400 Posi's are position from leader and (how wide the horse was at that position)

No	Horse	Plc	Mar	800 Posi	400 Posi	Time	3rd Qtr	4th Qt
3	Perfect Stranger	1	0.0m	0.0m (0)	0.0m (0)	2:03.30	28.20s	27.10s
8	Ohoka Nico	2	7.9m	5.6m (1)	3.2m (1)	2:03.86	28.04s	27.42s
9	Nugget Rogers	3	11.8m	13.0m (0)	16.8m (0)	2:04.14	28.45s	26.76s
2	Im Belieber	4	19.5m	4.2m (0)	5.8m (0)	2:04.69	28.33s	28.02s
7	Maginot Line	5	21.5m	23.2m (0)	23.6m (0)	2:04.83	28.22s	26.96s
10	She Haunts Em	6	21.9m	13.8m (1)	15.2m (1)	2:04.86	28.31s	27.55s
5	Keayang Blue Jeans	7	23.0m	17.8m (1)	19.2m (1)	2:04.94	28.30s	27.36s
6	Exclusive Hustler	8	24.9m	9.6m (1)	10.8m (1)	2:05.08	28.30s	28.05s
1	Ottos Wealth	9	29.5m	9.0m (0)	12.2m (0)	2:05.41	28.44s	28.27s

Finish Position and metres gained

First Arrow shows distance gain/loss from 2nd Qtr to 3rd Qtr,
Second Arrow shows distance gain/loss from 3rd Qtr to Finish
Blue arrow indicates best gain in these quarters.



800

Visual positions in race at 2nd Quarter



400

Visual positions in race at 3rd Quarter



Powered by



Harness Analyser

Sectional Analysis Software

Not just form | Free Trial

www.facebook.com/PJHarnessRacing



RISE Digital, Harness Racing Australia nor the provider accepts any responsibility for the completeness or accuracy of any of the information contained herein, and makes no representations about its suitability for any particular purpose. Users should make their own judgements about those matters and/or seek independent advice. You assume all risks associated with use of data provided on this page

Wagga Riverina Race 8 Distance 1740m

Friday, 11 July 2025

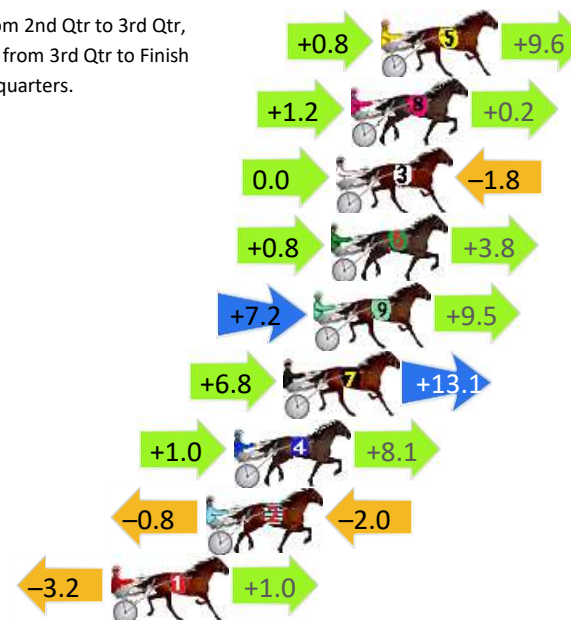
Gross Time: 2:03.80 MileRate: 1:54.50 LeadTime: 8.40s First Qtr: 28.60s Second Qtr: 29.70s Third Qtr: 28.00s Fourth Qtr: 29.10s

DATA TABLE: 800 / 400 Posi's are position from leader and (how wide the horse was at that position)

No	Horse	Plc	Mar	800 Posi	400 Posi	Time	3rd Qtr	4th Qt
5	Carlo Gambino	1	0.0m	10.4m (1)	9.6m (2)	2:03.80	27.96s	28.41s
8	Wipeout	2	1.2m	2.6m (1)	1.4m (1)	2:03.89	27.92s	29.09s
3	Im Alrite	3	1.8m	0.0m (0)	0.0m (0)	2:03.94	28.00s	29.23s
6	Tizzy Lizzie	4	2.0m	6.6m (1)	5.8m (1)	2:03.95	27.95s	28.83s
9	Just Rollyourown	5	2.7m	19.4m (1)	12.2m (3)	2:04.01	27.50s	28.41s
7	Bubby To Base	6	3.9m	23.8m (1)	17.0m (3)	2:04.10	27.54s	28.15s
4	Messerati	7	5.9m	15.0m (1)	14.0m (2)	2:04.25	27.94s	28.51s
2	Uncle Jay	8	7.0m	4.2m (0)	5.0m (0)	2:04.33	28.05s	29.24s
1	Fredeee Tee	9	10.8m	8.6m (0)	11.8m (0)	2:04.62	28.23s	29.03s

Finish Position and metres gained

First Arrow shows distance gain/loss from 2nd Qtr to 3rd Qtr,
Second Arrow shows distance gain/loss from 3rd Qtr to Finish
Blue arrow indicates best gain in these quarters.



800

Visual positions in race at 2nd Quarter



400

Visual positions in race at 3rd Quarter

