

# Menangle Race 1 Distance 1609m

Saturday, 12 July 2025


Gross Time: 1:51.20 MileRate: 1:51.20 LeadTime: 0.00s First Qtr: 26.40s Second Qtr: 28.90s Third Qtr: 28.90s Fourth Qtr: 27.00s

DATA TABLE: 800 / 400 Posi's are position from leader and (how wide the horse was at that position)

No	Horse	Plc	Mar	800 Posi	400 Posi	Time	3rd Qtr	4th Qt
10	Hy Poactive	1	0.0m	3.8m (1)	0.0m (1)	1:51.20	28.64s	27.00s
9	Craftmans Charlie	2	5.4m	0.0m (0)	2.0m (0)	1:51.58	29.05s	27.23s
7	Boom	3	7.3m	16.4m (1)	14.4m (3)	1:51.72	28.74s	26.52s
4	Dance And Deliver	4	7.8m	12.4m (1)	10.4m (3)	1:51.75	28.75s	26.83s
6	Franco Tyson	5	8.1m	4.2m (0)	6.2m (1)	1:51.78	29.04s	27.13s
3	Promising	6	10.5m	15.8m (0)	18.6m (0)	1:51.95	29.08s	26.46s
1	Diamond Eclipse	7	13.0m	8.2m (0)	10.4m (1)	1:52.12	29.06s	27.17s
2	Romanee	8	13.1m	12.2m (0)	14.4m (0)	1:52.13	29.05s	26.91s
11	Surfers Delight	9	17.9m	21.4m (1)	18.4m (3)	1:52.47	28.69s	26.97s
8	Pitch Perfect	10	29.3m	8.4m (1)	6.6m (2)	1:53.28	28.83s	28.52s

## Finish Position and metres gained

First Arrow shows distance gain/loss from 2nd Qtr to 3rd Qtr,  
Second Arrow shows distance gain/loss from 3rd Qtr to Finish  
Blue arrow indicates best gain in these quarters.



800

Visual positions in race at 2nd Quarter



400

Visual positions in race at 3rd Quarter



Powered by



Harness Analyser

Sectional Analysis Software

Not just form | Free Trial

[www.facebook.com/PJHarnessRacing](http://www.facebook.com/PJHarnessRacing)



RISE Digital, Harness Racing Australia nor the provider accepts any responsibility for the completeness or accuracy of any of the information contained herein, and makes no representations about its suitability for any particular purpose. Users should make their own judgements about those matters and/or seek independent advice. You assume all risks associated with use of data provided on this page

# Menangle Race 2 Distance 2300m

Saturday, 12 July 2025


Gross Time: 2:47.10 MileRate: 1:56.90 LeadTime: 50.50s First Qtr: 31.30s Second Qtr: 29.50s Third Qtr: 28.70s Fourth Qtr: 27.10s

DATA TABLE: 800 / 400 Posi's are position from leader and (how wide the horse was at that position)

NoHorse	Plc	Mar	800 Posi	400 Posi	Time	3rd Qtr	4th Qt
3 Guilty Party	1	0.0m	8.0m (0)	8.2m (0)	2:47.10	28.70s	26.55s
2 Lamandier	2	2.6m	4.6m (1)	1.0m (1)	2:47.29	28.45s	27.21s
1 Sheffield Sparky	3	2.9m	0.0m (0)	0.0m (0)	2:47.31	28.71s	27.30s
10 Alta Magacian	4	3.8m	15.2m (0)	12.8m (0)	2:47.37	28.52s	26.49s
7 Stormtide	5	4.1m	8.8m (1)	4.8m (2)	2:47.39	28.42s	27.05s
4 Corbie Stumbler	6	5.9m	4.0m (0)	4.2m (0)	2:47.52	28.72s	27.21s
8 Dougs Flame	7	7.5m	13.0m (1)	9.4m (2)	2:47.64	28.45s	26.97s
5 Our George Boston	8	9.0m	19.8m (0)	17.0m (0)	2:47.74	28.49s	26.56s
9 Alta Sierra	9	9.5m	17.2m (1)	13.4m (2)	2:47.78	28.43s	26.84s

## Finish Position and metres gained

First Arrow shows distance gain/loss from 2nd Qtr to 3rd Qtr,  
Second Arrow shows distance gain/loss from 3rd Qtr to Finish  
Blue arrow indicates best gain in these quarters.



800

Visual positions in race at 2nd Quarter



400

Visual positions in race at 3rd Quarter



Powered by



Harness Analyser

Sectional Analysis Software

Not just form | Free Trial

[www.facebook.com/PJHarnessRacing](http://www.facebook.com/PJHarnessRacing)



RISE Digital, Harness Racing Australia nor the provider accepts any responsibility for the completeness or accuracy of any of the information contained herein, and makes no representations about its suitability for any particular purpose. Users should make their own judgements about those matters and/or seek independent advice. You assume all risks associated with use of data provided on this page

# Menangle Race 3 Distance 1609m

Saturday, 12 July 2025


Gross Time: 1:52.00 MileRate: 1:52.00 LeadTime: 0.00s First Qtr: 27.30s Second Qtr: 29.50s Third Qtr: 27.60s Fourth Qtr: 27.60s

DATA TABLE: 800 / 400 Posi's are position from leader and (how wide the horse was at that position)

NoHorse	Plc	Mar	800 Posi	400 Posi	Time	3rd Qtr	4th Qt
2 Dangerous Threats	1	0.0m	4.0m (1)	5.4m (2)	1:52.00	27.70s	27.23s
5 Lochinvar Jag	2	9.2m	8.4m (1)	9.0m (3)	1:52.67	27.64s	27.61s
9 Bettors Hope	3	11.3m	13.0m (1)	12.8m (4)	1:52.82	27.59s	27.50s
6 Nitro Danny	4	12.0m	4.4m (0)	4.6m (0)	1:52.87	27.61s	28.11s
1 Nosaer	5	13.3m	8.4m (0)	8.6m (0)	1:52.97	27.61s	27.92s
7 Bara Riley	6	14.5m	17.2m (0)	16.6m (1)	1:53.05	27.56s	27.46s
8 Flo Ryda	7	15.4m	17.0m (1)	16.8m (4)	1:53.12	27.59s	27.50s
4 Dukes Choice	8	16.6m	12.6m (0)	12.4m (1)	1:53.21	27.59s	27.89s
3 Jilliby Fabio	9	23.2m	0.0m (0)	0.0m (0)	1:53.68	27.60s	29.19s
10 Im Dustee	10	24.8m	0.2m (1)	1.8m (1)	1:53.80	27.71s	29.18s

## Finish Position and metres gained

First Arrow shows distance gain/loss from 2nd Qtr to 3rd Qtr,  
Second Arrow shows distance gain/loss from 3rd Qtr to Finish  
Blue arrow indicates best gain in these quarters.



800

Visual positions in race at 2nd Quarter



400

Visual positions in race at 3rd Quarter



Powered by



Harness Analyser

Sectional Analysis Software

Not just form | Free Trial

[www.facebook.com/PJHarnessRacing](http://www.facebook.com/PJHarnessRacing)



RISE Digital, Harness Racing Australia nor the provider accepts any responsibility for the completeness or accuracy of any of the information contained herein, and makes no representations about its suitability for any particular purpose. Users should make their own judgements about those matters and/or seek independent advice. You assume all risks associated with use of data provided on this page

# Menangle Race 4 Distance 1609m

Saturday, 12 July 2025


Gross Time: 1:52.80 MileRate: 1:52.80 LeadTime: 0.00s First Qtr: 27.00s Second Qtr: 30.10s Third Qtr: 28.40s Fourth Qtr: 27.30s

DATA TABLE: 800 / 400 Posi's are position from leader and (how wide the horse was at that position)

No	Horse	Plc	Mar	800 Posi	400 Posi	Time	3rd Qtr	4th Qt
6	Missaudacious	1	0.0m	0.0m (0)	0.0m (0)	1:52.80	28.40s	27.30s
5	Zenxena	2	1.9m	10.0m (1)	7.2m (1)	1:52.94	28.20s	26.94s
9	More Gooda	3	3.7m	4.0m (0)	4.0m (0)	1:53.07	28.40s	27.28s
8	My Crackling Rosie	4	4.3m	5.6m (1)	3.2m (1)	1:53.11	28.24s	27.37s
7	No Dramas	5	7.4m	18.4m (1)	15.6m (1)	1:53.33	28.19s	26.74s
2	Aromet Girl	6	9.3m	8.2m (0)	8.4m (0)	1:53.47	28.42s	27.36s
4	Sweet Hayley Jane	7	10.4m	16.4m (0)	16.8m (0)	1:53.55	28.42s	26.87s
10	Carrera Sunset	8	12.3m	22.4m (1)	19.8m (1)	1:53.68	28.21s	26.79s
3	Whilemena Rita	9	17.6m	14.2m (1)	11.2m (1)	1:54.06	28.20s	27.73s
1	Charlies Ace	10	19.3m	12.2m (0)	12.8m (0)	1:54.19	28.45s	27.74s

## Finish Position and metres gained

First Arrow shows distance gain/loss from 2nd Qtr to 3rd Qtr,  
Second Arrow shows distance gain/loss from 3rd Qtr to Finish  
Blue arrow indicates best gain in these quarters.



800

Visual positions in race at 2nd Quarter



400

Visual positions in race at 3rd Quarter



Powered by



Harness Analyser

Sectional Analysis Software

Not just form | Free Trial

[www.facebook.com/PJHarnessRacing](http://www.facebook.com/PJHarnessRacing)



RISE Digital, Harness Racing Australia nor the provider accepts any responsibility for the completeness or accuracy of any of the information contained herein, and makes no representations about its suitability for any particular purpose. Users should make their own judgements about those matters and/or seek independent advice. You assume all risks associated with use of data provided on this page



# Menangle Race 5 Distance 2300m

Saturday, 12 July 2025


Gross Time: 2:45.30 MileRate: 1:55.60 LeadTime: 49.30s First Qtr: 31.00s Second Qtr: 29.10s Third Qtr: 28.20s Fourth Qtr: 27.70s

DATA TABLE: 800 / 400 Posi's are position from leader and (how wide the horse was at that position)

NoHorse	Plc	Mar	800 Posi	400 Posi	Time	3rd Qtr	4th Qt
2 Ubetcha Tigerpie	1	0.0m	2.8m (1)	0.0m (1)	2:45.30	28.01s	27.70s
7 Roclea Image	2	2.7m	6.8m (1)	4.0m (1)	2:45.50	28.00s	27.61s
3 Horn Player	3	4.6m	4.0m (0)	5.8m (0)	2:45.64	28.32s	27.62s
6 Ardens Ace	4	9.1m	10.8m (1)	8.2m (1)	2:45.96	28.02s	27.76s
9 No Heart Throb	5	9.3m	14.8m (1)	8.8m (2)	2:45.98	27.78s	27.73s
5 Spirit Of Arion	6	9.7m	8.0m (0)	9.8m (0)	2:46.01	28.33s	27.69s
8 Montalbano	7	10.6m	12.2m (0)	13.6m (1)	2:46.07	28.30s	27.49s
11 Double Act	8	12.6m	19.6m (1)	14.2m (2)	2:46.22	27.82s	27.59s
10 Van Basten	9	15.9m	16.2m (0)	17.4m (1)	2:46.46	28.28s	27.60s
1 Dom Toretto	10	35.3m	0.0m (0)	1.8m (0)	2:47.87	28.35s	30.01s

## Finish Position and metres gained

First Arrow shows distance gain/loss from 2nd Qtr to 3rd Qtr,  
Second Arrow shows distance gain/loss from 3rd Qtr to Finish  
Blue arrow indicates best gain in these quarters.



800

Visual positions in race at 2nd Quarter



400

Visual positions in race at 3rd Quarter



Powered by



Harness Analyser

Sectional Analysis Software

Not just form | Free Trial

[www.facebook.com/PJHarnessRacing](http://www.facebook.com/PJHarnessRacing)



RISE Digital, Harness Racing Australia nor the provider accepts any responsibility for the completeness or accuracy of any of the information contained herein, and makes no representations about its suitability for any particular purpose. Users should make their own judgements about those matters and/or seek independent advice. You assume all risks associated with use of data provided on this page

# Menangle Race 6 Distance 1609m

Saturday, 12 July 2025


Gross Time: 1:52.70 MileRate: 1:52.70 LeadTime: 0.00s First Qtr: 28.20s Second Qtr: 29.40s Third Qtr: 28.20s Fourth Qtr: 26.90s

DATA TABLE: 800 / 400 Posi's are position from leader and (how wide the horse was at that position)

No	Horse	Plc	Mar	800 Posi	400 Posi	Time	3rd Qtr	4th Qt
7	Gunna Reload	1	0.0m	0.0m (0)	0.0m (0)	1:52.70	28.20s	26.90s
1	Soho The Real Deal	2	8.2m	4.0m (0)	5.2m (0)	1:53.28	28.29s	27.10s
6	Petes Crunch Time	3	12.3m	14.4m (1)	14.4m (2)	1:53.57	28.20s	26.76s
3	Lit The Wick	4	14.2m	12.2m (0)	13.8m (0)	1:53.71	28.31s	26.93s
8	Dance With Carmer	5	18.3m	10.2m (1)	10.0m (2)	1:54.00	28.20s	27.46s
2	Kasbah	6	22.7m	8.0m (0)	9.8m (0)	1:54.31	28.34s	27.76s
4	Cinematic	7	35.2m	6.0m (1)	8.8m (1)	1:55.19	28.43s	28.67s
9	Ava Leanne	8	36.7m	18.8m (1)	19.0m (0)	1:55.30	28.24s	28.08s

## Finish Position and metres gained

First Arrow shows distance gain/loss from 2nd Qtr to 3rd Qtr,  
Second Arrow shows distance gain/loss from 3rd Qtr to Finish  
Blue arrow indicates best gain in these quarters.



800

Visual positions in race at 2nd Quarter



400

Visual positions in race at 3rd Quarter



Powered by



Harness Analyser

Sectional Analysis Software

Not just form | Free Trial

[www.facebook.com/PJHarnessRacing](http://www.facebook.com/PJHarnessRacing)



RISE Digital, Harness Racing Australia nor the provider accepts any responsibility for the completeness or accuracy of any of the information contained herein, and makes no representations about its suitability for any particular purpose. Users should make their own judgements about those matters and/or seek independent advice. You assume all risks associated with use of data provided on this page

# Menangle Race 7 Distance 1609m

Saturday, 12 July 2025


Gross Time: 1:56.60 MileRate: 1:56.60 LeadTime: 0.00s First Qtr: 27.60s Second Qtr: 31.30s Third Qtr: 29.00s Fourth Qtr: 28.70s

DATA TABLE: 800 / 400 Posi's are position from leader and (how wide the horse was at that position)

No	Horse	Plc	Mar	800 Posi	400 Posi	Time	3rd Qtr	4th Qt
6	Im Bobby	1	0.0m	0.0m (0)	0.0m (0)	1:56.60	29.00s	28.70s
7	Toro Stride	2	8.5m	19.2m (1)	12.8m (1)	1:57.24	28.54s	28.39s
5	Sunny Gee	3	11.5m	13.0m (0)	8.2m (0)	1:57.47	28.66s	28.94s
1	Affaire De Cover	4	12.2m	8.6m (0)	19.2m (1)	1:57.52	29.76s	28.20s
10	Jungle Eyes	5	14.6m	23.8m (1)	19.6m (2)	1:57.70	28.70s	28.34s
3	Oh Nova Love	6	15.2m	17.2m (0)	23.2m (1)	1:57.75	29.43s	28.13s
9	Rakero Blaze	7	15.7m	28.4m (1)	27.2m (1)	1:57.78	28.91s	27.88s
2	Super Service	8	58.2m	4.2m (0)	15.4m (0)	2:00.99	29.82s	31.75s


## Finish Position and metres gained

First Arrow shows distance gain/loss from 2nd Qtr to 3rd Qtr,  
Second Arrow shows distance gain/loss from 3rd Qtr to Finish  
Blue arrow indicates best gain in these quarters.



800

Visual positions in race at 2nd Quarter



400

Visual positions in race at 3rd Quarter



Powered by



Harness Analyser

Sectional Analysis Software

Not just form | Free Trial

[www.facebook.com/PJHarnessRacing](http://www.facebook.com/PJHarnessRacing)



RISE Digital, Harness Racing Australia nor the provider accepts any responsibility for the completeness or accuracy of any of the information contained herein, and makes no representations about its suitability for any particular purpose. Users should make their own judgements about those matters and/or seek independent advice. You assume all risks associated with use of data provided on this page

# Menangle Race 8 Distance 2300m

Saturday, 12 July 2025


Gross Time: 2:47.30 MileRate: 1:57.00 LeadTime: 50.60s First Qtr: 31.20s Second Qtr: 29.50s Third Qtr: 27.80s Fourth Qtr: 28.20s

DATA TABLE: 800 / 400 Posi's are position from leader and (how wide the horse was at that position)

NoHorse	Plc	Mar	800 Posi	400 Posi	Time	3rd Qtr	4th Qt
10 Double Fear	1	0.0m	0.0m (0)	0.0m (0)	2:47.30	27.80s	28.20s
1 Outside Fighter	2	4.3m	4.0m (0)	4.6m (0)	2:47.62	27.84s	28.18s
6 Montefiore	3	4.5m	7.2m (1)	12.0m (2)	2:47.63	28.14s	27.67s
8 Springfield Affair	4	5.7m	11.2m (1)	16.0m (2)	2:47.72	28.14s	27.48s
3 Has The Courage	5	7.3m	12.2m (0)	14.2m (0)	2:47.84	27.94s	27.72s
2 Raging Sea	6	7.8m	8.2m (0)	9.8m (0)	2:47.88	27.91s	28.06s
9 Vinke B	7	8.2m	15.4m (1)	20.4m (1)	2:47.91	28.15s	27.34s
5 Collect A Dime	8	14.0m	3.2m (1)	11.4m (1)	2:48.34	28.37s	28.38s
7 Sahara Sirocco	9	15.2m	19.6m (1)	24.4m (1)	2:48.43	28.14s	27.56s
4 John McLean	10	18.4m	16.6m (0)	19.2m (0)	2:48.66	27.98s	28.14s

## Finish Position and metres gained

First Arrow shows distance gain/loss from 2nd Qtr to 3rd Qtr,  
Second Arrow shows distance gain/loss from 3rd Qtr to Finish  
Blue arrow indicates best gain in these quarters.



800

Visual positions in race at 2nd Quarter



400

Visual positions in race at 3rd Quarter