

Menangle Race 1 Distance 2300m

Monday, 14 July 2025


Gross Time: 2:52.50 MileRate: 2:00.70 LeadTime: 51.00s First Qtr: 30.70s Second Qtr: 31.00s Third Qtr: 30.10s Fourth Qtr: 29.70s

DATA TABLE: 800 / 400 Posi's are position from leader and (how wide the horse was at that position)

NoHorse	Plc	Mar	800 Posi	400 Posi	Time	3rd Qtr	4th Qt
8 Your Majesty	1	0.0m	14.6m (1)	15.0m (2)	2:52.50	30.12s	28.59s
6 Hard Rock Angel	2	7.8m	10.6m (1)	9.4m (2)	2:53.11	30.01s	29.58s
2 Donnie Gal	3	8.8m	2.6m (1)	0.2m (1)	2:53.18	29.93s	30.33s
1 Kennys Son	4	12.4m	6.8m (1)	11.6m (0)	2:53.47	30.46s	29.76s
4 Ivanka	5	14.0m	4.2m (0)	5.2m (1)	2:53.59	30.18s	30.35s
7 Itz Trixton Time	6	21.3m	0.0m (0)	0.0m (0)	2:54.16	30.11s	31.27s
9 Military Merit	7	37.4m	18.8m (1)	21.4m (2)	2:55.41	30.30s	30.88s
3 Nothing I Want	8	38.4m	12.4m (0)	18.2m (1)	2:55.49	30.54s	31.19s
5 Phoebe Majestic	9	40.0m	16.6m (0)	22.4m (1)	2:55.61	30.54s	31.00s
10 Majestic Connies	10	68.6m	8.4m (0)	16.4m (0)	2:57.84	30.72s	33.55s

Finish Position and metres gained

First Arrow shows distance gain/loss from 2nd Qtr to 3rd Qtr,
Second Arrow shows distance gain/loss from 3rd Qtr to Finish
Blue arrow indicates best gain in these quarters.



800

Visual positions in race at 2nd Quarter



400

Visual positions in race at 3rd Quarter



Powered by



Harness Analyser

Sectional Analysis Software

Not just form | Free Trial

www.facebook.com/PJHarnessRacing



RISE Digital, Harness Racing Australia nor the provider accepts any responsibility for the completeness or accuracy of any of the information contained herein, and makes no representations about its suitability for any particular purpose. Users should make their own judgements about those matters and/or seek independent advice. You assume all risks associated with use of data provided on this page

Menangle Race 2 Distance 1609m

Monday, 14 July 2025




Gross Time: 1:55.30 MileRate: 1:55.30 LeadTime: 0.00s First Qtr: 27.50s Second Qtr: 30.60s Third Qtr: 29.00s Fourth Qtr: 28.30s

DATA TABLE: 800 / 400 Posi's are position from leader and (how wide the horse was at that position)

No	Horse	Plc	Mar	800 Posi	400 Posi	Time	3rd Qtr	4th Qt
9	Malibuu	1	0.0m	0.0m (0)	0.0m (0)	1:55.30	29.00s	28.30s
1	Ewing	2	9.6m	9.2m (0)	4.4m (1)	1:56.01	28.66s	28.67s
6	Chief Runningcloud	3	10.5m	22.0m (0)	12.8m (1)	1:56.08	28.34s	28.14s
5	Valley Star	4	16.9m	4.4m (0)	4.8m (0)	1:56.56	29.04s	29.15s
8	Affaire De Cover	5	18.7m	27.2m (0)	18.4m (1)	1:56.69	28.37s	28.32s
2	Last Clansman	6	22.5m	13.6m (0)	10.2m (0)	1:56.97	28.77s	29.17s
7	Prohibited Love	7	33.2m	17.8m (0)	8.4m (2)	1:57.77	28.35s	30.04s
10	Hes A Hammer	8	39.7m	30.2m (1)	27.2m (1)	1:58.25	28.80s	29.18s
4	Andover Sun	9	50.1m	34.6m (0)	26.0m (0)	1:59.03	28.41s	30.00s

Finish Position and metres gained

First Arrow shows distance gain/loss from 2nd Qtr to 3rd Qtr,
Second Arrow shows distance gain/loss from 3rd Qtr to Finish
Blue arrow indicates best gain in these quarters.



Menangle Race 3 Distance 1609m

Monday, 14 July 2025


Gross Time: 1:55.20 MileRate: 1:55.20 LeadTime: 0.00s First Qtr: 27.90s Second Qtr: 30.10s Third Qtr: 29.30s Fourth Qtr: 28.00s

DATA TABLE: 800 / 400 Posi's are position from leader and (how wide the horse was at that position)

No	Horse	Plc	Mar	800 Posi	400 Posi	Time	3rd Qtr	4th Qt
6	Uncle Tiger	1	0.0m	9.0m (1)	5.4m (2)	1:55.20	29.03s	27.62s
1	Hesaa Lister	2	9.0m	0.0m (0)	0.0m (0)	1:55.86	29.31s	28.63s
9	Longtan Viper	3	9.6m	12.6m (0)	12.0m (1)	1:55.91	29.25s	27.83s
2	Mickey Be Nimble	4	10.5m	4.0m (0)	4.0m (0)	1:55.97	29.31s	28.45s
10	Time To Dance	5	11.9m	17.4m (1)	13.4m (3)	1:56.08	29.01s	27.90s
3	Tommys Luck	6	12.5m	8.6m (0)	8.4m (0)	1:56.12	29.29s	28.29s
4	Ima Shinkansen	7	13.7m	13.4m (1)	9.8m (2)	1:56.21	29.05s	28.27s
8	Fly Over States	8	13.9m	4.6m (1)	2.0m (1)	1:56.22	29.13s	28.83s
7	Betting On Courage	9	18.2m	16.6m (0)	16.4m (1)	1:56.54	29.29s	28.13s
5	Depassant	10	29.2m	21.8m (0)	19.0m (3)	1:57.35	29.12s	28.71s

Finish Position and metres gained

First Arrow shows distance gain/loss from 2nd Qtr to 3rd Qtr,
Second Arrow shows distance gain/loss from 3rd Qtr to Finish
Blue arrow indicates best gain in these quarters.



Visual positions in race at 2nd Quarter



Visual positions in race at 3rd Quarter

Menangle Race 4 Distance 1609m

Monday, 14 July 2025


Gross Time: 1:56.20 MileRate: 1:56.20 LeadTime: 0.00s First Qtr: 27.90s Second Qtr: 30.70s Third Qtr: 29.50s Fourth Qtr: 28.10s

DATA TABLE: 800 / 400 Posi's are position from leader and (how wide the horse was at that position)

No	Horse	Plc	Mar	800 Posi	400 Posi	Time	3rd Qtr	4th Qt
4	Birdy Gal	1	0.0m	8.4m (0)	8.6m (0)	1:56.20	29.50s	27.50s
3	Dancing With My Ex	2	1.6m	1.6m (1)	0.8m (1)	1:56.32	29.44s	28.16s
6	Classicmajor	3	5.5m	9.6m (1)	9.2m (2)	1:56.61	29.46s	27.84s
7	Playful Miss	4	5.8m	13.6m (1)	13.2m (2)	1:56.63	29.46s	27.58s
10	Fiftyshades Cresco	5	6.4m	17.6m (1)	17.2m (2)	1:56.67	29.45s	27.35s
8	All Star Magician	6	7.9m	5.6m (1)	5.2m (1)	1:56.78	29.48s	28.29s
5	What For	7	9.6m	12.8m (0)	12.6m (0)	1:56.91	29.48s	27.89s
9	Bettor Be Lucky	8	10.4m	16.8m (0)	16.8m (0)	1:56.97	29.49s	27.65s
1	Dream To Dance	9	13.1m	4.2m (0)	4.6m (0)	1:57.17	29.54s	28.69s
2	Halloween	10	16.3m	0.0m (0)	0.0m (0)	1:57.40	29.53s	29.24s

Finish Position and metres gained

First Arrow shows distance gain/loss from 2nd Qtr to 3rd Qtr,
Second Arrow shows distance gain/loss from 3rd Qtr to Finish
Blue arrow indicates best gain in these quarters.



800

Visual positions in race at 2nd Quarter



400

Visual positions in race at 3rd Quarter



Powered by



Harness Analyser

Sectional Analysis Software

Not just form | Free Trial

www.facebook.com/PJHarnessRacing



RISE Digital, Harness Racing Australia nor the provider accepts any responsibility for the completeness or accuracy of any of the information contained herein, and makes no representations about its suitability for any particular purpose. Users should make their own judgements about those matters and/or seek independent advice. You assume all risks associated with use of data provided on this page

Menangle Race 5 Distance 1609m

Monday, 14 July 2025

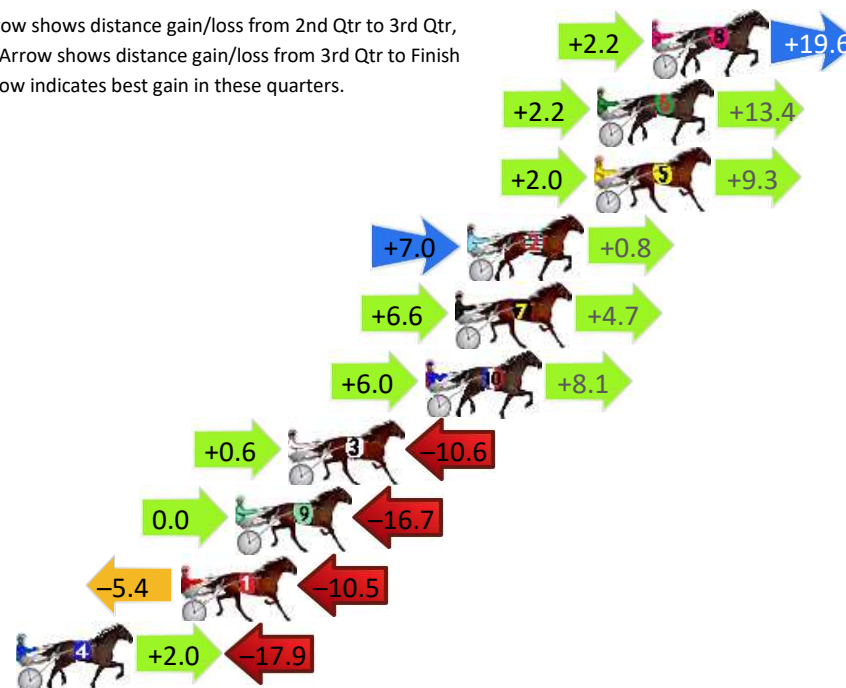
Gross Time: 1:53.30 MileRate: 1:53.30 LeadTime: 0.00s First Qtr: 26.30s Second Qtr: 28.40s Third Qtr: 29.20s Fourth Qtr: 29.40s

DATA TABLE: 800 / 400 Posi's are position from leader and (how wide the horse was at that position)

No	Horse	Plc	Mar	800 Posi	400 Posi	Time	3rd Qtr	4th Qt
8	Explosive Bronski	1	0.0m	21.8m (1)	19.6m (3)	1:53.30	29.04s	27.97s
6	Ima Sweet Torque	2	2.2m	17.8m (1)	15.6m (3)	1:53.47	29.04s	28.42s
5	Just Home Grown	3	2.3m	13.6m (1)	11.6m (2)	1:53.48	29.06s	28.72s
2	Glenburns Waters	4	7.4m	15.2m (0)	8.2m (0)	1:53.87	28.69s	29.34s
7	Slyx	5	7.9m	19.2m (0)	12.6m (0)	1:53.91	28.72s	29.06s
10	Watch Me React	6	9.1m	23.2m (0)	17.2m (0)	1:54.00	28.76s	28.81s
3	Sapphiresndiamonds	7	14.6m	4.6m (0)	4.0m (0)	1:54.43	29.15s	30.17s
9	Will I Am	8	16.7m	0.0m (0)	0.0m (0)	1:54.59	29.20s	30.62s
1	Consider It Done	9	18.9m	3.0m (1)	8.4m (1)	1:54.76	29.59s	30.17s
4	All Night Long	10	25.5m	9.6m (1)	7.6m (2)	1:55.27	29.05s	30.71s

Finish Position and metres gained

First Arrow shows distance gain/loss from 2nd Qtr to 3rd Qtr,
Second Arrow shows distance gain/loss from 3rd Qtr to Finish
Blue arrow indicates best gain in these quarters.



Visual positions in race at 2nd Quarter



Visual positions in race at 3rd Quarter

Menangle Race 6 Distance 1609m

Monday, 14 July 2025


Gross Time: 1:52.40 MileRate: 1:52.40 LeadTime: 0.00s First Qtr: 27.00s Second Qtr: 29.90s Third Qtr: 28.20s Fourth Qtr: 27.30s

DATA TABLE: 800 / 400 Posi's are position from leader and (how wide the horse was at that position)

NoHorse	Plc	Mar	800 Posi	400 Posi	Time	3rd Qtr	4th Qt
2 Shes A Warrawee	1	0.0m	0.0m (0)	0.0m (0)	1:52.40	28.20s	27.30s
7 Lexus Lou	2	1.0m	17.4m (1)	14.6m (3)	1:52.47	27.99s	26.38s
4 Lets Turn It On	3	1.4m	8.4m (1)	7.4m (2)	1:52.50	28.12s	26.89s
6 Racing Writer	4	9.3m	13.0m (1)	11.0m (2)	1:53.07	28.06s	27.18s
9 Lord Memnock	5	11.4m	4.2m (1)	4.0m (1)	1:53.22	28.19s	27.80s
1 Blissés Best	6	12.9m	8.4m (0)	8.6m (0)	1:53.33	28.22s	27.59s
5 Wills Way	7	14.4m	12.4m (0)	12.8m (0)	1:53.43	28.23s	27.41s
8 Nothingbutwaves	8	14.6m	16.6m (0)	17.4m (0)	1:53.45	28.25s	27.11s
3 Theres Wally	9	15.8m	4.0m (0)	4.4m (0)	1:53.54	28.24s	28.07s
10 Our Saydie Kay	10	16.6m	22.8m (1)	18.8m (1)	1:53.59	27.92s	27.15s


Finish Position and metres gained

First Arrow shows distance gain/loss from 2nd Qtr to 3rd Qtr,
Second Arrow shows distance gain/loss from 3rd Qtr to Finish
Blue arrow indicates best gain in these quarters.



800

Visual positions in race at 2nd Quarter



400

Visual positions in race at 3rd Quarter



Powered by



Harness Analyser

Sectional Analysis Software

Not just form | Free Trial

www.facebook.com/PJHarnessRacing



RISE Digital, Harness Racing Australia nor the provider accepts any responsibility for the completeness or accuracy of any of the information contained herein, and makes no representations about its suitability for any particular purpose. Users should make their own judgements about those matters and/or seek independent advice. You assume all risks associated with use of data provided on this page

Menangle Race 7 Distance 1609m

Monday, 14 July 2025

Gross Time: 1:53.60 MileRate: 1:53.60 LeadTime: 0.00s First Qtr: 28.00s Second Qtr: 29.60s Third Qtr: 28.70s Fourth Qtr: 27.30s

DATA TABLE: 800 / 400 Posi's are position from leader and (how wide the horse was at that position)

No	Horse	Plc	Mar	800 Posi	400 Posi	Time	3rd Qtr	4th Qt
7	Twilight Heaven	1	0.0m	21.2m (1)	11.2m (2)	1:53.60	27.98s	26.54s
4	Jalaneel	2	3.7m	4.2m (0)	4.0m (0)	1:53.87	28.69s	27.28s
3	Red Reactor	3	4.5m	12.6m (0)	12.2m (0)	1:53.92	28.66s	26.78s
1	King Tiger	4	4.9m	0.0m (0)	0.0m (0)	1:53.95	28.71s	27.63s
2	Classic Mission	5	5.3m	8.6m (0)	8.0m (0)	1:53.98	28.65s	27.12s
5	Tukaha	6	5.4m	13.0m (1)	1.4m (1)	1:53.99	27.90s	27.57s
6	Port Au Prince	7	9.6m	17.2m (1)	7.6m (1)	1:54.29	28.04s	27.44s
9	Supersede	8	10.0m	21.6m (0)	16.4m (1)	1:54.32	28.33s	26.87s
8	Til Heavens Rockn	9	12.1m	25.2m (1)	16.6m (2)	1:54.47	28.09s	26.99s

Finish Position and metres gained

First Arrow shows distance gain/loss from 2nd Qtr to 3rd Qtr,
Second Arrow shows distance gain/loss from 3rd Qtr to Finish
Blue arrow indicates best gain in these quarters.



800

Visual positions in race at 2nd Quarter



400

Visual positions in race at 3rd Quarter



Powered by



Harness Analyser

Sectional Analysis Software

Not just form | Free Trial

www.facebook.com/PJHarnessRacing



RISE Digital, Harness Racing Australia nor the provider accepts any responsibility for the completeness or accuracy of any of the information contained herein, and makes no representations about its suitability for any particular purpose. Users should make their own judgements about those matters and/or seek independent advice. You assume all risks associated with use of data provided on this page

Menangle Race 8 Distance 1609m

Monday, 14 July 2025


Gross Time: 1:52.60 MileRate: 1:52.60 LeadTime: 0.00s First Qtr: 26.20s Second Qtr: 29.60s Third Qtr: 28.70s Fourth Qtr: 28.10s

DATA TABLE: 800 / 400 Posi's are position from leader and (how wide the horse was at that position)

No	Horse	Plc	Mar	800 Posi	400 Posi	Time	3rd Qtr	4th Qt
5	Foxy Dada	1	0.0m	17.0m (1)	15.2m (2)	1:52.60	28.56s	27.04s
8	Captains Catch	2	4.1m	4.0m (0)	4.2m (0)	1:52.90	28.71s	28.09s
4	Our Uncle Jim	3	6.1m	13.0m (1)	11.2m (2)	1:53.05	28.57s	27.74s
1	Donnie Mac	4	9.7m	12.4m (0)	12.6m (0)	1:53.32	28.71s	27.90s
9	Black Onyx	5	9.8m	4.8m (1)	3.2m (1)	1:53.32	28.59s	28.56s
3	Marathon Man	6	11.3m	9.0m (1)	7.2m (1)	1:53.43	28.58s	28.39s
2	Lochiel	7	11.3m	8.0m (0)	8.2m (0)	1:53.43	28.72s	28.32s
6	American Hammer	8	20.2m	23.2m (0)	16.8m (1)	1:54.09	28.25s	28.34s
10	Whiskey Cavalier	9	24.6m	0.0m (0)	0.0m (0)	1:54.42	28.72s	29.82s
7	Joe Nien	10	55.0m	22.2m (1)	21.4m (1)	1:56.66	28.67s	30.45s

Finish Position and metres gained

First Arrow shows distance gain/loss from 2nd Qtr to 3rd Qtr,
Second Arrow shows distance gain/loss from 3rd Qtr to Finish
Blue arrow indicates best gain in these quarters.



Visual positions in race at 2nd Quarter

800



Visual positions in race at 3rd Quarter

400



Powered by



Harness Analyser

Sectional Analysis Software

Not just form | Free Trial

www.facebook.com/PJHarnessRacing



RISE Digital, Harness Racing Australia nor the provider accepts any responsibility for the completeness or accuracy of any of the information contained herein, and makes no representations about its suitability for any particular purpose. Users should make their own judgements about those matters and/or seek independent advice. You assume all risks associated with use of data provided on this page