

Albury Race 1 Distance 1770m

Tuesday, 15 July 2025

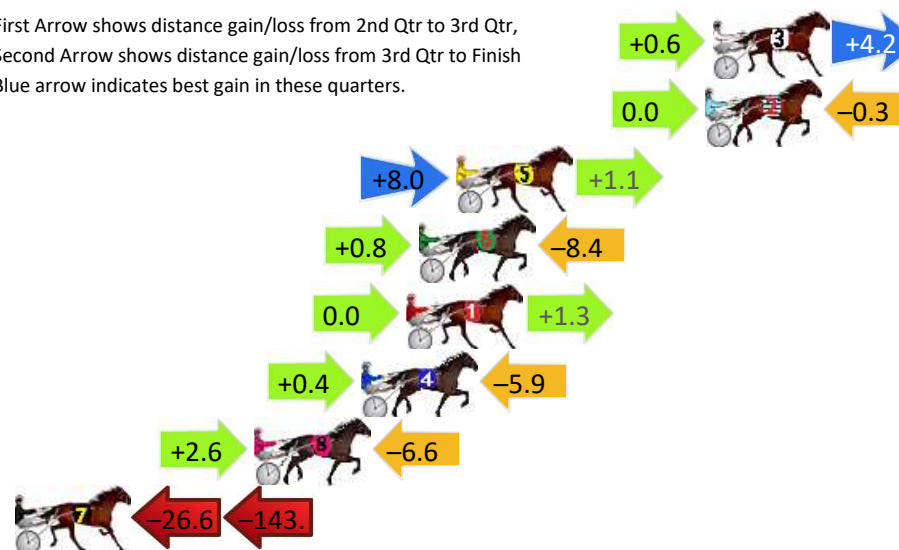
Gross Time: 2:13.80 MileRate: 2:01.60 LeadTime: 11.60s First Qtr: 31.10s Second Qtr: 31.00s Third Qtr: 29.90s Fourth Qtr: 30.20s

DATA TABLE: 800 / 400 Posi's are position from leader and (how wide the horse was at that position)

No	Horse	Plc	Mar	800 Posi	400 Posi	Time	3rd Qtr	4th Qt
3	Complicated	1	0.0m	4.8m (0)	4.2m (0)	2:13.80	29.86s	29.88s
2	Letstacaboutit	2	0.3m	0.0m (0)	0.0m (0)	2:13.82	29.90s	30.22s
5	Beau Brown	3	10.3m	19.4m (1)	11.4m (3)	2:14.61	29.30s	30.12s
6	Paddy Mach	4	11.8m	4.2m (1)	3.4m (1)	2:14.73	29.84s	30.83s
1	Roll The Aces	5	12.3m	13.6m (0)	13.6m (0)	2:14.77	29.90s	30.10s
4	Reason To Laugh	6	14.1m	8.6m (1)	8.2m (2)	2:14.91	29.87s	30.64s
8	Somebodys Girl	7	18.4m	14.4m (1)	11.8m (1)	2:15.26	29.70s	30.70s
7	Nevs Dream	8	179.0m	9.4m (0)	36.0m (0)	2:27.95	31.83s	40.94s

Finish Position and metres gained

First Arrow shows distance gain/loss from 2nd Qtr to 3rd Qtr,
Second Arrow shows distance gain/loss from 3rd Qtr to Finish
Blue arrow indicates best gain in these quarters.



800

Visual positions in race at 2nd Quarter



Visual positions in race at 3rd Quarter



400



Powered by



Harness Analyser

Sectional Analysis Software

Not just form | Free Trial

www.facebook.com/PJHarnessRacing



RISE Digital, Harness Racing Australia nor the provider accepts any responsibility for the completeness or accuracy of any of the information contained herein, and makes no representations about its suitability for any particular purpose. Users should make their own judgements about those matters and/or seek independent advice. You assume all risks associated with use of data provided on this page

Albury Race 2 Distance 1770m

Tuesday, 15 July 2025

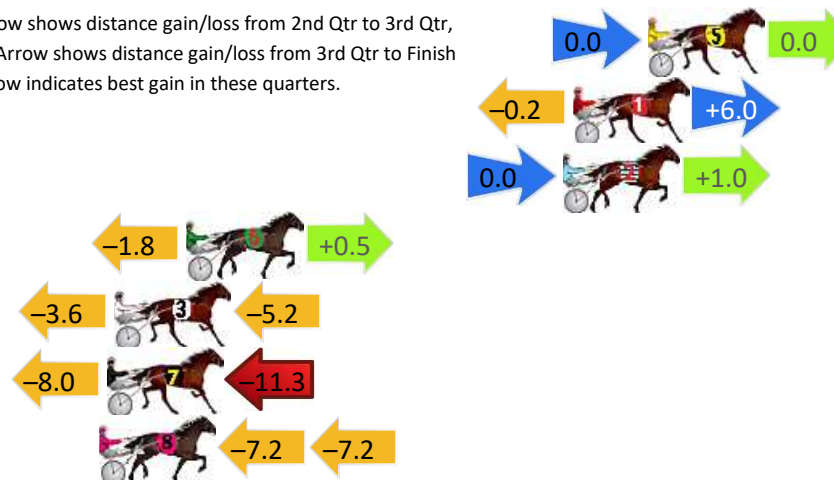
Gross Time: 2:13.40 MileRate: 2:01.30 LeadTime: 11.50s First Qtr: 31.40s Second Qtr: 30.70s Third Qtr: 29.40s Fourth Qtr: 30.40s

DATA TABLE: 800 / 400 Posi's are position from leader and (how wide the horse was at that position)


NoHorse	Plc	Mar	800 Posi	400 Posi	Time	3rd Qtr	4th Qt
5 Glamour Fox	1	0.0m	0.0m (0)	0.0m (0)	2:13.40	29.40s	30.40s
1 One Horn Billy	2	3.0m	8.8m (0)	9.0m (0)	2:13.64	29.42s	29.95s
2 Glamors Symbol	3	3.4m	4.4m (0)	4.4m (0)	2:13.67	29.40s	30.32s
6 Cracker Miss	4	18.5m	17.2m (1)	19.0m (2)	2:14.87	29.53s	30.36s
3 All So Sassy	5	21.4m	12.6m (1)	16.2m (0)	2:15.10	29.66s	30.79s
7 Roll Play	6	21.7m	2.4m (1)	10.4m (1)	2:15.13	29.98s	31.25s
8 Kamikaze Scoob	7	22.0m	7.6m (1)	14.8m (1)	2:15.15	29.93s	30.94s

Finish Position and metres gained

First Arrow shows distance gain/loss from 2nd Qtr to 3rd Qtr,
Second Arrow shows distance gain/loss from 3rd Qtr to Finish
Blue arrow indicates best gain in these quarters.



Visual positions in race at 2nd Quarter



Visual positions in race at 3rd Quarter

Albury Race 3 Distance 1770m

Tuesday, 15 July 2025


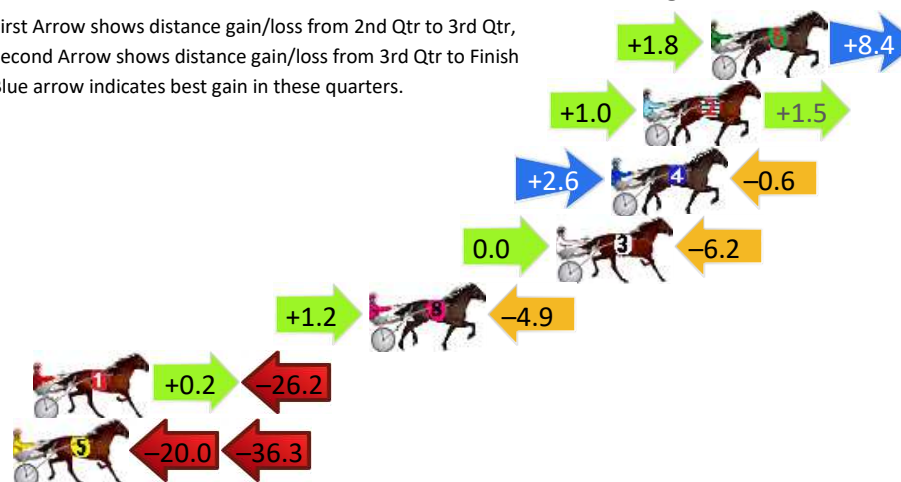
Gross Time: 2:12.80 MileRate: 2:00.70 LeadTime: 11.80s First Qtr: 29.80s Second Qtr: 29.90s Third Qtr: 29.90s Fourth Qtr: 31.40s

DATA TABLE: 800 / 400 Posi's are position from leader and (how wide the horse was at that position)

NoHorse	Plc	Mar	800 Posi	400 Posi	Time	3rd Qtr	4th Qt
6 Cresco Threepeat	1	0.0m	10.2m (1)	8.4m (2)	2:12.80	29.78s	30.74s
2 Alwaysatthebeach	2	2.7m	5.2m (0)	4.2m (1)	2:13.02	29.83s	31.28s
4 Shez Bettors Babe	3	4.0m	6.0m (1)	3.4m (2)	2:13.13	29.70s	31.45s
3 Megs Monaro	4	6.2m	0.0m (1)	0.0m (1)	2:13.31	29.89s	31.88s
8 Melati Boy	5	13.7m	10.0m (0)	8.8m (1)	2:13.92	29.80s	31.78s
1 Return Serve	6	27.2m	1.2m (0)	1.0m (0)	2:15.03	29.84s	33.45s
5 Ole Chester	7	96.3m	40.0m (0)	60.0m (0)	2:20.70	31.36s	34.23s

Finish Position and metres gained

First Arrow shows distance gain/loss from 2nd Qtr to 3rd Qtr,
Second Arrow shows distance gain/loss from 3rd Qtr to Finish
Blue arrow indicates best gain in these quarters.



Albury Race 4 Distance 1770m

Tuesday, 15 July 2025


Gross Time: 2:15.40 MileRate: 2:03.10 LeadTime: 12.10s First Qtr: 30.70s Second Qtr: 31.00s Third Qtr: 30.10s Fourth Qtr: 31.50s

DATA TABLE: 800 / 400 Posi's are position from leader and (how wide the horse was at that position)

No	Horse	Plc	Mar	800 Posi	400 Posi	Time	3rd Qtr	4th Qt
6	Kristysgirl	1	0.0m	14.4m (1)	8.0m (2)	2:15.40	29.62s	30.87s
5	Ellava Pacer	2	1.2m	15.4m (0)	8.6m (1)	2:15.50	29.59s	30.92s
8	Pencil Me In	3	1.8m	10.2m (1)	3.4m (2)	2:15.55	29.58s	31.37s
4	Tapanga Miss	4	3.0m	6.2m (1)	4.8m (1)	2:15.65	30.00s	31.36s
3	Shaken Sands	5	4.8m	1.8m (1)	0.8m (1)	2:15.80	30.02s	31.81s
1	Billees Jet	6	6.3m	0.0m (0)	0.0m (0)	2:15.92	30.09s	31.99s
7	She Is Lovely	7	11.6m	11.2m (0)	8.8m (0)	2:16.35	29.91s	31.72s
2	Bonjorge	8	72.4m	4.6m (0)	4.2m (0)	2:21.36	29.95s	36.84s

Finish Position and metres gained

First Arrow shows distance gain/loss from 2nd Qtr to 3rd Qtr, Second Arrow shows distance gain/loss from 3rd Qtr to Finish Blue arrow indicates best gain in these quarters.



800

Visual positions in race at 2nd Quarter



400

Visual positions in race at 3rd Quarter



Powered by



Harness Analyser

Sectional Analysis Software

Not just form | Free Trial

www.facebook.com/PJHarnessRacing



RISE Digital, Harness Racing Australia nor the provider accepts any responsibility for the completeness or accuracy of any of the information contained herein, and makes no representations about its suitability for any particular purpose. Users should make their own judgements about those matters and/or seek independent advice. You assume all risks associated with use of data provided on this page

Albury Race 5 Distance 2170m

Tuesday, 15 July 2025

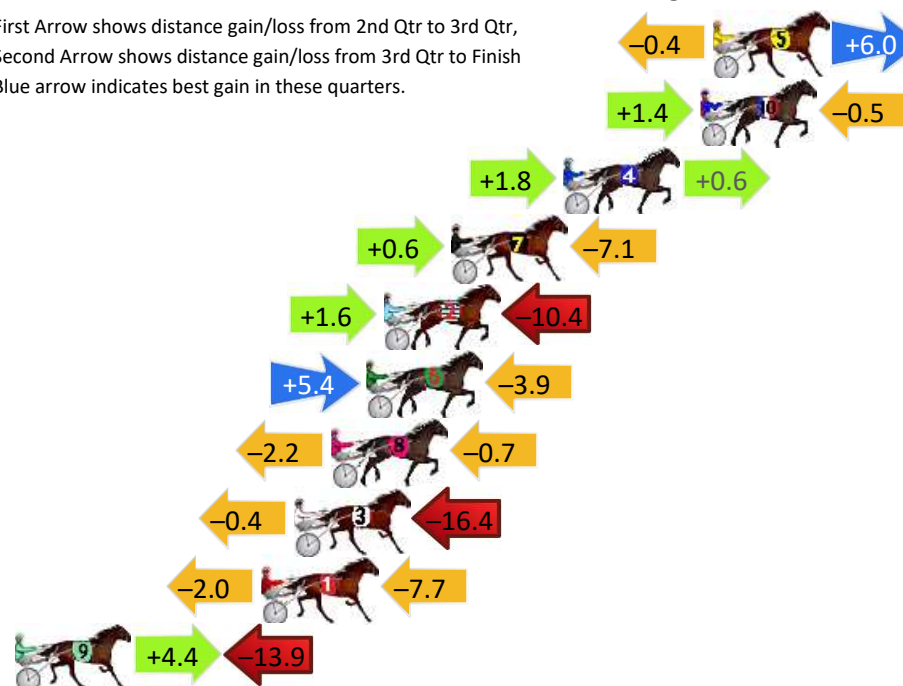
Gross Time: 2:43.80 MileRate: 2:01.50 LeadTime: 40.30s First Qtr: 30.80s Second Qtr: 32.60s Third Qtr: 30.50s Fourth Qtr: 29.60s

DATA TABLE: 800 / 400 Posi's are position from leader and (how wide the horse was at that position)

NoHorse	Plc	Mar	800 Posi	400 Posi	Time	3rd Qtr	4th Qt
5 Heavens Badgirl	1	0.0m	5.6m (1)	6.0m (2)	2:43.80	30.52s	29.16s
10 Braebeach	2	0.5m	1.4m (1)	0.0m (2)	2:43.84	30.40s	29.64s
4 Caribbean Pride	3	6.0m	8.4m (2)	6.6m (4)	2:44.27	30.36s	29.56s
7 The Talk	4	10.5m	4.0m (2)	3.4m (3)	2:44.61	30.46s	30.12s
2 Hesharley	5	13.2m	4.4m (0)	2.8m (0)	2:44.82	30.39s	30.37s
6 Barwen Storm	6	13.9m	15.4m (1)	10.0m (2)	2:44.88	30.10s	29.89s
8 Nifty Ambition	7	15.3m	12.4m (0)	14.6m (0)	2:44.99	30.67s	29.65s
3 Bondi Lass	8	16.8m	0.0m (0)	0.4m (1)	2:45.10	30.55s	30.81s
1 Tuffasoldboots	9	18.1m	8.4m (0)	10.4m (1)	2:45.20	30.66s	30.17s
9 Fresh Prince	10	28.3m	18.8m (0)	14.4m (3)	2:46.00	30.19s	30.62s

Finish Position and metres gained

First Arrow shows distance gain/loss from 2nd Qtr to 3rd Qtr,
Second Arrow shows distance gain/loss from 3rd Qtr to Finish
Blue arrow indicates best gain in these quarters.



Visual positions in race at 2nd Quarter

800



Visual positions in race at 3rd Quarter

400



Powered by



Harness Analyser

Sectional Analysis Software

Not just form | Free Trial

www.facebook.com/PJHarnessRacing



RISE Digital, Harness Racing Australia nor the provider accepts any responsibility for the completeness or accuracy of any of the information contained herein, and makes no representations about its suitability for any particular purpose. Users should make their own judgements about those matters and/or seek independent advice. You assume all risks associated with use of data provided on this page

Albury Race 6 Distance 1770m

Tuesday, 15 July 2025

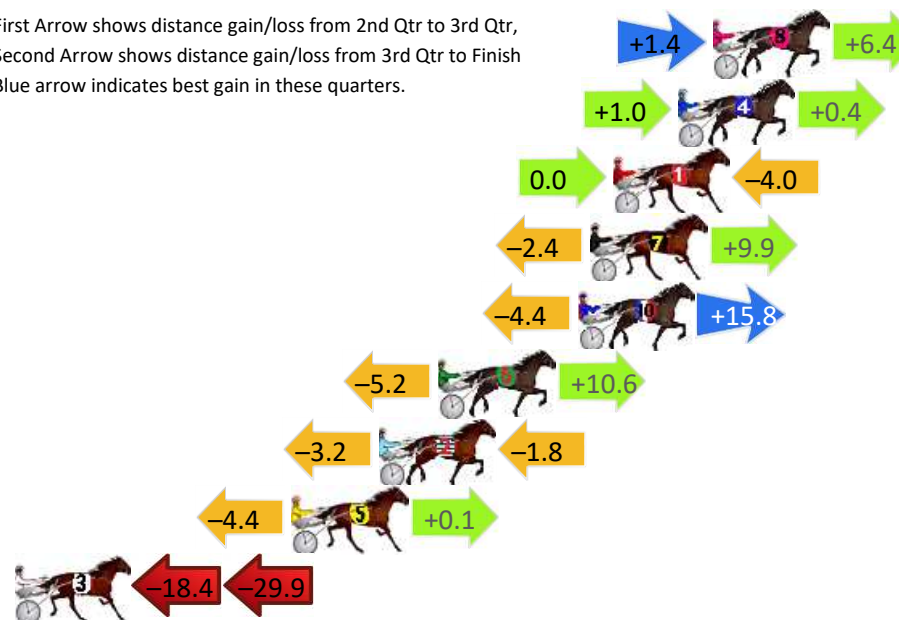
Gross Time: 2:15.10 MileRate: 2:02.90 LeadTime: 11.90s First Qtr: 30.30s Second Qtr: 32.10s Third Qtr: 30.20s Fourth Qtr: 30.60s

DATA TABLE: 800 / 400 Posi's are position from leader and (how wide the horse was at that position)

No	Horse	Plc	Mar	800 Posi	400 Posi	Time	3rd Qtr	4th Qt
8	Lookideal	1	0.0m	7.8m (1)	6.4m (1)	2:15.10	30.10s	30.11s
4	Solve The Crime	2	1.4m	2.8m (1)	1.8m (1)	2:15.21	30.12s	30.57s
1	Jungle Shark	3	4.0m	0.0m (0)	0.0m (0)	2:15.42	30.20s	30.90s
7	Jakryan	4	4.9m	12.4m (0)	14.8m (0)	2:15.49	30.39s	29.85s
10	Mister Raudonikis	5	5.4m	16.8m (1)	21.2m (3)	2:15.53	30.54s	29.40s
6	Heavens Pleasure	6	11.0m	16.4m (0)	21.6m (1)	2:15.98	30.60s	29.79s
2	Stella Mach	7	13.4m	8.4m (0)	11.6m (1)	2:16.17	30.44s	30.74s
5	Brobenah Girl	8	16.9m	12.6m (1)	17.0m (2)	2:16.45	30.53s	30.59s
3	Major Transparency	9	52.3m	4.0m (0)	22.4m (0)	2:19.29	31.58s	32.87s

Finish Position and metres gained

First Arrow shows distance gain/loss from 2nd Qtr to 3rd Qtr,
Second Arrow shows distance gain/loss from 3rd Qtr to Finish
Blue arrow indicates best gain in these quarters.



800

Visual positions in race at 2nd Quarter



400

Visual positions in race at 3rd Quarter



Powered by



Harness Analyser

Sectional Analysis Software

Not just form | Free Trial

www.facebook.com/PJHarnessRacing



RISE Digital, Harness Racing Australia nor the provider accepts any responsibility for the completeness or accuracy of any of the information contained herein, and makes no representations about its suitability for any particular purpose. Users should make their own judgements about those matters and/or seek independent advice. You assume all risks associated with use of data provided on this page

Albury Race 7 Distance 1770m

Tuesday, 15 July 2025

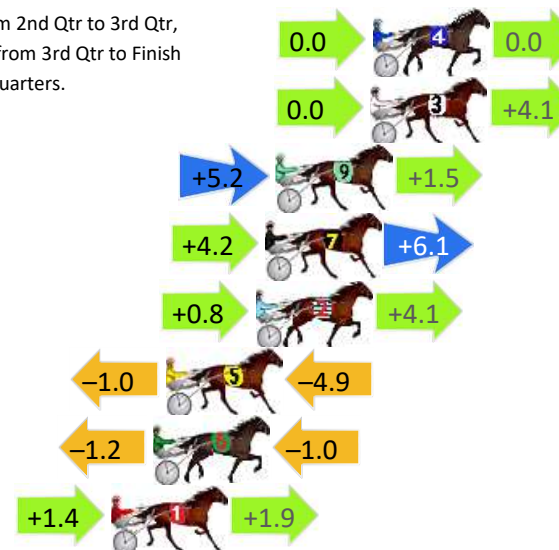
Gross Time: 2:18.00 MileRate: 2:05.50 LeadTime: 12.00s First Qtr: 31.60s Second Qtr: 33.00s Third Qtr: 30.90s Fourth Qtr: 30.50s

DATA TABLE: 800 / 400 Posi's are position from leader and (how wide the horse was at that position)

No	Horse	Plc	Mar	800 Posi	400 Posi	Time	3rd Qtr	4th Qt
4	No More Promises	1	0.0m	0.0m (0)	0.0m (0)	2:18.00	30.90s	30.50s
3	Yoo Trish	2	0.1m	4.2m (0)	4.2m (0)	2:18.01	30.90s	30.19s
9	Artimos	3	3.9m	10.6m (1)	5.4m (2)	2:18.31	30.50s	30.39s
7	Miami Surf	4	4.3m	14.6m (1)	10.4m (2)	2:18.34	30.58s	30.04s
2	Sherman	5	4.7m	9.6m (0)	8.8m (0)	2:18.38	30.84s	30.19s
5	Kulani Courage	6	8.3m	2.4m (1)	3.4m (1)	2:18.66	30.98s	30.87s
6	Didnt I	7	8.8m	6.6m (1)	7.8m (1)	2:18.70	30.99s	30.58s
1	Hartnett	8	10.5m	13.8m (0)	12.4m (1)	2:18.84	30.79s	30.36s

Finish Position and metres gained

First Arrow shows distance gain/loss from 2nd Qtr to 3rd Qtr,
Second Arrow shows distance gain/loss from 3rd Qtr to Finish
Blue arrow indicates best gain in these quarters.



800

Visual positions in race at 2nd Quarter



400

Visual positions in race at 3rd Quarter



Powered by



Harness Analyser

Sectional Analysis Software

Not just form | Free Trial

www.facebook.com/PJHarnessRacing



RISE Digital, Harness Racing Australia nor the provider accepts any responsibility for the completeness or accuracy of any of the information contained herein, and makes no representations about its suitability for any particular purpose. Users should make their own judgements about those matters and/or seek independent advice. You assume all risks associated with use of data provided on this page