

# Bathurst Race 1 Distance 1730m

Wednesday, 16 July 2025

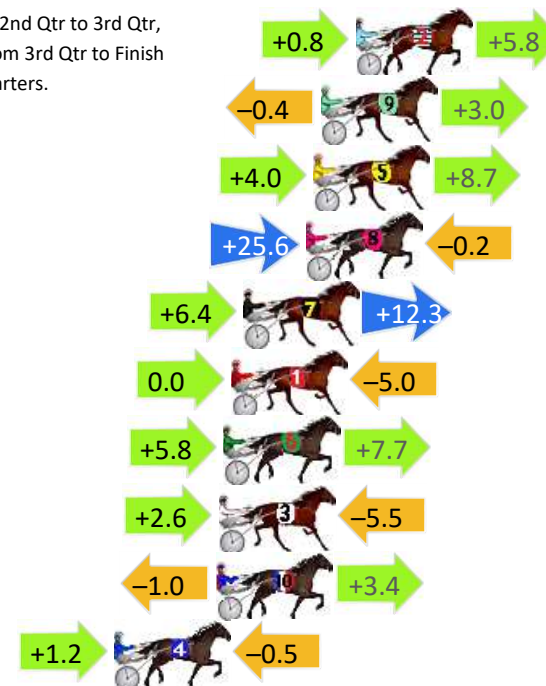
Gross Time: 2:08.30 MileRate: 1:59.40 LeadTime: 8.20s First Qtr: 30.10s Second Qtr: 32.10s Third Qtr: 29.50s Fourth Qtr: 28.40s

DATA TABLE: 800 / 400 Posi's are position from leader and (how wide the horse was at that position)

No	Horse	Plc	Mar	800 Posi	400 Posi	Time	3rd Qtr	4th Qt
2	Titiwha	1	0.0m	6.6m (1)	5.8m (2)	2:08.30	29.43s	27.99s
9	Tasbmiki	2	1.4m	4.0m (0)	4.4m (0)	2:08.40	29.52s	28.19s
5	Chelseas Girl	3	1.7m	14.4m (1)	10.4m (2)	2:08.43	29.20s	27.79s
8	Runkle	4	2.0m	27.4m (1)	1.8m (2)	2:08.45	27.66s	28.41s
7	Hooked On Winning	5	4.5m	23.2m (1)	16.8m (0)	2:08.64	29.02s	27.53s
1	Camanchi Warrior	6	5.0m	0.0m (0)	0.0m (0)	2:08.67	29.51s	28.75s
6	Delightful Star	7	5.3m	18.8m (1)	13.0m (3)	2:08.70	29.07s	27.86s
3	Tisbury Rocks	8	5.5m	2.6m (1)	0.0m (1)	2:08.71	29.32s	28.79s
10	Tulhurst Timmy	9	5.6m	8.0m (0)	9.0m (0)	2:08.72	29.57s	28.16s
4	Love Watch	10	9.7m	10.4m (1)	9.2m (1)	2:09.02	29.41s	28.44s

## Finish Position and metres gained

First Arrow shows distance gain/loss from 2nd Qtr to 3rd Qtr,  
Second Arrow shows distance gain/loss from 3rd Qtr to Finish  
Blue arrow indicates best gain in these quarters.



Visual positions in race at 2nd Quarter

800



Visual positions in race at 3rd Quarter

400



Powered by



Harness Analyser

Sectional Analysis Software

Not just form | Free Trial

[www.facebook.com/PJHarnessRacing](http://www.facebook.com/PJHarnessRacing)



RISE Digital, Harness Racing Australia nor the provider accepts any responsibility for the completeness or accuracy of any of the information contained herein, and makes no representations about its suitability for any particular purpose. Users should make their own judgements about those matters and/or seek independent advice. You assume all risks associated with use of data provided on this page

# Bathurst Race 2 Distance 1730m

Wednesday, 16 July 2025

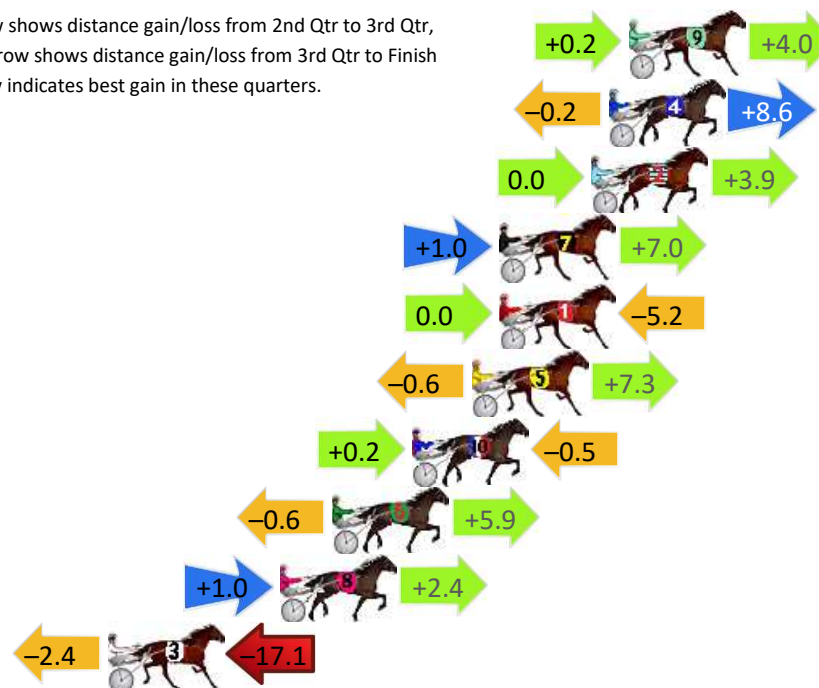
Gross Time: 2:04.40 MileRate: 1:55.70 LeadTime: 8.30s First Qtr: 27.70s Second Qtr: 29.30s Third Qtr: 28.80s Fourth Qtr: 30.30s

DATA TABLE: 800 / 400 Posi's are position from leader and (how wide the horse was at that position)

No	Horse	Plc	Mar	800 Posi	400 Posi	Time	3rd Qtr	4th Qt
9	Seasider	1	0.0m	4.2m (0)	4.0m (0)	2:04.40	28.79s	30.00s
4	Rock The Nation	2	0.8m	9.2m (1)	9.4m (2)	2:04.46	28.83s	29.65s
2	Three Rivers	3	1.5m	5.4m (1)	5.4m (2)	2:04.52	28.81s	30.01s
7	Tapaganoosh	4	5.2m	13.2m (0)	12.2m (0)	2:04.81	28.74s	29.77s
1	Artemis Mission	5	5.2m	0.0m (0)	0.0m (0)	2:04.81	28.79s	30.69s
5	Rock Steady	6	6.3m	13.0m (1)	13.6m (2)	2:04.90	28.86s	29.75s
10	Mitchells Run	7	8.7m	8.4m (0)	8.2m (0)	2:05.09	28.78s	30.34s
6	The Rogue I Am	8	11.9m	17.2m (1)	17.8m (2)	2:05.34	28.86s	29.86s
8	She Maybe Bettor	9	14.0m	17.4m (0)	16.4m (0)	2:05.51	28.73s	30.12s
3	Teddy Feels Good	10	20.9m	1.4m (1)	3.8m (1)	2:06.06	28.94s	31.59s


## Finish Position and metres gained

First Arrow shows distance gain/loss from 2nd Qtr to 3rd Qtr,  
Second Arrow shows distance gain/loss from 3rd Qtr to Finish  
Blue arrow indicates best gain in these quarters.



800

Visual positions in race at 2nd Quarter



400

Visual positions in race at 3rd Quarter



Powered by



Harness Analyser

Sectional Analysis Software

Not just form | Free Trial

[www.facebook.com/PJHarnessRacing](http://www.facebook.com/PJHarnessRacing)



RISE Digital, Harness Racing Australia nor the provider accepts any responsibility for the completeness or accuracy of any of the information contained herein, and makes no representations about its suitability for any particular purpose. Users should make their own judgements about those matters and/or seek independent advice. You assume all risks associated with use of data provided on this page

# Bathurst Race 3 Distance 1730m

Wednesday, 16 July 2025



Gross Time: 2:08.40 MileRate: 1:59.50 LeadTime: 8.10s First Qtr: 30.50s Second Qtr: 32.60s Third Qtr: 30.00s Fourth Qtr: 27.20s

DATA TABLE: 800 / 400 Posi's are position from leader and (how wide the horse was at that position)


No	Horse	Plc	Mar	800 Posi	400 Posi	Time	3rd Qtr	4th Qt
5	Take His Place	1	0.0m	0.0m (0)	0.0m (0)	2:08.40	30.00s	27.20s
4	Princess Ballerina	2	0.3m	4.0m (0)	5.0m (0)	2:08.42	30.05s	26.88s
6	Riviere	3	9.4m	5.6m (1)	0.4m (1)	2:09.07	29.66s	27.81s
9	Shazadele	4	14.0m	12.2m (0)	15.0m (0)	2:09.40	30.20s	27.13s
3	Puppeteer	5	14.5m	18.8m (1)	6.4m (2)	2:09.44	29.15s	27.75s
10	The Dome	6	17.0m	14.4m (1)	11.8m (2)	2:09.62	29.83s	27.55s
2	One Stunin Melody	7	17.8m	10.0m (1)	8.6m (1)	2:09.67	29.93s	27.82s
1	Ingermarla	8	18.6m	7.8m (0)	10.4m (0)	2:09.73	30.21s	27.75s
8	Orange Fever	9	20.2m	16.6m (0)	18.2m (1)	2:09.85	30.12s	27.34s
7	The Potato Eaters	10	38.1m	20.8m (0)	11.6m (3)	2:11.13	29.44s	28.99s

## Finish Position and metres gained

First Arrow shows distance gain/loss from 2nd Qtr to 3rd Qtr,  
Second Arrow shows distance gain/loss from 3rd Qtr to Finish  
Blue arrow indicates best gain in these quarters.



Visual positions in race at 2nd Quarter



Visual positions in race at 3rd Quarter

# Bathurst Race 4 Distance 2260m

Wednesday, 16 July 2025

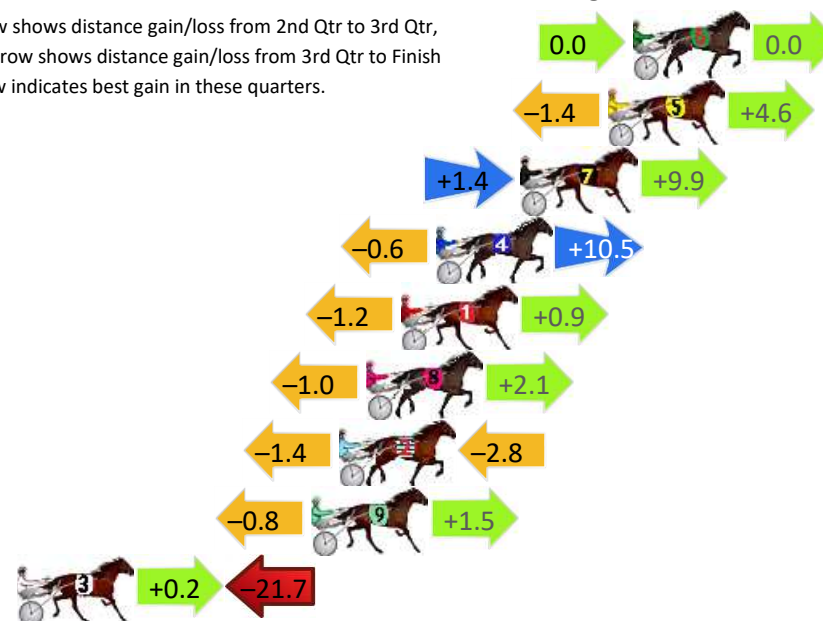
Gross Time: 2:45.90 MileRate: 1:58.10 LeadTime: 48.10s First Qtr: 31.00s Second Qtr: 30.20s Third Qtr: 28.30s Fourth Qtr: 28.30s

DATA TABLE: 800 / 400 Posi's are position from leader and (how wide the horse was at that position)

NoHorse	Plc	Mar	800 Posi	400 Posi	Time	3rd Qtr	4th Qt
6 Im Desirable	1	0.0m	0.0m (0)	0.0m (0)	2:45.90	28.30s	28.30s
5 Hunter Shannon	2	1.0m	4.2m (0)	5.6m (0)	2:45.97	28.40s	27.98s
7 Hes A Meister	3	4.5m	15.8m (1)	14.4m (3)	2:46.23	28.20s	27.60s
4 Drive To The Beach	4	7.9m	17.8m (0)	18.4m (1)	2:46.49	28.34s	27.56s
1 Dun Spruikin	5	9.3m	9.0m (0)	10.2m (0)	2:46.59	28.38s	28.24s
8 Bettor Keppel	6	10.7m	11.8m (1)	12.8m (2)	2:46.70	28.37s	28.15s
2 Happy Reg	7	11.8m	7.6m (1)	9.0m (1)	2:46.78	28.40s	28.50s
9 Baxter Red	8	12.9m	13.6m (0)	14.4m (1)	2:46.86	28.36s	28.19s
3 Pops Legacy	9	24.7m	3.2m (1)	3.0m (1)	2:47.74	28.29s	29.83s

## Finish Position and metres gained

First Arrow shows distance gain/loss from 2nd Qtr to 3rd Qtr,  
Second Arrow shows distance gain/loss from 3rd Qtr to Finish  
Blue arrow indicates best gain in these quarters.



800

Visual positions in race at 2nd Quarter



400

Visual positions in race at 3rd Quarter



Powered by



Harness Analyser

Sectional Analysis Software

Not just form | Free Trial

[www.facebook.com/PJHarnessRacing](http://www.facebook.com/PJHarnessRacing)



RISE Digital, Harness Racing Australia nor the provider accepts any responsibility for the completeness or accuracy of any of the information contained herein, and makes no representations about its suitability for any particular purpose. Users should make their own judgements about those matters and/or seek independent advice. You assume all risks associated with use of data provided on this page



# Bathurst Race 5 Distance 1730m

Wednesday, 16 July 2025

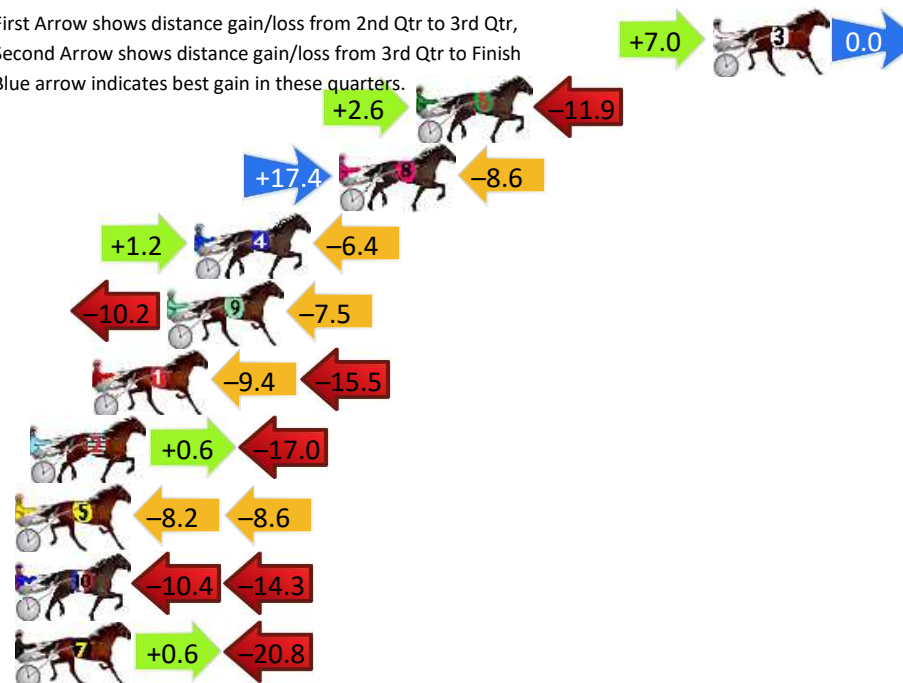
Gross Time: 2:05.00 MileRate: 1:56.30 LeadTime: 8.50s First Qtr: 27.40s Second Qtr: 31.70s Third Qtr: 28.80s Fourth Qtr: 28.60s

DATA TABLE: 800 / 400 Posi's are position from leader and (how wide the horse was at that position)

NoHorse	Plc	Mar	800 Posi	400 Posi	Time	3rd Qtr	4th Qt
3 Pablo Rocks	1	0.0m	7.0m (1)	0.0m (1)	2:05.00	28.30s	28.60s
6 Skittle Bomb	2	11.9m	2.6m (1)	0.0m (0)	2:05.89	28.62s	29.45s
8 Speed Dial	3	15.0m	23.8m (1)	6.4m (2)	2:06.13	27.56s	29.21s
4 A Lil Bit Of Love	4	20.8m	15.6m (1)	14.4m (1)	2:06.56	28.72s	29.06s
9 Kadar	5	21.9m	4.2m (0)	14.4m (0)	2:06.64	29.53s	29.13s
1 Dorristopaythebill	6	24.9m	0.0m (0)	9.4m (0)	2:06.87	29.47s	29.70s
2 Cheer For Mitch	7	27.4m	11.0m (1)	10.4m (1)	2:07.06	28.76s	29.81s
5 Misterfourthousand	8	29.6m	12.8m (0)	21.0m (1)	2:07.22	29.39s	29.21s
10 Sir Richard Lee	9	33.1m	8.4m (0)	18.8m (0)	2:07.49	29.55s	29.62s
7 My Ultimate Skeeta	10	39.8m	19.6m (1)	19.0m (2)	2:07.99	28.76s	30.08s

## Finish Position and metres gained

First Arrow shows distance gain/loss from 2nd Qtr to 3rd Qtr,  
Second Arrow shows distance gain/loss from 3rd Qtr to Finish  
Blue arrow indicates best gain in these quarters.



Visual positions in race at 2nd Quarter

800



Visual positions in race at 3rd Quarter

400



Powered by



Harness Analyser

Sectional Analysis Software

Not just form | Free Trial

[www.facebook.com/PJHarnessRacing](http://www.facebook.com/PJHarnessRacing)



RISE Digital, Harness Racing Australia nor the provider accepts any responsibility for the completeness or accuracy of any of the information contained herein, and makes no representations about its suitability for any particular purpose. Users should make their own judgements about those matters and/or seek independent advice. You assume all risks associated with use of data provided on this page

# Bathurst Race 6 Distance 1730m

Wednesday, 16 July 2025


Gross Time: 2:07.40 MileRate: 1:58.50 LeadTime: 8.50s First Qtr: 27.80s Second Qtr: 32.80s Third Qtr: 29.40s Fourth Qtr: 28.90s

DATA TABLE: 800 / 400 Posi's are position from leader and (how wide the horse was at that position)

NoHorse	Plc	Mar	800 Posi	400 Posi	Time	3rd Qtr	4th Qt
6 Gabbys Sportstar	1	0.0m	6.8m (1)	7.6m (2)	2:07.40	29.45s	28.35s
4 She The Devil	2	0.8m	0.0m (0)	0.0m (0)	2:07.46	29.40s	28.96s
8 Stay Foolish	3	1.0m	19.4m (1)	13.6m (2)	2:07.48	28.97s	27.99s
10 Time To Torque	4	3.2m	15.4m (1)	15.6m (1)	2:07.64	29.41s	28.01s
1 Chillax	5	12.2m	8.0m (0)	9.0m (0)	2:08.33	29.47s	29.13s
3 Nikalong Mint	6	13.7m	11.2m (1)	11.6m (1)	2:08.44	29.43s	29.05s
9 Tearin Up The Sand	7	16.8m	12.6m (0)	13.6m (0)	2:08.67	29.47s	29.13s
2 Ideal Tao	8	17.4m	4.0m (0)	5.0m (0)	2:08.72	29.48s	29.79s
5 Rocky Leigh	9	17.6m	16.8m (0)	17.8m (0)	2:08.73	29.47s	28.89s
7 Jamberoo Ark	10	42.4m	2.6m (1)	3.8m (1)	2:10.62	29.51s	31.67s

## Finish Position and metres gained

First Arrow shows distance gain/loss from 2nd Qtr to 3rd Qtr,  
Second Arrow shows distance gain/loss from 3rd Qtr to Finish  
Blue arrow indicates best gain in these quarters.



800

Visual positions in race at 2nd Quarter



400

Visual positions in race at 3rd Quarter



Powered by



Harness Analyser

Sectional Analysis Software

Not just form | Free Trial

[www.facebook.com/PJHarnessRacing](http://www.facebook.com/PJHarnessRacing)



RISE Digital, Harness Racing Australia nor the provider accepts any responsibility for the completeness or accuracy of any of the information contained herein, and makes no representations about its suitability for any particular purpose. Users should make their own judgements about those matters and/or seek independent advice. You assume all risks associated with use of data provided on this page

# Bathurst Race 7 Distance 1730m

Wednesday, 16 July 2025



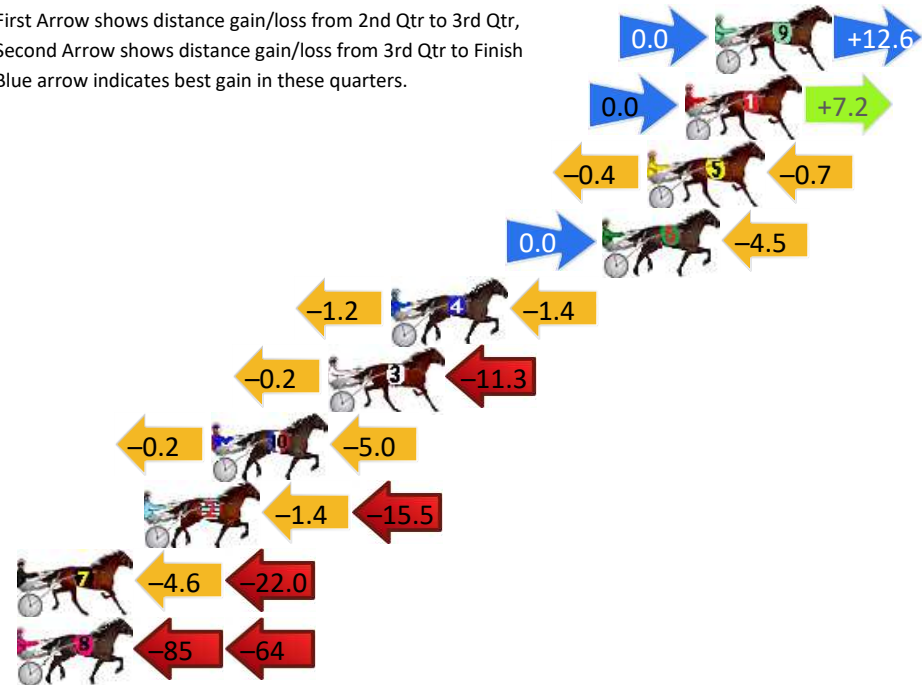
Gross Time: 2:06.90 MileRate: 1:58.10 LeadTime: 8.10s First Qtr: 28.90s Second Qtr: 30.50s Third Qtr: 29.50s Fourth Qtr: 29.90s

DATA TABLE: 800 / 400 Posi's are position from leader and (how wide the horse was at that position)

No	Horse	Plc	Mar	800 Posi	400 Posi	Time	3rd Qtr	4th Qt
9	Jewel Heaven	1	0.0m	12.6m (0)	12.6m (0)	2:06.90	29.51s	28.96s
1	Lexy Longstockings	2	1.2m	8.4m (0)	8.4m (0)	2:06.99	29.50s	29.36s
5	Vinnysgal	3	2.7m	1.6m (1)	2.0m (1)	2:07.11	29.53s	29.95s
6	Cheval Tiger	4	4.5m	0.0m (0)	0.0m (0)	2:07.25	29.50s	30.23s
4	Bettor Brilliance	5	13.0m	10.4m (1)	11.6m (1)	2:07.92	29.59s	30.00s
3	Dixie Shannon	6	15.5m	4.0m (0)	4.2m (0)	2:08.11	29.51s	30.74s
10	My Girl Lollipop	7	20.2m	15.0m (1)	15.2m (2)	2:08.48	29.51s	30.27s
2	Barkway Thomas	8	22.9m	6.0m (1)	7.4m (1)	2:08.69	29.60s	31.05s
7	Irish Speed	9	46.0m	19.4m (1)	24.0m (0)	2:10.50	29.83s	31.54s
8	Shes Dunna Runna	10	184.0m	35.0m (0)	120.0m (0)	2:21.31	35.74s	34.66s

## Finish Position and metres gained

First Arrow shows distance gain/loss from 2nd Qtr to 3rd Qtr,  
Second Arrow shows distance gain/loss from 3rd Qtr to Finish  
Blue arrow indicates best gain in these quarters.



Powered by



Harness Analyser

Sectional Analysis Software

Not just form | Free Trial

[www.facebook.com/PJHarnessRacing](https://www.facebook.com/PJHarnessRacing)



RISE Digital, Harness Racing Australia nor the provider accepts any responsibility for the completeness or accuracy of any of the information contained herein, and makes no representations about its suitability for any particular purpose. Users should make their own judgements about those matters and/or seek independent advice. You assume all risks associated with use of data provided on this page

# Bathurst Race 8 Distance 1730m

Wednesday, 16 July 2025


Gross Time: 2:08.30 MileRate: 1:59.30 LeadTime: 8.00s First Qtr: 30.20s Second Qtr: 32.20s Third Qtr: 29.30s Fourth Qtr: 28.60s

DATA TABLE: 800 / 400 Posi's are position from leader and (how wide the horse was at that position)

No	Horse	Plc	Mar	800 Posi	400 Posi	Time	3rd Qtr	4th Qt
2	Calm Reason	1	0.0m	7.4m (1)	6.4m (2)	2:08.30	29.22s	28.14s
4	Oliver Shark	2	2.5m	0.0m (0)	0.0m (0)	2:08.49	29.30s	28.78s
10	Our Big Bee	3	3.1m	11.2m (1)	10.6m (2)	2:08.53	29.25s	28.07s
5	My Ultimate Woody	4	7.9m	4.6m (0)	4.4m (0)	2:08.89	29.29s	28.85s
1	Kaeleighs Comet	5	23.2m	9.0m (0)	10.0m (0)	2:10.04	29.38s	29.54s
3	La Americain	6	23.4m	15.4m (1)	15.0m (2)	2:10.06	29.28s	29.20s
7	Come On Shannon	7	24.4m	18.0m (0)	19.2m (1)	2:10.13	29.39s	28.97s
8	Emilys Prince	8	31.1m	20.4m (1)	18.8m (3)	2:10.64	29.20s	29.47s
6	Mondos Reason	9	36.1m	3.0m (1)	2.6m (1)	2:11.01	29.30s	30.98s
9	Runlockyrun	10	47.3m	13.8m (0)	15.2m (0)	2:11.85	29.43s	30.88s


## Finish Position and metres gained

First Arrow shows distance gain/loss from 2nd Qtr to 3rd Qtr,  
Second Arrow shows distance gain/loss from 3rd Qtr to Finish  
Blue arrow indicates best gain in these quarters.



800

Visual positions in race at 2nd Quarter



400

Visual positions in race at 3rd Quarter



Powered by



Harness Analyser

Sectional Analysis Software

Not just form | Free Trial

[www.facebook.com/PJHarnessRacing](http://www.facebook.com/PJHarnessRacing)



RISE Digital, Harness Racing Australia nor the provider accepts any responsibility for the completeness or accuracy of any of the information contained herein, and makes no representations about its suitability for any particular purpose. Users should make their own judgements about those matters and/or seek independent advice. You assume all risks associated with use of data provided on this page