

Penrith Race 1 Distance 1720m

Thursday, 17 July 2025




Gross Time: 2:03.30 MileRate: 1:55.30 LeadTime: 7.60s First Qtr: 29.70s Second Qtr: 29.20s Third Qtr: 28.10s Fourth Qtr: 28.70s

DATA TABLE: 800 / 400 Posi's are position from leader and (how wide the horse was at that position)

No	Horse	Plc	Mar	800 Posi	400 Posi	Time	3rd Qtr	4th Qt
5	Eye Can Try	1	0.0m	0.0m (0)	0.0m (0)	2:03.30	28.10s	28.70s
1	Bettine	2	1.3m	4.4m (0)	4.0m (0)	2:03.40	28.07s	28.51s
7	Zen Master	3	4.1m	8.6m (0)	8.0m (0)	2:03.61	28.06s	28.42s
9	Wattosblazeofglory	4	6.2m	12.6m (0)	12.2m (0)	2:03.77	28.08s	28.27s
8	Rocksie Rock	5	7.1m	3.6m (1)	3.8m (1)	2:03.83	28.11s	28.94s
3	Rays Redemption	6	10.4m	7.6m (1)	7.8m (1)	2:04.08	28.11s	28.89s
2	Bolero	7	10.5m	12.4m (1)	12.0m (1)	2:04.09	28.07s	28.59s
4	Gottadobettor	8	12.4m	16.8m (1)	16.2m (1)	2:04.23	28.06s	28.43s
6	Bara Riley	9	13.1m	24.8m (1)	17.6m (2)	2:04.29	27.60s	28.38s
10	Flo Ryda	10	17.7m	20.6m (1)	13.2m (2)	2:04.63	27.57s	29.02s

Finish Position and metres gained

First Arrow shows distance gain/loss from 2nd Qtr to 3rd Qtr,
Second Arrow shows distance gain/loss from 3rd Qtr to Finish
Blue arrow indicates best gain in these quarters.



Penrith Race 2 Distance 2125m

Thursday, 17 July 2025


Gross Time: 2:34.70 MileRate: 1:57.10 LeadTime: 38.40s First Qtr: 30.00s Second Qtr: 28.60s Third Qtr: 28.30s Fourth Qtr: 29.40s

DATA TABLE: 800 / 400 Posi's are position from leader and (how wide the horse was at that position)

No	Horse	Plc	Mar	800 Posi	400 Posi	Time	3rd Qtr	4th Qt
4	Grey Cadillac	1	0.0m	0.0m (0)	0.0m (0)	2:34.70	28.30s	29.40s
5	Rocknroll Gig	2	7.2m	12.4m (1)	10.4m (2)	2:35.26	28.16s	29.17s
9	Lils Nightmare	3	9.8m	8.2m (1)	5.6m (2)	2:35.46	28.11s	29.71s
3	Polka Delight	4	10.3m	4.0m (0)	4.2m (0)	2:35.49	28.31s	29.85s
7	Rio De Janeiro Blue	5	10.7m	16.2m (0)	15.0m (1)	2:35.52	28.22s	29.09s
2	Diletto	6	13.3m	8.0m (0)	8.2m (0)	2:35.73	28.31s	29.77s
6	Stellina	7	14.1m	17.0m (1)	15.4m (2)	2:35.79	28.19s	29.30s
1	Agiftfromtheangels	8	18.0m	12.2m (0)	13.2m (0)	2:36.09	28.37s	29.75s
10	Petes Big Jim	9	22.8m	21.0m (0)	20.4m (1)	2:36.46	28.25s	29.58s
8	Radiant Amber	10	23.1m	4.0m (1)	4.0m (1)	2:36.48	28.27s	30.80s

Finish Position and metres gained

First Arrow shows distance gain/loss from 2nd Qtr to 3rd Qtr,
Second Arrow shows distance gain/loss from 3rd Qtr to Finish
Blue arrow indicates best gain in these quarters.



800

Visual positions in race at 2nd Quarter



400

Visual positions in race at 3rd Quarter



Powered by



Harness Analyser

Sectional Analysis Software

Not just form | Free Trial

www.facebook.com/PJHarnessRacing



RISE Digital, Harness Racing Australia nor the provider accepts any responsibility for the completeness or accuracy of any of the information contained herein, and makes no representations about its suitability for any particular purpose. Users should make their own judgements about those matters and/or seek independent advice. You assume all risks associated with use of data provided on this page

Penrith Race 3 Distance 2125m

Thursday, 17 July 2025

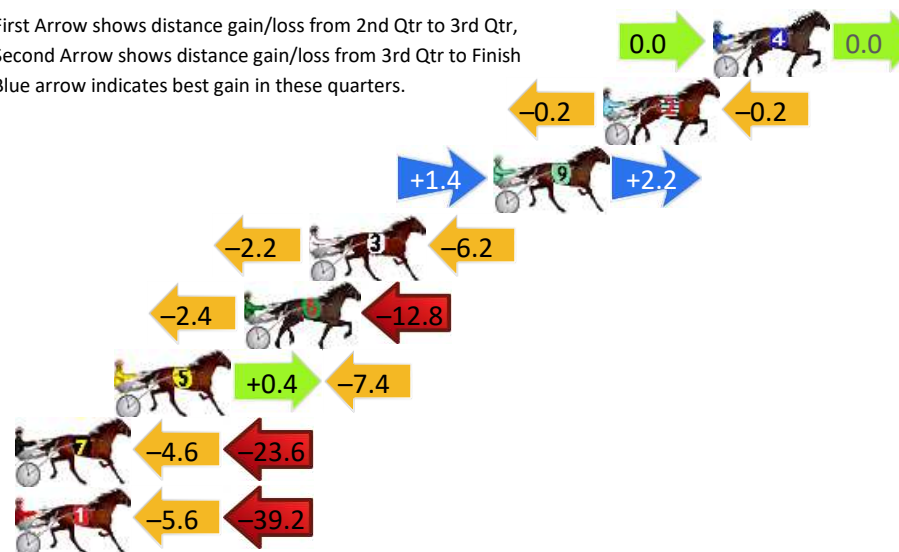
Gross Time: 2:33.30 MileRate: 1:56.10 LeadTime: 35.50s First Qtr: 31.00s Second Qtr: 30.30s Third Qtr: 28.40s Fourth Qtr: 28.10s

DATA TABLE: 800 / 400 Posi's are position from leader and (how wide the horse was at that position)

No	Horse	Plc	Mar	800 Posi	400 Posi	Time	3rd Qtr	4th Qt
4	Sinaloa	1	0.0m	0.0m (0)	0.0m (0)	2:33.30	28.40s	28.10s
2	Kates Virtue	2	4.4m	4.0m (0)	4.2m (0)	2:33.62	28.41s	28.11s
9	Red Sapphire	3	8.8m	12.4m (1)	11.0m (2)	2:33.95	28.30s	27.95s
3	Eyeknow	4	16.2m	7.8m (1)	10.0m (1)	2:34.50	28.56s	28.53s
6	Mister Quirk	5	18.8m	3.6m (1)	6.0m (1)	2:34.69	28.57s	28.99s
5	Ed Mendes	6	24.0m	17.0m (1)	16.6m (2)	2:35.07	28.37s	28.62s
7	Wild Card	7	40.8m	12.6m (0)	17.2m (1)	2:36.31	28.73s	29.75s
1	Ebbony Storm	8	53.2m	8.4m (0)	14.0m (0)	2:37.23	28.81s	30.84s

Finish Position and metres gained

First Arrow shows distance gain/loss from 2nd Qtr to 3rd Qtr,
Second Arrow shows distance gain/loss from 3rd Qtr to Finish
Blue arrow indicates best gain in these quarters.



800

Visual positions in race at 2nd Quarter



400

Visual positions in race at 3rd Quarter



Powered by



Harness Analyser

Sectional Analysis Software

Not just form | Free Trial

www.facebook.com/PJHarnessRacing



RISE Digital, Harness Racing Australia nor the provider accepts any responsibility for the completeness or accuracy of any of the information contained herein, and makes no representations about its suitability for any particular purpose. Users should make their own judgements about those matters and/or seek independent advice. You assume all risks associated with use of data provided on this page

Penrith Race 4 Distance 1720m

Thursday, 17 July 2025


Gross Time: 2:03.80 MileRate: 1:55.80 LeadTime: 7.60s First Qtr: 29.70s Second Qtr: 30.20s Third Qtr: 28.70s Fourth Qtr: 27.60s

DATA TABLE: 800 / 400 Posi's are position from leader and (how wide the horse was at that position)

No	Horse	Plc	Mar	800 Posi	400 Posi	Time	3rd Qtr	4th Qt
3	Farfalla Stride	1	0.0m	0.0m (0)	0.0m (0)	2:03.80	28.70s	27.60s
1	Woodlea Beaver	2	8.9m	4.2m (0)	4.6m (0)	2:04.45	28.73s	27.90s
7	Crusader Miss	3	15.0m	8.2m (0)	8.8m (0)	2:04.89	28.75s	28.03s
6	Lasting Memory	4	24.3m	2.6m (1)	3.4m (1)	2:05.56	28.78s	29.03s
5	Charlies Ace	5	25.7m	6.4m (1)	8.2m (1)	2:05.67	28.85s	28.80s
4	Skye Mary Mac	6	28.5m	10.6m (1)	12.6m (2)	2:05.87	28.86s	28.69s
2	Fiftyshades Cresco	7	28.8m	14.6m (1)	17.0m (2)	2:05.89	28.88s	28.41s
8	Weareallalone	8	29.1m	18.6m (1)	20.2m (1)	2:05.91	28.82s	28.21s
10	Carpenter	9	34.1m	12.4m (0)	14.2m (0)	2:06.28	28.85s	28.97s
9	Our Fire And Delight	10	34.2m	18.4m (0)	19.4m (0)	2:06.28	28.79s	28.62s

Finish Position and metres gained

First Arrow shows distance gain/loss from 2nd Qtr to 3rd Qtr,
Second Arrow shows distance gain/loss from 3rd Qtr to Finish
Blue arrow indicates best gain in these quarters.



800

Visual positions in race at 2nd Quarter



400

Visual positions in race at 3rd Quarter



Powered by



Harness Analyser

Sectional Analysis Software

Not just form | Free Trial

www.facebook.com/PJHarnessRacing



RISE Digital, Harness Racing Australia nor the provider accepts any responsibility for the completeness or accuracy of any of the information contained herein, and makes no representations about its suitability for any particular purpose. Users should make their own judgements about those matters and/or seek independent advice. You assume all risks associated with use of data provided on this page

Penrith Race 5 Distance 1720m

Thursday, 17 July 2025

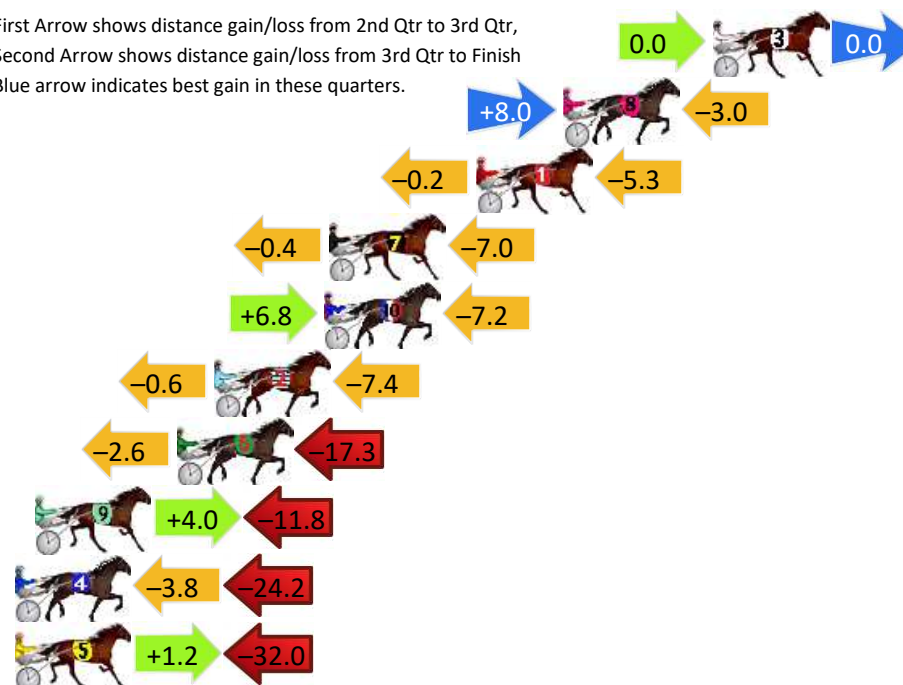
Gross Time: 2:02.80 MileRate: 1:54.90 LeadTime: 7.40s First Qtr: 28.40s Second Qtr: 30.70s Third Qtr: 28.30s Fourth Qtr: 28.00s

DATA TABLE: 800 / 400 Posi's are position from leader and (how wide the horse was at that position)

NoHorse	Plc	Mar	800 Posi	400 Posi	Time	3rd Qtr	4th Qt
3 El Camino	1	0.0m	0.0m (0)	0.0m (0)	2:02.80	28.30s	28.00s
8 Dougs Flame	2	6.0m	11.0m (1)	3.0m (2)	2:03.24	27.74s	28.21s
1 Dontletfearstopya	3	9.5m	4.0m (0)	4.2m (0)	2:03.50	28.32s	28.37s
7 Peligroso	4	15.4m	8.0m (0)	8.4m (0)	2:03.93	28.33s	28.49s
10 Give Me A Minute	5	15.6m	15.2m (1)	8.4m (2)	2:03.95	27.83s	28.50s
2 Admirable	6	20.0m	12.0m (0)	12.6m (0)	2:04.27	28.34s	28.52s
6 Titian Raider	7	21.5m	1.6m (1)	4.2m (1)	2:04.38	28.49s	29.20s
9 Ourtreacherous Reign	8	27.2m	19.4m (1)	15.4m (3)	2:04.80	28.02s	28.82s
4 Freeasabyrd	9	34.8m	6.8m (1)	10.6m (1)	2:05.36	28.57s	29.68s
5 Notsokool	10	47.4m	16.6m (0)	15.4m (2)	2:06.29	28.23s	30.23s

Finish Position and metres gained

First Arrow shows distance gain/loss from 2nd Qtr to 3rd Qtr,
Second Arrow shows distance gain/loss from 3rd Qtr to Finish
Blue arrow indicates best gain in these quarters.



800

Visual positions in race at 2nd Quarter



400

Visual positions in race at 3rd Quarter



Powered by



Harness Analyser

Sectional Analysis Software

Not just form | Free Trial

www.facebook.com/PJHarnessRacing



RISE Digital, Harness Racing Australia nor the provider accepts any responsibility for the completeness or accuracy of any of the information contained herein, and makes no representations about its suitability for any particular purpose. Users should make their own judgements about those matters and/or seek independent advice. You assume all risks associated with use of data provided on this page

Penrith Race 6 Distance 1720m

Thursday, 17 July 2025


Gross Time: 2:05.50 MileRate: 1:57.40 LeadTime: 7.70s First Qtr: 28.70s Second Qtr: 28.90s Third Qtr: 30.00s Fourth Qtr: 30.20s

DATA TABLE: 800 / 400 Posi's are position from leader and (how wide the horse was at that position)

No	Horse	Plc	Mar	800 Posi	400 Posi	Time	3rd Qtr	4th Qt
6	Sentosar	1	0.0m	22.2m (1)	16.2m (2)	2:05.50	29.56s	28.98s
3	Naturally Bettor	2	0.2m	16.4m (1)	11.8m (2)	2:05.52	29.66s	29.33s
9	This Is Heaven	3	0.3m	14.4m (0)	11.6m (1)	2:05.52	29.79s	29.35s
2	Tennessee Kid	4	4.1m	12.2m (1)	7.6m (2)	2:05.82	29.66s	29.94s
8	Blazing High	5	9.9m	9.4m (0)	8.2m (0)	2:06.28	29.91s	30.33s
1	My Ultimate Banjo	6	13.2m	0.0m (0)	0.0m (0)	2:06.54	30.00s	31.19s
5	Dynamite Danni	7	15.4m	24.2m (0)	16.4m (0)	2:06.72	29.42s	30.12s
7	August Star	8	19.8m	4.4m (0)	4.2m (0)	2:07.07	29.98s	31.37s
4	Geeteeho	9	49.0m	7.8m (1)	6.2m (1)	2:09.37	29.87s	33.41s

Finish Position and metres gained

First Arrow shows distance gain/loss from 2nd Qtr to 3rd Qtr,
Second Arrow shows distance gain/loss from 3rd Qtr to Finish
Blue arrow indicates best gain in these quarters.



800

Visual positions in race at 2nd Quarter



400

Visual positions in race at 3rd Quarter



Powered by



Harness Analyser

Sectional Analysis Software

Not just form | Free Trial

www.facebook.com/PJHarnessRacing



RISE Digital, Harness Racing Australia nor the provider accepts any responsibility for the completeness or accuracy of any of the information contained herein, and makes no representations about its suitability for any particular purpose. Users should make their own judgements about those matters and/or seek independent advice. You assume all risks associated with use of data provided on this page

Penrith Race 7 Distance 1720m

Thursday, 17 July 2025


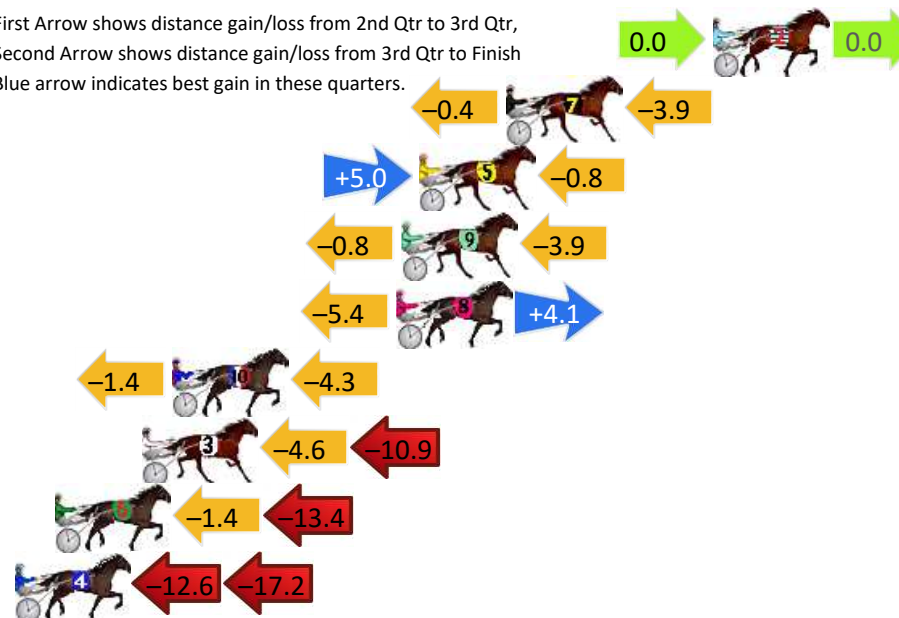
Gross Time: 2:03.30 MileRate: 1:55.30 LeadTime: 7.50s First Qtr: 29.30s Second Qtr: 28.90s Third Qtr: 28.60s Fourth Qtr: 29.00s

DATA TABLE: 800 / 400 Posi's are position from leader and (how wide the horse was at that position)

No	Horse	Plc	Mar	800 Posi	400 Posi	Time	3rd Qtr	4th Qt
2	Astral Stride	1	0.0m	0.0m (0)	0.0m (0)	2:03.30	28.60s	29.00s
7	Vespa Stride	2	8.3m	4.0m (0)	4.4m (0)	2:03.93	28.63s	29.28s
5	The Devils Flame	3	11.8m	16.0m (1)	11.0m (3)	2:04.20	28.24s	29.06s
9	Lockitineddy	4	12.5m	7.8m (0)	8.6m (1)	2:04.25	28.66s	29.28s
8	Hellovatime	5	12.7m	11.4m (1)	16.8m (3)	2:04.27	28.99s	28.70s
10	Bobby Waterhouse	6	21.7m	16.0m (0)	17.4m (0)	2:04.95	28.70s	29.31s
3	Lookin Good Margie	7	22.9m	7.4m (1)	12.0m (2)	2:05.04	28.92s	29.79s
6	King Corey	8	26.4m	11.6m (0)	13.0m (0)	2:05.31	28.69s	29.97s
4	Mister Jones	9	32.8m	3.0m (1)	15.6m (1)	2:05.80	29.49s	30.24s

Finish Position and metres gained

First Arrow shows distance gain/loss from 2nd Qtr to 3rd Qtr,
Second Arrow shows distance gain/loss from 3rd Qtr to Finish
Blue arrow indicates best gain in these quarters.



800

Visual positions in race at 2nd Quarter



400

Visual positions in race at 3rd Quarter



Powered by



Harness Analyser

Sectional Analysis Software

Not just form | Free Trial

www.facebook.com/PJHarnessRacing



RISE Digital, Harness Racing Australia nor the provider accepts any responsibility for the completeness or accuracy of any of the information contained herein, and makes no representations about its suitability for any particular purpose. Users should make their own judgements about those matters and/or seek independent advice. You assume all risks associated with use of data provided on this page

Penrith Race 8 Distance 1720m

Thursday, 17 July 2025



Gross Time: 2:05.80 MileRate: 1:57.70 LeadTime: 7.50s First Qtr: 29.00s Second Qtr: 31.50s Third Qtr: 30.20s Fourth Qtr: 27.60s

DATA TABLE: 800 / 400 Posi's are position from leader and (how wide the horse was at that position)

No	Horse	Plc	Mar	800 Posi	400 Posi	Time	3rd Qtr	4th Qt
2	Whereishe	1	0.0m	0.0m (0)	0.0m (0)	2:05.80	30.20s	27.60s
1	Maid Of Money	2	1.8m	4.0m (0)	4.4m (0)	2:05.93	30.22s	27.42s
5	Reign Maker	3	11.4m	14.6m (1)	6.8m (2)	2:06.63	29.65s	27.92s
8	A Vapar Storm	4	13.5m	10.4m (1)	11.2m (2)	2:06.78	30.26s	27.76s
9	The Best Of You	5	15.7m	11.8m (0)	12.8m (0)	2:06.94	30.28s	27.80s
7	Desiderio	6	16.7m	7.8m (0)	8.8m (0)	2:07.01	30.30s	28.14s
10	Clementsorrell	7	24.9m	16.0m (0)	17.4m (0)	2:07.61	30.32s	28.11s
6	Ideal Redemption	8	26.7m	20.0m (0)	20.6m (1)	2:07.74	30.26s	28.02s
3	Rogervalerio Lombo	9	33.2m	6.0m (1)	11.6m (1)	2:08.21	30.67s	29.08s
4	Seamark	10	56.7m	1.6m (1)	7.6m (1)	2:09.92	30.79s	30.97s

Finish Position and metres gained

First Arrow shows distance gain/loss from 2nd Qtr to 3rd Qtr,
Second Arrow shows distance gain/loss from 3rd Qtr to Finish
Blue arrow indicates best gain in these quarters.



800

Visual positions in race at 2nd Quarter



400

Visual positions in race at 3rd Quarter



Powered by



Harness Analyser

Sectional Analysis Software

Not just form | Free Trial

www.facebook.com/PJHarnessRacing



RISE Digital, Harness Racing Australia nor the provider accepts any responsibility for the completeness or accuracy of any of the information contained herein, and makes no representations about its suitability for any particular purpose. Users should make their own judgements about those matters and/or seek independent advice. You assume all risks associated with use of data provided on this page

Penrith Race 9 Distance 1720m

Thursday, 17 July 2025


Gross Time: 2:06.30 MileRate: 1:58.20 LeadTime: 7.70s First Qtr: 29.70s Second Qtr: 29.50s Third Qtr: 29.40s Fourth Qtr: 30.00s

DATA TABLE: 800 / 400 Posi's are position from leader and (how wide the horse was at that position)

NoHorse	Plc	Mar	800 Posi	400 Posi	Time	3rd Qtr	4th Qt
2 Dougs Tribe	1	0.0m	0.0m (0)	0.0m (0)	2:06.30	29.40s	30.00s
1 Heaven Fast	2	2.6m	4.4m (0)	4.0m (0)	2:06.50	29.37s	29.90s
3 Delightfully Sweet	3	4.4m	10.2m (1)	7.6m (3)	2:06.65	29.21s	29.76s
6 Ellezie	4	4.6m	2.2m (1)	2.6m (1)	2:06.66	29.43s	30.15s
5 Goodtime Miki	5	5.2m	6.2m (1)	5.0m (2)	2:06.71	29.31s	30.01s
7 Rock Asset	6	7.0m	9.6m (0)	8.0m (1)	2:06.85	29.28s	29.93s
9 Im No Gift	7	8.6m	13.6m (0)	11.6m (2)	2:06.98	29.25s	29.78s
4 Get Us A Tinny	8	10.6m	18.6m (0)	17.0m (0)	2:07.13	29.29s	29.52s
10 Watch Your Back	9	14.5m	18.8m (1)	12.6m (3)	2:07.44	28.94s	30.14s
8 Goodtime Sailor	10	24.5m	14.8m (1)	16.4m (2)	2:08.23	29.51s	30.60s


Finish Position and metres gained

First Arrow shows distance gain/loss from 2nd Qtr to 3rd Qtr,
Second Arrow shows distance gain/loss from 3rd Qtr to Finish
Blue arrow indicates best gain in these quarters.



800

Visual positions in race at 2nd Quarter



400

Visual positions in race at 3rd Quarter



Powered by



Harness Analyser

Sectional Analysis Software

Not just form | Free Trial

www.facebook.com/PJHarnessRacing



RISE Digital, Harness Racing Australia nor the provider accepts any responsibility for the completeness or accuracy of any of the information contained herein, and makes no representations about its suitability for any particular purpose. Users should make their own judgements about those matters and/or seek independent advice. You assume all risks associated with use of data provided on this page