

Tamworth Race 1 Distance 1980m

Thursday, 17 July 2025

Gross Time: 2:26.00

MileRate: 1:58.70

LeadTime: 27.50s

First Qtr: 30.10s

Second Qtr: 28.60s

Third Qtr: 29.30s


Fourth Qtr: 30.50s

DATA TABLE: 800 / 400 Posi's are position from leader and (how wide the horse was at that position)


| No | Horse | Plc | Mar | 800 Posi | 400 Posi | Time | 3rd Qtr | 4th Qt |
|----|--------------------|-----|--------|-----------|-----------|---------|---------|--------|
| 2 | See The Dream | 1 | 0.0m | 0.0m (0) | 0.0m (0) | 2:26.00 | 29.30s | 30.50s |
| 7 | Whens Lunch | 2 | 2.1m | 9.6m (0) | 5.8m (1) | 2:26.17 | 29.02s | 30.22s |
| 4 | Our Lucille | 3 | 31.7m | 14.6m (1) | 30.2m (1) | 2:28.53 | 30.46s | 30.61s |
| 1 | Heavenly Turbo | 4 | 36.5m | 4.8m (0) | 11.4m (0) | 2:28.91 | 29.75s | 32.40s |
| 5 | Feisty Tiger | 5 | 37.5m | 19.0m (1) | 31.8m (2) | 2:28.99 | 30.24s | 30.93s |
| 10 | Tasmans Delight | 6 | 47.3m | 21.0m (0) | 49.0m (1) | 2:29.78 | 31.38s | 30.37s |
| 9 | Artful Babe | 7 | 64.0m | 23.6m (1) | 36.0m (1) | 2:31.11 | 30.18s | 32.62s |
| 8 | Sweet Sunshine | 8 | 67.0m | 16.6m (0) | 39.4m (0) | 2:31.35 | 30.95s | 32.59s |
| 3 | Syncopated Shuffle | 9 | 80.5m | 10.6m (1) | 30.2m (0) | 2:32.43 | 30.68s | 34.31s |
| 6 | Jungle Jive | 10 | 246.2m | 6.6m (1) | 50.8m (0) | 2:45.65 | 32.29s | 45.32s |

Finish Position and metres gained

First Arrow shows distance gain/loss from 2nd Qtr to 3rd Qtr,
Second Arrow shows distance gain/loss from 3rd Qtr to Finish
Blue arrow indicates best gain in these quarters.



Visual positions in race at 2nd Quarter



Visual positions in race at 3rd Quarter



Powered by



Harness Analyser

Sectional Analysis Software

Not just form | Free Trial

www.facebook.com/PJHarnessRacing



RISE Digital, Harness Racing Australia nor the provider accepts any responsibility for the completeness or accuracy of any of the information contained herein, and makes no representations about its suitability for any particular purpose. Users should make their own judgements about those matters and/or seek independent advice. You assume all risks associated with use of data provided on this page

Tamworth Race 2 Distance 1980m

Thursday, 17 July 2025

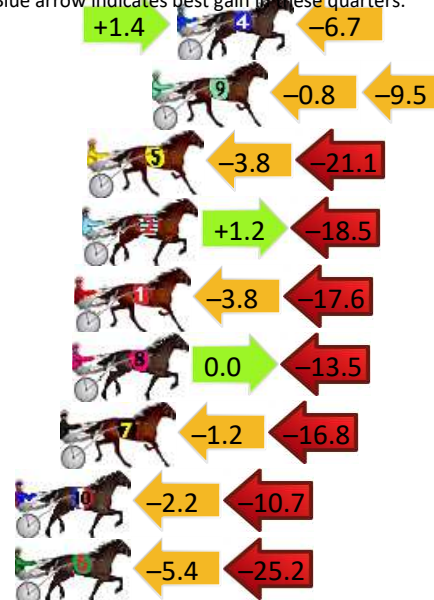
Gross Time: 2:26.50 MileRate: 1:59.10 LeadTime: 27.30s First Qtr: 29.90s Second Qtr: 30.00s Third Qtr: 29.30s Fourth Qtr: 30.00s

DATA TABLE: 800 / 400 Posi's are position from leader and (how wide the horse was at that position)

| No | Horse | Plc | Mar | 800 Posi | 400 Posi | Time | 3rd Qtr | 4th Qt |
|----|---------------------|-----|-------|-----------|-----------|---------|---------|--------|
| 3 | Captain Groove | 1 | 0.0m | 4.0m (1) | 0.0m (1) | 2:26.50 | 29.01s | 30.00s |
| 4 | Limousine Cheeky | 2 | 21.5m | 16.2m (1) | 14.8m (3) | 2:28.19 | 29.19s | 30.50s |
| 9 | Bettathanmozzarella | 3 | 22.5m | 12.2m (0) | 13.0m (0) | 2:28.27 | 29.35s | 30.71s |
| 5 | Ee Jay Why | 4 | 25.1m | 0.2m (0) | 4.0m (0) | 2:28.47 | 29.56s | 31.57s |
| 2 | Macedes | 5 | 25.3m | 8.0m (1) | 6.8m (2) | 2:28.49 | 29.20s | 31.38s |
| 1 | Rocknroll Rambo | 6 | 25.6m | 4.2m (0) | 8.0m (0) | 2:28.51 | 29.56s | 31.31s |
| 8 | Terror Flying | 7 | 25.7m | 12.2m (1) | 12.2m (2) | 2:28.52 | 29.29s | 31.01s |
| 7 | Summer Rockstar | 8 | 26.2m | 8.2m (0) | 9.4m (1) | 2:28.56 | 29.37s | 31.25s |
| 10 | Carolsdiamond | 9 | 30.5m | 17.6m (0) | 19.8m (0) | 2:28.90 | 29.45s | 30.80s |
| 6 | Iamnopet | 10 | 30.6m | 0.0m (1) | 5.4m (1) | 2:28.90 | 29.68s | 31.88s |

Finish Position and metres gained

First Arrow shows distance gain/loss from 2nd Qtr to 3rd Qtr,
Second Arrow shows distance gain/loss from 3rd Qtr to Finish
Blue arrow indicates best gain in these quarters.



Visual positions in race at 2nd Quarter

800



Visual positions in race at 3rd Quarter

400



Powered by



Harness Analyser

Sectional Analysis Software

Not just form | Free Trial

www.facebook.com/PJHarnessRacing



RISE Digital, Harness Racing Australia nor the provider accepts any responsibility for the completeness or accuracy of any of the information contained herein, and makes no representations about its suitability for any particular purpose. Users should make their own judgements about those matters and/or seek independent advice. You assume all risks associated with use of data provided on this page

Tamworth Race 3 Distance 1609m

Thursday, 17 July 2025



Gross Time: 1:55.90 MileRate: 1:55.90 LeadTime: 0.00s First Qtr: 28.20s Second Qtr: 29.50s Third Qtr: 28.10s Fourth Qtr: 30.20s

DATA TABLE: 800 / 400 Posi's are position from leader and (how wide the horse was at that position)

| No | Horse | Plc | Mar | 800 Posi | 400 Posi | Time | 3rd Qtr | 4th Qt |
|----|------------------|-----|-------|-----------|-----------|---------|---------|--------|
| 5 | Dougs Rules | 1 | 0.0m | 0.0m (0) | 0.0m (0) | 1:55.90 | 28.10s | 30.20s |
| 7 | Longwindingroad | 2 | 8.9m | 8.8m (0) | 15.4m (0) | 1:56.60 | 28.60s | 29.71s |
| 2 | He Said She Said | 3 | 17.6m | 7.4m (1) | 12.0m (1) | 1:57.29 | 28.42s | 30.62s |
| 9 | Rolamax | 4 | 20.5m | 13.0m (0) | 21.2m (0) | 1:57.52 | 28.70s | 30.15s |
| 6 | Classic Arc | 5 | 21.5m | 21.8m (1) | 27.2m (1) | 1:57.60 | 28.51s | 29.77s |
| 10 | Gotonebetter | 6 | 25.5m | 17.0m (1) | 22.8m (1) | 1:57.92 | 28.51s | 30.40s |
| 3 | Spirit King | 7 | 25.9m | 12.0m (1) | 17.2m (1) | 1:57.95 | 28.45s | 30.85s |
| 1 | Unsully | 8 | 33.9m | 4.6m (0) | 9.8m (0) | 1:58.58 | 28.41s | 32.01s |
| 8 | Rippin Rupert | 9 | 34.0m | 25.4m (2) | 29.0m (2) | 1:58.59 | 28.35s | 30.58s |
| 4 | Tabra | 10 | 40.7m | 19.6m (0) | 29.2m (0) | 1:59.12 | 28.77s | 31.06s |

Finish Position and metres gained

First Arrow shows distance gain/loss from 2nd Qtr to 3rd Qtr, Second Arrow shows distance gain/loss from 3rd Qtr to Finish
Blue arrow indicates best gain in these quarters.



Visual positions in race at 2nd Quarter



Visual positions in race at 3rd Quarter

Tamworth Race 4 Distance 1980m

Thursday, 17 July 2025


Gross Time: 2:28.60 MileRate: 2:00.70 LeadTime: 26.40s First Qtr: 32.30s Second Qtr: 30.20s Third Qtr: 29.50s Fourth Qtr: 30.20s

DATA TABLE: 800 / 400 Posi's are position from leader and (how wide the horse was at that position)

| No | Horse | Plc | Mar | 800 Posi | 400 Posi | Time | 3rd Qtr | 4th Qt |
|----|--------------------|-----|-------|-----------|-----------|---------|---------|--------|
| 10 | Eiffel From Heaven | 1 | 0.0m | 15.4m (1) | 8.4m (3) | 2:28.60 | 28.99s | 29.57s |
| 9 | Zacharooni | 2 | 1.6m | 11.4m (1) | 6.2m (2) | 2:28.73 | 29.12s | 29.85s |
| 6 | Reds Good To Go | 3 | 2.3m | 19.2m (1) | 12.8m (2) | 2:28.78 | 29.03s | 29.41s |
| 7 | Mini Mine Yet | 4 | 3.5m | 8.2m (0) | 8.0m (1) | 2:28.88 | 29.49s | 29.86s |
| 3 | Montana Nights | 5 | 8.8m | 7.6m (1) | 1.2m (2) | 2:29.30 | 29.02s | 30.77s |
| 8 | Fleur Bella | 6 | 10.4m | 12.8m (0) | 12.2m (0) | 2:29.42 | 29.46s | 30.06s |
| 2 | Smolenski | 7 | 12.4m | 3.6m (1) | 0.0m (1) | 2:29.58 | 29.22s | 31.13s |
| 4 | Hasler | 8 | 17.5m | 4.2m (0) | 5.2m (0) | 2:29.98 | 29.56s | 31.12s |
| 5 | Just Tommy | 9 | 19.8m | 17.6m (0) | 17.8m (0) | 2:30.17 | 29.51s | 30.35s |
| 1 | Impulsive George | 10 | 45.5m | 0.0m (0) | 0.0m (0) | 2:32.20 | 29.46s | 33.62s |


Finish Position and metres gained

First Arrow shows distance gain/loss from 2nd Qtr to 3rd Qtr, Second Arrow shows distance gain/loss from 3rd Qtr to Finish Blue arrow indicates best gain in these quarters.



800

Visual positions in race at 2nd Quarter



400

Visual positions in race at 3rd Quarter



Powered by



Harness Analyser

Sectional Analysis Software

Not just form | Free Trial

www.facebook.com/PJHarnessRacing



RISE Digital, Harness Racing Australia nor the provider accepts any responsibility for the completeness or accuracy of any of the information contained herein, and makes no representations about its suitability for any particular purpose. Users should make their own judgements about those matters and/or seek independent advice. You assume all risks associated with use of data provided on this page

Tamworth Race 5 Distance 1609m

Thursday, 17 July 2025


Gross Time: 1:56.70 MileRate: 1:56.70 LeadTime: 0.00s First Qtr: 28.90s Second Qtr: 28.50s Third Qtr: 28.90s Fourth Qtr: 30.40s

DATA TABLE: 800 / 400 Posi's are position from leader and (how wide the horse was at that position)

| No | Horse | Plc | Mar | 800 Posi | 400 Posi | Time | 3rd Qtr | 4th Qt |
|----|--------------------|-----|-------|-----------|-----------|---------|---------|--------|
| 4 | Bettor Cheer | 1 | 0.0m | 3.0m (1) | 0.0m (1) | 1:56.70 | 28.68s | 30.40s |
| 5 | Katastrophee | 2 | 6.6m | 8.4m (0) | 12.4m (0) | 1:57.23 | 29.21s | 29.96s |
| 7 | Joe By The Seaside | 3 | 7.9m | 4.0m (0) | 8.2m (0) | 1:57.33 | 29.21s | 30.38s |
| 6 | Spunkys Gotsecrets | 4 | 13.2m | 2.8m (2) | 1.2m (2) | 1:57.75 | 28.76s | 31.31s |
| 9 | My Ultimate Hugo | 5 | 13.7m | 13.0m (0) | 16.2m (1) | 1:57.79 | 29.14s | 30.21s |
| 8 | Antetokounmpo | 6 | 17.1m | 11.6m (1) | 12.8m (2) | 1:58.06 | 28.98s | 30.72s |
| 1 | Whiskey Royale | 7 | 18.1m | 0.0m (0) | 2.6m (0) | 1:58.14 | 29.06s | 31.57s |
| 10 | My Rock Moves | 8 | 18.2m | 17.0m (0) | 18.0m (2) | 1:58.15 | 28.97s | 30.42s |
| 2 | San Saba | 9 | 33.2m | 7.0m (1) | 11.4m (1) | 1:59.34 | 29.18s | 32.05s |

Finish Position and metres gained

First Arrow shows distance gain/loss from 2nd Qtr to 3rd Qtr,
Second Arrow shows distance gain/loss from 3rd Qtr to Finish
Blue arrow indicates best gain in these quarters.



800

Visual positions in race at 2nd Quarter



400

Visual positions in race at 3rd Quarter



Powered by



Harness Analyser

Sectional Analysis Software

Not just form | Free Trial

www.facebook.com/PJHarnessRacing



RISE Digital, Harness Racing Australia nor the provider accepts any responsibility for the completeness or accuracy of any of the information contained herein, and makes no representations about its suitability for any particular purpose. Users should make their own judgements about those matters and/or seek independent advice. You assume all risks associated with use of data provided on this page

Tamworth Race 6 Distance 1980m

Thursday, 17 July 2025

Gross Time: 2:26.70

MileRate: 1:59.20

LeadTime: 26.60s

First Qtr: 30.20s

Second Qtr: 30.10s

Third Qtr: 29.20s


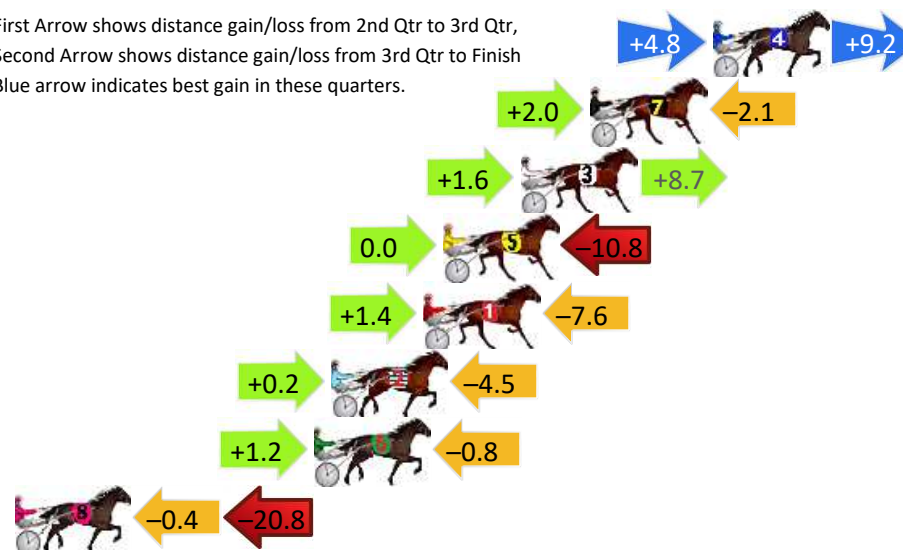
Fourth Qtr: 30.60s

DATA TABLE: 800 / 400 Posi's are position from leader and (how wide the horse was at that position)

| NoHorse | Plc | Mar | 800 Posi | 400 Posi | Time | 3rd Qtr | 4th Qt |
|--------------------|-----|-------|-----------|-----------|---------|---------|--------|
| 4 Ultimate Diva | 1 | 0.0m | 14.0m (1) | 9.2m (2) | 2:26.70 | 28.86s | 29.90s |
| 7 Duty Of Care | 2 | 4.9m | 4.8m (1) | 2.8m (1) | 2:27.09 | 29.05s | 30.76s |
| 3 Reasonably Sweet | 3 | 7.7m | 18.0m (1) | 16.4m (1) | 2:27.32 | 29.10s | 29.94s |
| 5 Dual Cam | 4 | 10.8m | 0.0m (0) | 0.0m (0) | 2:27.56 | 29.18s | 31.42s |
| 1 Ellie Rippin | 5 | 11.6m | 5.4m (0) | 4.0m (0) | 2:27.63 | 29.08s | 31.18s |
| 2 Jackys Maria | 6 | 15.3m | 11.0m (0) | 10.8m (0) | 2:27.93 | 29.18s | 30.94s |
| 6 Wicked Dreamer | 7 | 16.0m | 16.4m (0) | 15.2m (0) | 2:27.98 | 29.11s | 30.66s |
| 8 Imperial Night | 8 | 31.2m | 10.0m (1) | 10.4m (1) | 2:29.20 | 29.19s | 32.18s |

Finish Position and metres gained

First Arrow shows distance gain/loss from 2nd Qtr to 3rd Qtr,
Second Arrow shows distance gain/loss from 3rd Qtr to Finish
Blue arrow indicates best gain in these quarters.



Tamworth Race 7 Distance 1980m

Thursday, 17 July 2025




Gross Time: 2:26.50 MileRate: 1:59.10 LeadTime: 26.70s First Qtr: 30.90s Second Qtr: 29.20s Third Qtr: 29.00s Fourth Qtr: 30.70s

DATA TABLE: 800 / 400 Posi's are position from leader and (how wide the horse was at that position)

| No | Horse | Plc | Mar | 800 Posi | 400 Posi | Time | 3rd Qtr | 4th Qt |
|----|--------------------|-----|--------|-----------|-----------|---------|---------|--------|
| 7 | Paratrouper | 1 | 0.0m | 8.0m (0) | 13.8m (0) | 2:26.50 | 29.46s | 29.65s |
| 9 | Elouisa Dale | 2 | 0.5m | 14.2m (1) | 9.2m (2) | 2:26.54 | 28.65s | 30.04s |
| 4 | Allsopp | 3 | 1.1m | 2.0m (1) | 0.0m (0) | 2:26.59 | 28.85s | 30.78s |
| 5 | McCrikey | 4 | 1.3m | 6.0m (1) | 4.4m (1) | 2:26.60 | 28.89s | 30.46s |
| 10 | Amillion Promises | 5 | 9.1m | 18.4m (1) | 18.4m (2) | 2:27.23 | 29.02s | 29.99s |
| 3 | Ohwhatiwouldgive | 6 | 10.8m | 4.0m (0) | 9.2m (1) | 2:27.37 | 29.38s | 30.82s |
| 6 | Threebushelsofoats | 7 | 22.4m | 12.0m (0) | 19.0m (0) | 2:28.30 | 29.51s | 30.96s |
| 8 | Lucky Beach Boy | 8 | 32.3m | 10.0m (1) | 14.0m (1) | 2:29.09 | 29.26s | 32.10s |
| 2 | Renrow Lad | 9 | 77.8m | 45.0m (0) | 55.0m (0) | 2:32.75 | 29.69s | 32.44s |
| 1 | Krafty Candy | 10 | 103.0m | 0.0m (0) | 7.8m (0) | 2:34.77 | 29.38s | 37.97s |

Finish Position and metres gained

First Arrow shows distance gain/loss from 2nd Qtr to 3rd Qtr, Second Arrow shows distance gain/loss from 3rd Qtr to Finish Blue arrow indicates best gain in these quarters.



Tamworth Race 8 Distance 1609m

Thursday, 17 July 2025

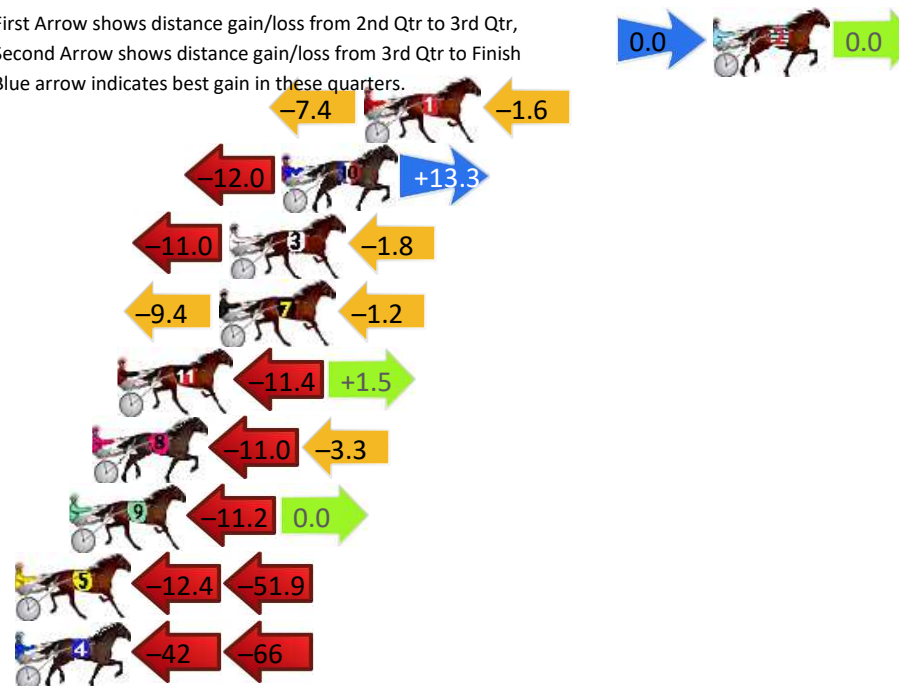
Gross Time: 1:55.10 MileRate: 1:55.10 LeadTime: 0.00s First Qtr: 28.10s Second Qtr: 29.60s Third Qtr: 27.70s Fourth Qtr: 29.70s

DATA TABLE: 800 / 400 Posi's are position from leader and (how wide the horse was at that position)

| No | Horse | Plc | Mar | 800 Posi | 400 Posi | Time | 3rd Qtr | 4th Qt |
|----|----------------|-----|--------|-----------|-----------|---------|---------|--------|
| 2 | Grosso Naso | 1 | 0.0m | 0.0m (0) | 0.0m (0) | 1:55.10 | 27.70s | 29.70s |
| 1 | Cheddar Valley | 2 | 14.0m | 5.0m (0) | 12.4m (0) | 1:56.19 | 28.22s | 29.82s |
| 10 | Bat Matson | 3 | 17.3m | 18.6m (1) | 30.6m (1) | 1:56.45 | 28.59s | 28.72s |
| 3 | Onetangi Girl | 4 | 19.4m | 6.6m (1) | 17.6m (2) | 1:56.61 | 28.48s | 29.83s |
| 7 | Major Mickey | 5 | 19.8m | 9.2m (0) | 18.6m (0) | 1:56.64 | 28.37s | 29.79s |
| 11 | Ascot Showtime | 6 | 23.9m | 14.0m (0) | 25.4m (0) | 1:56.96 | 28.52s | 29.59s |
| 8 | Annie Crocker | 7 | 24.9m | 10.6m (1) | 21.6m (1) | 1:57.04 | 28.48s | 29.94s |
| 9 | Killara Shogun | 8 | 25.8m | 14.6m (1) | 25.8m (1) | 1:57.11 | 28.50s | 29.70s |
| 5 | Conor McGregor | 9 | 66.9m | 2.6m (1) | 15.0m (1) | 2:00.31 | 28.46s | 33.53s |
| 4 | Peppa Bliss | 10 | 125.3m | 18.8m (0) | 60.0m (0) | 2:04.85 | 30.48s | 34.52s |

Finish Position and metres gained

First Arrow shows distance gain/loss from 2nd Qtr to 3rd Qtr,
Second Arrow shows distance gain/loss from 3rd Qtr to Finish
Blue arrow indicates best gain in these quarters.



800

Visual positions in race at 2nd Quarter



400

Visual positions in race at 3rd Quarter



Powered by



Harness Analyser

Sectional Analysis Software

Not just form | Free Trial

www.facebook.com/PJHarnessRacing



RISE Digital, Harness Racing Australia nor the provider accepts any responsibility for the completeness or accuracy of any of the information contained herein, and makes no representations about its suitability for any particular purpose. Users should make their own judgements about those matters and/or seek independent advice. You assume all risks associated with use of data provided on this page

Tamworth Race 9 Distance 1980m

Thursday, 17 July 2025


Gross Time: 2:24.00 MileRate: 1:57.00 LeadTime: 26.90s First Qtr: 30.10s Second Qtr: 29.30s Third Qtr: 28.20s Fourth Qtr: 29.50s

DATA TABLE: 800 / 400 Posi's are position from leader and (how wide the horse was at that position)

| NoHorse | Plc | Mar | 800 Posi | 400 Posi | Time | 3rd Qtr | 4th Qt |
|---------------------|-----|-------|-----------|-----------|---------|---------|--------|
| 8 Ashleys Blue Chip | 1 | 0.0m | 0.0m (0) | 0.0m (0) | 2:24.00 | 28.20s | 29.50s |
| 4 The Cid | 2 | 9.4m | 11.2m (1) | 12.2m (1) | 2:24.73 | 28.28s | 29.29s |
| 9 Saint Crusader | 3 | 9.8m | 6.0m (1) | 7.0m (1) | 2:24.76 | 28.27s | 29.71s |
| 7 Our Ideal Dream | 4 | 13.3m | 13.4m (0) | 17.8m (1) | 2:25.03 | 28.52s | 29.17s |
| 5 Night To Remember | 5 | 20.5m | 17.8m (0) | 23.2m (1) | 2:25.59 | 28.59s | 29.30s |
| 6 Racing Paula | 6 | 22.0m | 20.6m (1) | 26.0m (2) | 2:25.70 | 28.59s | 29.21s |
| 2 Rocktagonal | 7 | 22.3m | 4.6m (0) | 8.4m (0) | 2:25.72 | 28.45s | 30.52s |
| 3 Escalera | 8 | 35.6m | 16.4m (1) | 21.6m (2) | 2:26.75 | 28.55s | 30.53s |
| 1 Princess Remi | 9 | 49.5m | 8.6m (0) | 15.6m (0) | 2:27.83 | 28.65s | 31.99s |

Finish Position and metres gained

First Arrow shows distance gain/loss from 2nd Qtr to 3rd Qtr,
Second Arrow shows distance gain/loss from 3rd Qtr to Finish
Blue arrow indicates best gain in these quarters.



Visual positions in race at 2nd Quarter



Visual positions in race at 3rd Quarter



Powered by



Harness Analyser

Sectional Analysis Software

Not just form | Free Trial

www.facebook.com/PJHarnessRacing



RISE Digital, Harness Racing Australia nor the provider accepts any responsibility for the completeness or accuracy of any of the information contained herein, and makes no representations about its suitability for any particular purpose. Users should make their own judgements about those matters and/or seek independent advice. You assume all risks associated with use of data provided on this page