

Albury Race 1 Distance 1770m

Tuesday, 29 July 2025



Gross Time: 2:12.30 MileRate: 2:00.30 LeadTime: 11.40s First Qtr: 29.90s Second Qtr: 29.90s Third Qtr: 29.80s Fourth Qtr: 31.30s

DATA TABLE: 800 / 400 Posi's are position from leader and (how wide the horse was at that position)

No	Horse	Plc	Mar	800 Posi	400 Posi	Time	3rd Qtr	4th Qt
8	Bettes Blue Violet	1	0.0m	6.0m (1)	4.6m (1)	2:12.30	29.70s	30.94s
2	Alta Bayamo	2	0.1m	1.0m (1)	0.6m (1)	2:12.31	29.77s	31.26s
3	Letstacaboutit	3	4.1m	0.0m (0)	0.0m (0)	2:12.64	29.79s	31.62s
1	Glamour Fox	4	8.2m	4.6m (0)	5.6m (0)	2:12.97	29.87s	31.50s
9	Kristysgirl	5	13.8m	13.0m (1)	20.0m (1)	2:13.43	30.34s	30.82s
4	Beau Brown	6	20.6m	20.2m (0)	26.0m (0)	2:13.99	30.25s	30.88s
6	Roll The Aces	7	22.5m	18.2m (1)	19.8m (2)	2:14.14	29.92s	31.51s
10	Complicated	8	48.5m	14.8m (0)	33.2m (0)	2:16.27	31.17s	32.49s
7	No More Promises	9	107.2m	10.2m (0)	39.4m (0)	2:21.07	31.89s	36.58s


Finish Position and metres gained

First Arrow shows distance gain/loss from 2nd Qtr to 3rd Qtr,
Second Arrow shows distance gain/loss from 3rd Qtr to Finish
Blue arrow indicates best gain in these quarters.



800

Visual positions in race at 2nd Quarter



400

Visual positions in race at 3rd Quarter



Powered by



Harness Analyser

Sectional Analysis Software

Not just form | Free Trial

www.facebook.com/PJHarnessRacing



RISE Digital, Harness Racing Australia nor the provider accepts any responsibility for the completeness or accuracy of any of the information contained herein, and makes no representations about its suitability for any particular purpose. Users should make their own judgements about those matters and/or seek independent advice. You assume all risks associated with use of data provided on this page

Albury Race 2 Distance 1770m

Tuesday, 29 July 2025

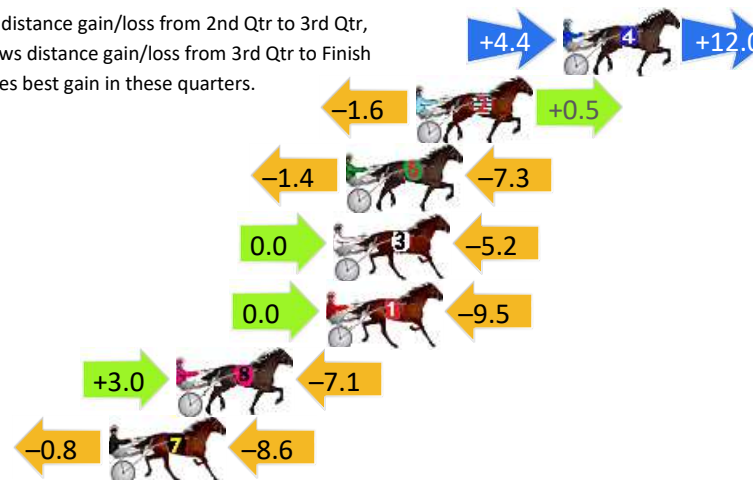
Gross Time: 2:15.20 MileRate: 2:03.00 LeadTime: 11.80s First Qtr: 30.60s Second Qtr: 33.20s Third Qtr: 29.70s Fourth Qtr: 29.90s

DATA TABLE: 800 / 400 Posi's are position from leader and (how wide the horse was at that position)

NoHorse	Plc	Mar	800 Posi	400 Posi	Time	3rd Qtr	4th Qt
4 Our Rocky	1	0.0m	16.4m (1)	12.0m (1)	2:15.20	29.38s	29.01s
2 Bulli Belle	2	5.9m	4.8m (1)	6.4m (1)	2:15.66	29.82s	29.86s
6 The Clock Winder	3	8.7m	0.0m (1)	1.4m (1)	2:15.88	29.80s	30.44s
3 Shaken Sands	4	9.2m	4.0m (0)	4.0m (0)	2:15.92	29.70s	30.29s
1 Alwaysatthebeach	5	9.5m	0.0m (0)	0.0m (0)	2:15.94	29.70s	30.61s
8 Altatude	6	15.5m	11.4m (1)	8.4m (2)	2:16.41	29.48s	30.43s
7 Tapanga Miss	7	18.2m	8.8m (0)	9.6m (0)	2:16.63	29.76s	30.54s

Finish Position and metres gained

First Arrow shows distance gain/loss from 2nd Qtr to 3rd Qtr,
Second Arrow shows distance gain/loss from 3rd Qtr to Finish
Blue arrow indicates best gain in these quarters.



800

Visual positions in race at 2nd Quarter



400

Visual positions in race at 3rd Quarter



Powered by



Harness Analyser

Sectional Analysis Software

Not just form | Free Trial

www.facebook.com/PJHarnessRacing



RISE Digital, Harness Racing Australia nor the provider accepts any responsibility for the completeness or accuracy of any of the information contained herein, and makes no representations about its suitability for any particular purpose. Users should make their own judgements about those matters and/or seek independent advice. You assume all risks associated with use of data provided on this page

Albury Race 3 Distance 1770m

Tuesday, 29 July 2025

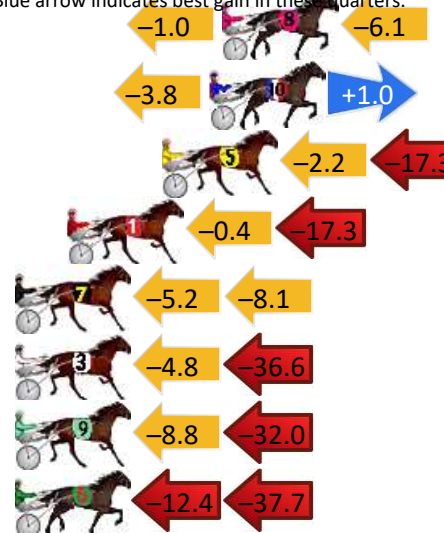
Gross Time: 2:11.40 MileRate: 1:59.40 LeadTime: 11.10s First Qtr: 29.80s Second Qtr: 31.80s Third Qtr: 29.60s Fourth Qtr: 29.10s

DATA TABLE: 800 / 400 Posi's are position from leader and (how wide the horse was at that position)

No	Horse	Plc	Mar	800 Posi	400 Posi	Time	3rd Qtr	4th Qt
4	Jiliby Ryder	1	0.0m	0.0m (0)	0.0m (0)	2:11.40	29.60s	29.10s
8	Always Exclusif	2	19.7m	12.6m (0)	13.6m (1)	2:12.90	29.68s	29.54s
10	Syenite	3	20.2m	17.4m (0)	21.2m (3)	2:12.94	29.88s	29.03s
5	Two More Diamonds	4	22.1m	2.6m (1)	4.8m (0)	2:13.09	29.77s	30.35s
1	Fiano	5	25.9m	8.2m (0)	8.6m (1)	2:13.38	29.64s	30.35s
7	Young Nelson	6	29.5m	16.2m (1)	21.4m (1)	2:13.65	29.98s	29.69s
3	La Feast	7	45.8m	4.4m (0)	9.2m (0)	2:14.90	29.97s	31.75s
9	French Fleur	8	52.4m	11.6m (1)	20.4m (0)	2:15.40	30.26s	31.41s
6	Shes Believable	9	57.5m	7.4m (1)	19.8m (2)	2:15.79	30.53s	31.83s

Finish Position and metres gained

First Arrow shows distance gain/loss from 2nd Qtr to 3rd Qtr, Second Arrow shows distance gain/loss from 3rd Qtr to Finish
Blue arrow indicates best gain in these quarters.



800

Visual positions in race at 2nd Quarter



400

Visual positions in race at 3rd Quarter



Powered by



Harness Analyser

Sectional Analysis Software

Not just form | Free Trial

www.facebook.com/PJHarnessRacing



RISE Digital, Harness Racing Australia nor the provider accepts any responsibility for the completeness or accuracy of any of the information contained herein, and makes no representations about its suitability for any particular purpose. Users should make their own judgements about those matters and/or seek independent advice. You assume all risks associated with use of data provided on this page

Albury Race 4 Distance 2170m

Tuesday, 29 July 2025


Gross Time: 2:45.90 MileRate: 2:03.00 LeadTime: 41.30s First Qtr: 30.70s Second Qtr: 30.90s Third Qtr: 30.90s Fourth Qtr: 32.10s

DATA TABLE: 800 / 400 Posi's are position from leader and (how wide the horse was at that position)

No	Horse	Plc	Mar	800 Posi	400 Posi	Time	3rd Qtr	4th Qt
10	Fresh Prince	1	0.0m	0.0m (0)	0.0m (0)	2:45.90	30.90s	32.10s
5	Roll To The Top	2	0.4m	22.4m (2)	14.8m (2)	2:45.93	30.33s	30.95s
6	Cresco Threepeat	3	0.5m	18.0m (2)	9.6m (2)	2:45.94	30.26s	31.37s
3	Barwen Storm	4	3.9m	16.8m (1)	20.2m (2)	2:46.23	31.19s	30.80s
1	Happy Too Ya	5	6.3m	4.6m (0)	5.0m (0)	2:46.43	30.93s	32.20s
2	Nifty Ambition	6	12.1m	12.2m (1)	16.8m (1)	2:46.91	31.27s	31.72s
9	Hez Harrywho	7	13.3m	13.8m (0)	17.8m (0)	2:47.01	31.22s	31.74s
8	Braebeach	8	15.2m	4.0m (1)	7.2m (1)	2:47.17	31.14s	32.74s
7	Modern Sheen	9	20.3m	9.2m (0)	12.4m (0)	2:47.60	31.14s	32.73s
4	Keayang Blue Jeans	10	21.9m	8.2m (1)	11.4m (1)	2:47.74	31.13s	32.94s

Finish Position and metres gained

First Arrow shows distance gain/loss from 2nd Qtr to 3rd Qtr,
Second Arrow shows distance gain/loss from 3rd Qtr to Finish
Blue arrow indicates best gain in these quarters.



Visual positions in race at 2nd Quarter

800



Visual positions in race at 3rd Quarter

400



Powered by



Harness Analyser

Sectional Analysis Software

Not just form | Free Trial

www.facebook.com/PJHarnessRacing



RISE Digital, Harness Racing Australia nor the provider accepts any responsibility for the completeness or accuracy of any of the information contained herein, and makes no representations about its suitability for any particular purpose. Users should make their own judgements about those matters and/or seek independent advice. You assume all risks associated with use of data provided on this page

Albury Race 5 Distance 1770m

Tuesday, 29 July 2025


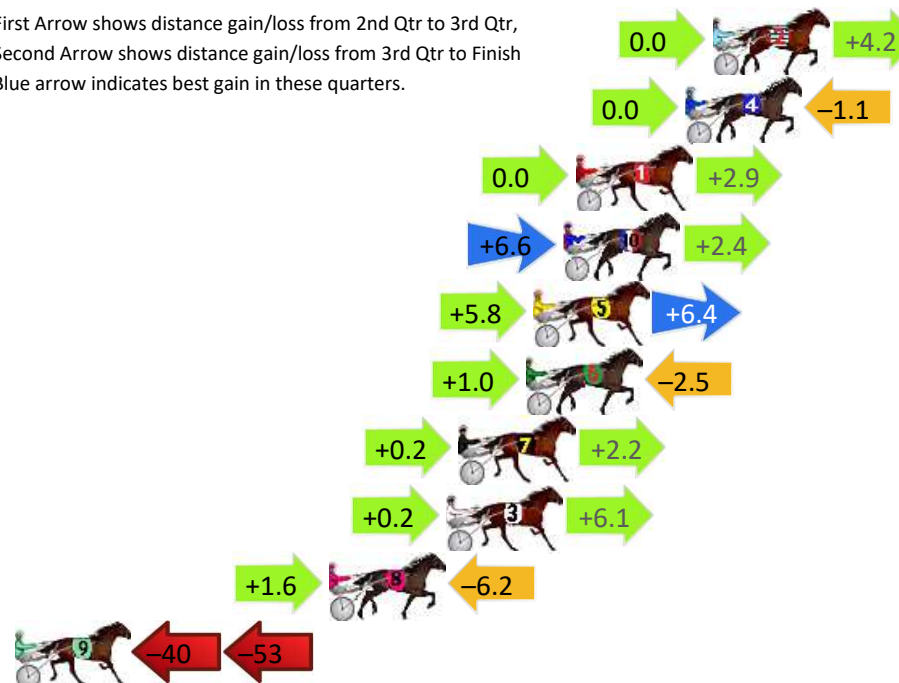
Gross Time: 2:16.10 MileRate: 2:03.80 LeadTime: 11.80s First Qtr: 31.90s Second Qtr: 31.90s Third Qtr: 30.00s Fourth Qtr: 30.50s

DATA TABLE: 800 / 400 Posi's are position from leader and (how wide the horse was at that position)

No	Horse	Plc	Mar	800 Posi	400 Posi	Time	3rd Qtr	4th Qt
2	Cracker Miss	1	0.0m	4.2m (0)	4.2m (0)	2:16.10	30.00s	30.18s
4	Paddy Mach	2	1.1m	0.0m (0)	0.0m (0)	2:16.19	30.00s	30.58s
1	One Horn Billy	3	5.5m	8.4m (0)	8.4m (0)	2:16.54	30.00s	30.28s
10	Little Cool	4	6.0m	15.0m (1)	8.4m (2)	2:16.58	29.51s	30.32s
5	Loyola Golf	5	7.2m	19.4m (1)	13.6m (2)	2:16.67	29.57s	30.01s
6	Somebodys Girl	6	7.5m	6.0m (1)	5.0m (1)	2:16.70	29.92s	30.69s
7	Charging Bull	7	10.2m	12.6m (0)	12.4m (0)	2:16.91	29.99s	30.33s
3	Arklow	8	10.7m	17.0m (0)	16.8m (0)	2:16.95	29.99s	30.04s
8	Glamors Symbol	9	15.4m	10.8m (1)	9.2m (1)	2:17.33	29.88s	30.97s
9	Hez On The Buzzer	10	372.2m	280.0m (0)	320.0m (0)	2:45.81	32.98s	34.46s

Finish Position and metres gained

First Arrow shows distance gain/loss from 2nd Qtr to 3rd Qtr,
Second Arrow shows distance gain/loss from 3rd Qtr to Finish
Blue arrow indicates best gain in these quarters.



Albury Race 6 Distance 2170m

Tuesday, 29 July 2025


Gross Time: 2:46.80 MileRate: 2:03.70 LeadTime: 41.50s First Qtr: 30.90s Second Qtr: 32.60s Third Qtr: 31.10s Fourth Qtr: 30.70s

DATA TABLE: 800 / 400 Posi's are position from leader and (how wide the horse was at that position)

No	Horse	Plc	Mar	800 Posi	400 Posi	Time	3rd Qtr	4th Qt
7	Captain Evie	1	0.0m	7.6m (1)	4.8m (1)	2:46.80	30.88s	30.33s
3	Our Girl Echo	2	0.8m	11.8m (1)	9.4m (1)	2:46.86	30.91s	30.04s
1	Big Cool	3	4.9m	0.0m (0)	0.0m (0)	2:47.19	31.10s	31.07s
8	Lookideal	4	16.8m	20.6m (1)	21.0m (1)	2:48.15	31.13s	30.38s
9	Fathersdaysurprise	5	17.5m	3.4m (1)	0.8m (1)	2:48.21	30.91s	31.97s
2	Jakryan	6	17.8m	4.2m (0)	4.8m (0)	2:48.23	31.15s	31.69s
10	Undeniably Needy	7	21.0m	13.8m (0)	17.4m (0)	2:48.49	31.38s	30.97s
6	Gee Young	8	25.5m	24.8m (2)	17.0m (2)	2:48.85	30.51s	31.35s
5	Tinnysmedad	9	27.1m	8.6m (0)	13.0m (0)	2:48.98	31.45s	31.78s
4	Tommys Dream Girl	10	28.1m	16.4m (1)	15.6m (1)	2:49.06	31.04s	31.65s

Finish Position and metres gained

First Arrow shows distance gain/loss from 2nd Qtr to 3rd Qtr,
Second Arrow shows distance gain/loss from 3rd Qtr to Finish
Blue arrow indicates best gain in these quarters.



Visual positions in race at 2nd Quarter

800



Visual positions in race at 3rd Quarter

400



Powered by



Harness Analyser

Sectional Analysis Software

Not just form | Free Trial

www.facebook.com/PJHarnessRacing



RISE Digital, Harness Racing Australia nor the provider accepts any responsibility for the completeness or accuracy of any of the information contained herein, and makes no representations about its suitability for any particular purpose. Users should make their own judgements about those matters and/or seek independent advice. You assume all risks associated with use of data provided on this page

Albury Race 7 Distance 1770m

Tuesday, 29 July 2025

Gross Time: 2:16.90 MileRate: 2:04.50 LeadTime: 12.30s First Qtr: 31.10s Second Qtr: 30.70s Third Qtr: 30.70s Fourth Qtr: 32.10s

DATA TABLE: 800 / 400 Posi's are position from leader and (how wide the horse was at that position)

NoHorse	Plc	Mar	800 Posi	400 Posi	Time	3rd Qtr	4th Qt
2 All So Sassy	1	0.0m	12.4m (1)	15.2m (3)	2:16.90	30.95s	30.89s
1 Ernielovenboy	2	1.1m	0.0m (0)	0.0m (0)	2:16.99	30.70s	32.19s
4 Ultimate Me	3	7.9m	7.2m (1)	10.6m (2)	2:17.56	30.97s	31.88s
9 Bondi Prince	4	13.9m	8.6m (0)	14.8m (1)	2:18.06	31.19s	32.03s
6 Didnt I	5	17.1m	17.6m (1)	18.2m (2)	2:18.33	30.75s	32.01s
10 Artimos	6	19.3m	15.0m (0)	20.4m (1)	2:18.52	31.12s	32.01s
5 Miami Surf	7	22.3m	2.0m (1)	8.2m (1)	2:18.77	31.16s	33.23s
8 Kulani Courage	8	25.9m	4.2m (0)	11.6m (0)	2:19.07	31.25s	33.24s
3 Hartnett	9	144.0m	80.0m (0)	90.0m (0)	2:28.97	31.39s	36.41s
7 Yoo Trish	10	190.6m	120.0m (0)	150.0m (0)	2:32.87	32.97s	35.34s

Finish Position and metres gained

First Arrow shows distance gain/loss from 2nd Qtr to 3rd Qtr,
Second Arrow shows distance gain/loss from 3rd Qtr to Finish
Blue arrow indicates best gain in these quarters.

