

# Newcastle Race 1 Distance 1609m

Tuesday, 29 July 2025


Gross Time: 1:57.30 MileRate: 1:57.30 LeadTime: 0.00s First Qtr: 29.00s Second Qtr: 30.20s Third Qtr: 28.70s Fourth Qtr: 29.40s

DATA TABLE: 800 / 400 Posi's are position from leader and (how wide the horse was at that position)

NoHorse	Plc	Mar	800 Posi	400 Posi	Time	3rd Qtr	4th Qt
9 Hasler	1	0.0m	12.6m (1)	11.8m (2)	1:57.30	28.65s	28.54s
7 Yogi	2	0.2m	0.0m (0)	0.0m (0)	1:57.32	28.70s	29.41s
5 Dream To Dance	3	11.0m	16.6m (1)	15.8m (2)	1:58.15	28.65s	29.05s
10 Altiano	4	12.4m	8.6m (1)	7.4m (2)	1:58.26	28.61s	29.77s
8 Terror Flying	5	15.9m	21.2m (1)	19.8m (1)	1:58.53	28.60s	29.11s
3 Gentle Giant	6	19.4m	4.4m (1)	7.8m (1)	1:58.80	28.94s	30.25s
1 Glenn Ford	7	19.5m	8.0m (0)	12.6m (0)	1:58.80	29.03s	29.90s
6 Noworries	8	20.9m	13.4m (0)	14.0m (1)	1:58.91	28.74s	29.90s
4 Artful Babe	9	26.6m	20.8m (0)	19.6m (0)	1:59.35	28.61s	29.91s
2 Robyn Taylor	10	30.6m	4.0m (0)	8.4m (0)	1:59.66	29.00s	31.02s

## Finish Position and metres gained

First Arrow shows distance gain/loss from 2nd Qtr to 3rd Qtr,  
Second Arrow shows distance gain/loss from 3rd Qtr to Finish  
Blue arrow indicates best gain in these quarters.



800

Visual positions in race at 2nd Quarter



400

Visual positions in race at 3rd Quarter



Powered by



Harness Analyser

Sectional Analysis Software

Not just form | Free Trial

[www.facebook.com/PJHarnessRacing](http://www.facebook.com/PJHarnessRacing)



RISE Digital, Harness Racing Australia nor the provider accepts any responsibility for the completeness or accuracy of any of the information contained herein, and makes no representations about its suitability for any particular purpose. Users should make their own judgements about those matters and/or seek independent advice. You assume all risks associated with use of data provided on this page

# Newcastle Race 2 Distance 1609m

Tuesday, 29 July 2025


Gross Time: 1:56.70 MileRate: 1:56.70 LeadTime: 0.00s First Qtr: 28.20s Second Qtr: 30.50s Third Qtr: 29.50s Fourth Qtr: 28.50s

DATA TABLE: 800 / 400 Posi's are position from leader and (how wide the horse was at that position)

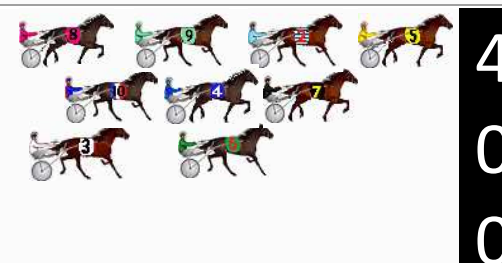
No	Horse	Plc	Mar	800 Posi	400 Posi	Time	3rd Qtr	4th Qt
5	Sweet Tara	1	0.0m	0.0m (0)	0.0m (0)	1:56.70	29.50s	28.50s
9	Arma The Great	2	5.5m	8.0m (0)	9.0m (0)	1:57.11	29.57s	28.25s
2	Reckless Convict	3	5.6m	4.0m (0)	4.4m (0)	1:57.12	29.53s	28.59s
4	Shalamar Miss	4	11.8m	6.8m (1)	7.8m (1)	1:57.58	29.58s	28.78s
10	Bling The Kash	5	15.5m	10.6m (1)	11.8m (1)	1:57.86	29.59s	28.76s
8	Carolsdiamond	6	18.6m	12.0m (0)	13.6m (0)	1:58.09	29.62s	28.85s
6	Watch Africandance	7	22.4m	19.2m (1)	7.2m (2)	1:58.38	28.65s	29.58s
3	Our Lucille	8	27.8m	14.8m (1)	13.2m (2)	1:58.78	29.40s	29.53s
7	Sir Candy Cloud	9	146.8m	2.4m (1)	3.8m (1)	2:07.69	29.78s	38.63s

## Finish Position and metres gained

First Arrow shows distance gain/loss from 2nd Qtr to 3rd Qtr,  
Second Arrow shows distance gain/loss from 3rd Qtr to Finish  
Blue arrow indicates best gain in these quarters.



Visual positions in race at 2nd Quarter



Visual positions in race at 3rd Quarter

# Newcastle Race 3 Distance 1609m

Tuesday, 29 July 2025


Gross Time: 1:56.50 MileRate: 1:56.50 LeadTime: 0.00s First Qtr: 28.10s Second Qtr: 30.10s Third Qtr: 28.70s Fourth Qtr: 29.70s

DATA TABLE: 800 / 400 Posi's are position from leader and (how wide the horse was at that position)

No	Horse	Plc	Mar	800 Posi	400 Posi	Time	3rd Qtr	4th Qt
9	Bring Your Best	1	0.0m	10.2m (0)	8.8m (0)	1:56.50	28.61s	29.05s
2	What For	2	3.2m	8.2m (1)	7.6m (1)	1:56.75	28.66s	29.38s
6	Eyes Been Patient	3	5.8m	0.0m (0)	0.0m (0)	1:56.95	28.69s	30.13s
1	Im No Gift	4	6.2m	5.8m (0)	4.6m (0)	1:56.98	28.61s	29.82s
3	Major Doodle	5	8.2m	12.0m (1)	11.4m (1)	1:57.14	28.66s	29.46s
5	Bettor Be Lucky	6	8.9m	15.8m (1)	9.2m (2)	1:57.19	28.22s	29.68s
10	Peppercorn Barry	7	9.9m	14.8m (0)	12.8m (0)	1:57.27	28.56s	29.49s
8	Mystical Sunshine	8	14.8m	19.4m (0)	15.6m (1)	1:57.65	28.43s	29.64s
7	Jimmy Steel	9	17.2m	4.0m (1)	2.6m (1)	1:57.84	28.58s	30.78s
4	Summer Rockstar	10	17.6m	20.0m (1)	16.6m (2)	1:57.87	28.45s	29.77s

## Finish Position and metres gained

First Arrow shows distance gain/loss from 2nd Qtr to 3rd Qtr,  
Second Arrow shows distance gain/loss from 3rd Qtr to Finish  
Blue arrow indicates best gain in these quarters.



800

Visual positions in race at 2nd Quarter



400

Visual positions in race at 3rd Quarter



# Newcastle Race 4 Distance 1609m

Tuesday, 29 July 2025


Gross Time: 1:56.70 MileRate: 1:56.70 LeadTime: 0.00s First Qtr: 27.80s Second Qtr: 29.60s Third Qtr: 30.00s Fourth Qtr: 29.30s

DATA TABLE: 800 / 400 Posi's are position from leader and (how wide the horse was at that position)

No	Horse	Plc	Mar	800 Posi	400 Posi	Time	3rd Qtr	4th Qt
3	War Western	1	0.0m	0.0m (0)	0.0m (0)	1:56.70	30.00s	29.30s
4	Brexit	2	8.6m	3.8m (0)	4.0m (0)	1:57.36	30.02s	29.64s
8	Rocknroll Clarry	3	8.9m	8.8m (0)	8.8m (0)	1:57.38	30.00s	29.31s
1	Reign Maker	4	10.6m	7.2m (1)	7.4m (1)	1:57.51	30.02s	29.53s
5	Lucky Rictor	5	14.2m	13.2m (0)	13.0m (0)	1:57.79	29.99s	29.39s
10	Slingshot	6	14.6m	3.6m (1)	3.4m (1)	1:57.82	30.00s	30.12s
6	Halloween	7	16.7m	23.2m (1)	15.8m (2)	1:57.98	29.46s	29.37s
9	Calculating Dancer	8	25.1m	10.8m (1)	10.8m (2)	1:58.63	30.01s	30.34s
7	Gunfightersghost	9	26.3m	14.8m (1)	14.6m (1)	1:58.72	30.00s	30.15s

## Finish Position and metres gained

First Arrow shows distance gain/loss from 2nd Qtr to 3rd Qtr,  
Second Arrow shows distance gain/loss from 3rd Qtr to Finish  
Blue arrow indicates best gain in these quarters.



Visual positions in race at 2nd Quarter



Visual positions in race at 3rd Quarter

# Newcastle Race 5 Distance 1609m

Tuesday, 29 July 2025



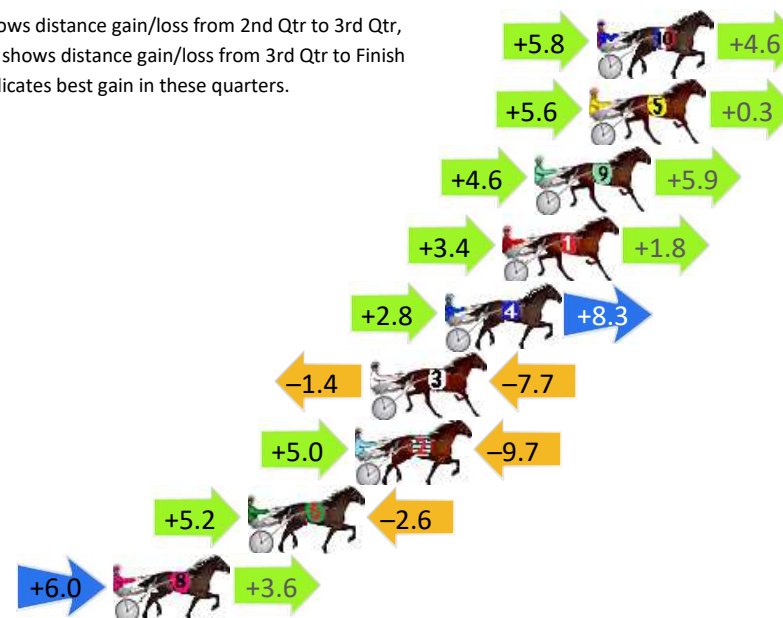
Gross Time: 1:56.60 MileRate: 1:56.60 LeadTime: 0.00s First Qtr: 29.00s Second Qtr: 29.00s Third Qtr: 28.50s Fourth Qtr: 30.10s

DATA TABLE: 800 / 400 Posi's are position from leader and (how wide the horse was at that position)

No	Horse	Plc	Mar	800 Posi	400 Posi	Time	3rd Qtr	4th Qt
10	Shiralee	1	0.0m	10.4m (1)	4.6m (2)	1:56.60	28.09s	29.76s
5	Watch Me React	2	0.3m	6.2m (1)	0.6m (2)	1:56.62	28.09s	30.08s
9	Shadow Eclipse	3	2.5m	13.0m (0)	8.4m (1)	1:56.80	28.18s	29.66s
1	Uncle Gregory	4	3.8m	9.0m (0)	5.6m (0)	1:56.90	28.26s	29.97s
4	Smooth Rolling	5	6.1m	17.2m (0)	14.4m (0)	1:57.08	28.31s	29.48s
3	Double Said	6	9.1m	0.0m (0)	1.4m (1)	1:57.32	28.59s	30.68s
2	Specialize Lou	7	9.7m	5.0m (0)	0.0m (0)	1:57.36	28.12s	30.83s
6	Spearhead	8	14.0m	16.6m (1)	11.4m (2)	1:57.70	28.12s	30.29s
8	Jogalong Blue	9	19.4m	29.0m (1)	23.0m (0)	1:58.13	28.07s	29.83s

## Finish Position and metres gained

First Arrow shows distance gain/loss from 2nd Qtr to 3rd Qtr,  
Second Arrow shows distance gain/loss from 3rd Qtr to Finish  
Blue arrow indicates best gain in these quarters.



# Newcastle Race 6 Distance 1609m

Tuesday, 29 July 2025

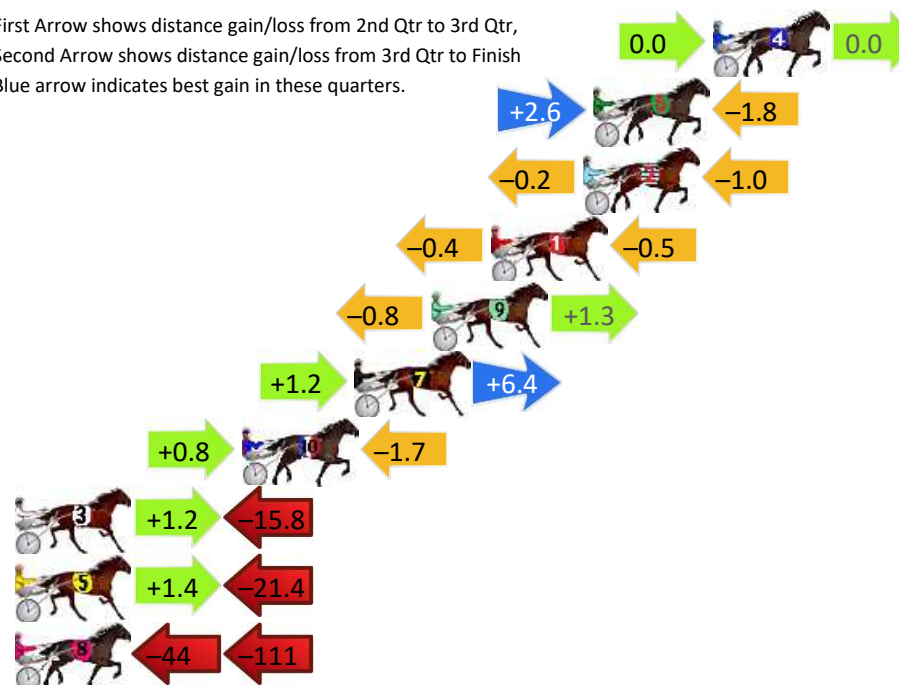
Gross Time: 1:55.20 MileRate: 1:55.20 LeadTime: 0.00s First Qtr: 27.70s Second Qtr: 31.10s Third Qtr: 28.80s Fourth Qtr: 27.60s

DATA TABLE: 800 / 400 Posi's are position from leader and (how wide the horse was at that position)

No	Horse	Plc	Mar	800 Posi	400 Posi	Time	3rd Qtr	4th Qt
4	A Vapar Storm	1	0.0m	0.0m (0)	0.0m (0)	1:55.20	28.80s	27.60s
6	Larrikin Lenny	2	4.8m	5.6m (1)	3.0m (1)	1:55.55	28.62s	27.72s
2	Jacks Up	3	5.2m	4.0m (0)	4.2m (0)	1:55.58	28.82s	27.67s
1	Be Good Benny	4	8.9m	8.0m (0)	8.4m (0)	1:55.85	28.83s	27.63s
9	Rocknroll Rambo	5	11.3m	11.8m (0)	12.6m (0)	1:56.02	28.85s	27.51s
7	Grosestar	6	14.4m	22.0m (1)	20.8m (0)	1:56.25	28.71s	27.16s
10	Never Know Blaze	7	18.9m	18.0m (1)	17.2m (1)	1:56.57	28.75s	27.72s
3	Tough Talks	8	28.4m	13.8m (1)	12.6m (1)	1:57.26	28.74s	28.68s
5	De La Renta	9	29.6m	9.6m (1)	8.2m (1)	1:57.35	28.73s	29.07s
8	Bara Damon	10	170.5m	16.0m (0)	60.0m (0)	2:07.58	32.05s	35.18s


## Finish Position and metres gained

First Arrow shows distance gain/loss from 2nd Qtr to 3rd Qtr, Second Arrow shows distance gain/loss from 3rd Qtr to Finish  
Blue arrow indicates best gain in these quarters.



800

Visual positions in race at 2nd Quarter



400

Visual positions in race at 3rd Quarter



Powered by



Harness Analyser

Sectional Analysis Software

Not just form | Free Trial

[www.facebook.com/PJHarnessRacing](http://www.facebook.com/PJHarnessRacing)



RISE Digital, Harness Racing Australia nor the provider accepts any responsibility for the completeness or accuracy of any of the information contained herein, and makes no representations about its suitability for any particular purpose. Users should make their own judgements about those matters and/or seek independent advice. You assume all risks associated with use of data provided on this page

# Newcastle Race 7 Distance 1609m

Tuesday, 29 July 2025


Gross Time: 1:54.70 MileRate: 1:54.70 LeadTime: 0.00s First Qtr: 27.50s Second Qtr: 30.00s Third Qtr: 28.50s Fourth Qtr: 28.70s

DATA TABLE: 800 / 400 Posi's are position from leader and (how wide the horse was at that position)

No	Horse	Plc	Mar	800 Posi	400 Posi	Time	3rd Qtr	4th Qt
3	Sweet Rocky	1	0.0m	7.8m (0)	8.4m (0)	1:54.70	28.54s	28.10s
6	Wills Way	2	1.2m	0.0m (0)	0.0m (0)	1:54.79	28.50s	28.79s
1	Fleur Bella	3	3.0m	4.0m (0)	4.2m (0)	1:54.93	28.51s	28.61s
10	Spirit King	4	3.7m	16.0m (1)	16.0m (1)	1:54.98	28.50s	27.82s
5	Bo Duke	5	5.0m	3.4m (1)	2.6m (1)	1:55.08	28.44s	28.87s
9	Spunkys Gotsecrets	6	5.6m	12.0m (0)	12.4m (0)	1:55.12	28.53s	28.21s
8	Nifty Studleigh	7	6.5m	15.6m (0)	16.0m (0)	1:55.19	28.53s	28.02s
2	Biggerbetterbest	8	9.1m	11.8m (1)	11.8m (1)	1:55.39	28.50s	28.51s
7	Drakaina	9	13.1m	20.2m (1)	21.6m (1)	1:55.69	28.60s	28.09s
4	Watslavgottado	10	18.1m	7.6m (1)	7.0m (1)	1:56.06	28.45s	29.49s

## Finish Position and metres gained

First Arrow shows distance gain/loss from 2nd Qtr to 3rd Qtr,  
Second Arrow shows distance gain/loss from 3rd Qtr to Finish  
Blue arrow indicates best gain in these quarters.



800

Visual positions in race at 2nd Quarter



400

Visual positions in race at 3rd Quarter



Powered by



Harness Analyser

Sectional Analysis Software

Not just form | Free Trial

[www.facebook.com/PJHarnessRacing](http://www.facebook.com/PJHarnessRacing)



RISE Digital, Harness Racing Australia nor the provider accepts any responsibility for the completeness or accuracy of any of the information contained herein, and makes no representations about its suitability for any particular purpose. Users should make their own judgements about those matters and/or seek independent advice. You assume all risks associated with use of data provided on this page

# Newcastle Race 8 Distance 1609m

Tuesday, 29 July 2025


Gross Time: 1:54.50 MileRate: 1:54.50 LeadTime: 0.00s First Qtr: 28.10s Second Qtr: 30.20s Third Qtr: 28.20s Fourth Qtr: 28.00s

DATA TABLE: 800 / 400 Posi's are position from leader and (how wide the horse was at that position)

No	Horse	Plc	Mar	800 Posi	400 Posi	Time	3rd Qtr	4th Qt
9	Rose Noire	1	0.0m	8.0m (0)	9.0m (0)	1:54.50	28.27s	27.37s
3	Jeffcoate	2	0.2m	0.0m (0)	0.0m (0)	1:54.51	28.20s	28.01s
1	Hidden Delight	3	0.7m	4.2m (0)	4.6m (0)	1:54.55	28.23s	27.73s
6	Beersinmypocket	4	1.4m	13.6m (1)	4.8m (2)	1:54.60	27.58s	27.76s
10	Mammals Riddle	5	1.5m	9.6m (1)	9.4m (2)	1:54.61	28.18s	27.45s
5	Paytons Rock	6	4.3m	12.2m (0)	13.2m (0)	1:54.82	28.27s	27.38s
2	Blazin Chimes	7	5.2m	5.2m (1)	6.2m (1)	1:54.88	28.27s	27.93s
4	Miss Out	8	7.8m	1.2m (1)	2.2m (1)	1:55.07	28.27s	28.39s
7	Cheddar Valley	9	13.5m	17.2m (0)	14.8m (1)	1:55.49	28.03s	27.91s
8	Renrow Lad	10	19.3m	18.0m (1)	14.6m (2)	1:55.92	27.96s	28.33s


## Finish Position and metres gained

First Arrow shows distance gain/loss from 2nd Qtr to 3rd Qtr,  
Second Arrow shows distance gain/loss from 3rd Qtr to Finish  
Blue arrow indicates best gain in these quarters.



800

Visual positions in race at 2nd Quarter



400

Visual positions in race at 3rd Quarter