

Bathurst Race 1 Distance 1730m

Wednesday, 30 July 2025


Gross Time: 2:06.50 MileRate: 1:57.70 LeadTime: 8.60s First Qtr: 27.60s Second Qtr: 29.90s Third Qtr: 29.60s Fourth Qtr: 30.80s

DATA TABLE: 800 / 400 Posi's are position from leader and (how wide the horse was at that position)

NoHorse	Plc	Mar	800 Posi	400 Posi	Time	3rd Qtr	4th Qt
3 Riviere	1	0.0m	12.6m (1)	14.6m (1)	2:06.50	29.77s	29.68s
9 The Dome	2	0.8m	12.2m (0)	9.6m (1)	2:06.56	29.42s	30.13s
1 The Samurai	3	1.0m	8.2m (0)	5.6m (1)	2:06.58	29.41s	30.45s
10 Mondo Glitz	4	4.4m	16.2m (0)	9.6m (0)	2:06.85	29.11s	30.40s
7 Uncle Sporty	5	5.6m	18.6m (1)	19.6m (1)	2:06.95	29.70s	29.73s
6 Take His Place	6	6.1m	3.4m (1)	1.6m (1)	2:06.99	29.46s	31.14s
5 Playing For Keeps	7	7.1m	0.0m (0)	0.0m (0)	2:07.07	29.59s	31.34s
4 Ratatattat	8	22.1m	4.2m (0)	3.8m (0)	2:08.28	29.54s	32.20s
2 The Potato Eaters	9	135.2m	7.8m (1)	28.6m (1)	2:17.39	31.00s	38.96s

Finish Position and metres gained

First Arrow shows distance gain/loss from 2nd Qtr to 3rd Qtr,
Second Arrow shows distance gain/loss from 3rd Qtr to Finish
Blue arrow indicates best gain in these quarters.



800

Visual positions in race at 2nd Quarter



400

Visual positions in race at 3rd Quarter



Powered by



Harness Analyser

Sectional Analysis Software

Not just form | Free Trial

www.facebook.com/PJHarnessRacing



RISE Digital, Harness Racing Australia nor the provider accepts any responsibility for the completeness or accuracy of any of the information contained herein, and makes no representations about its suitability for any particular purpose. Users should make their own judgements about those matters and/or seek independent advice. You assume all risks associated with use of data provided on this page

Bathurst Race 2 Distance 1730m

Wednesday, 30 July 2025

Gross Time: 2:07.30 MileRate: 1:58.50 LeadTime: 11.30s First Qtr: 27.50s Second Qtr: 29.90s Third Qtr: 28.90s Fourth Qtr: 29.70s

DATA TABLE: 800 / 400 Posi's are position from leader and (how wide the horse was at that position)

No	Horse	Plc	Mar	800 Posi	400 Posi	Time	3rd Qtr	4th Qt
6	Marvella	1	0.0m	9.2m (1)	7.4m (3)	2:07.30	28.78s	29.15s
9	Tearin Up The Sand	2	2.3m	8.4m (0)	7.2m (1)	2:07.48	28.82s	29.34s
8	Backwards First	3	2.8m	0.2m (1)	0.0m (1)	2:07.52	28.88s	29.91s
5	The Dancer	4	5.2m	14.2m (0)	12.8m (0)	2:07.70	28.81s	29.14s
1	Dance Baby Dance	5	5.6m	4.0m (0)	4.0m (0)	2:07.74	28.90s	29.82s
2	Jamberoo Ark	6	6.7m	0.0m (0)	0.0m (0)	2:07.82	28.89s	30.19s
7	Reason To Party	7	7.6m	21.8m (1)	20.6m (1)	2:07.89	28.83s	28.74s
4	Tulhurst Timmy	8	8.0m	17.4m (1)	16.4m (1)	2:07.92	28.84s	29.08s
10	Riverina Flash	9	8.6m	13.4m (1)	12.0m (3)	2:07.97	28.80s	29.45s
3	Line Me Up Bro	10	13.1m	4.8m (1)	3.6m (2)	2:08.32	28.80s	30.40s


Finish Position and metres gained

First Arrow shows distance gain/loss from 2nd Qtr to 3rd Qtr, Second Arrow shows distance gain/loss from 3rd Qtr to Finish Blue arrow indicates best gain in these quarters.



800

Visual positions in race at 2nd Quarter



400

Visual positions in race at 3rd Quarter



Powered by



Harness Analyser

Sectional Analysis Software

Not just form | Free Trial

www.facebook.com/PJHarnessRacing



RISE Digital, Harness Racing Australia nor the provider accepts any responsibility for the completeness or accuracy of any of the information contained herein, and makes no representations about its suitability for any particular purpose. Users should make their own judgements about those matters and/or seek independent advice. You assume all risks associated with use of data provided on this page

Bathurst Race 3 Distance 1730m

Wednesday, 30 July 2025


Gross Time: 2:06.30 MileRate: 1:57.50 LeadTime: 8.30s First Qtr: 28.50s Second Qtr: 30.90s Third Qtr: 29.40s Fourth Qtr: 29.20s

DATA TABLE: 800 / 400 Posi's are position from leader and (how wide the horse was at that position)

No	Horse	Plc	Mar	800 Posi	400 Posi	Time	3rd Qtr	4th Qt
6	Delightful Star	1	0.0m	0.4m (0)	0.0m (0)	2:06.30	29.37s	29.20s
5	Flirts Diva	2	3.7m	5.2m (0)	5.2m (0)	2:06.58	29.40s	29.09s
7	The Rogue I Am	3	8.3m	19.2m (0)	16.4m (0)	2:06.94	29.19s	28.61s
1	Tulhurst Pebbles	4	8.3m	9.6m (0)	9.8m (0)	2:06.94	29.41s	29.09s
8	Yarraman Kaylou	4	8.3m	0.0m (1)	1.2m (1)	2:06.94	29.49s	29.72s
10	Time To Torque	6	11.7m	12.4m (1)	8.2m (2)	2:07.20	29.09s	29.45s
3	Katlas Dream	7	13.4m	4.0m (1)	5.2m (1)	2:07.33	29.49s	29.80s
9	Tisbury Rocks	8	15.1m	14.0m (0)	13.0m (2)	2:07.46	29.33s	29.35s
4	Ultimate Trouble	9	16.4m	16.6m (1)	13.8m (3)	2:07.56	29.20s	29.39s
2	One Stunin Melody	10	40.2m	8.2m (1)	11.0m (1)	2:09.38	29.61s	31.32s


Finish Position and metres gained

First Arrow shows distance gain/loss from 2nd Qtr to 3rd Qtr,
Second Arrow shows distance gain/loss from 3rd Qtr to Finish
Blue arrow indicates best gain in these quarters.



Visual positions in race at 2nd Quarter

800



Visual positions in race at 3rd Quarter

400



Powered by



Harness Analyser

Sectional Analysis Software

Not just form | Free Trial

www.facebook.com/PJHarnessRacing



RISE Digital, Harness Racing Australia nor the provider accepts any responsibility for the completeness or accuracy of any of the information contained herein, and makes no representations about its suitability for any particular purpose. Users should make their own judgements about those matters and/or seek independent advice. You assume all risks associated with use of data provided on this page

Bathurst Race 4 Distance 1730m

Wednesday, 30 July 2025


Gross Time: 2:05.50 MileRate: 1:56.80 LeadTime: 8.00s First Qtr: 29.50s Second Qtr: 30.10s Third Qtr: 28.30s Fourth Qtr: 29.60s

DATA TABLE: 800 / 400 Posi's are position from leader and (how wide the horse was at that position)

No	Horse	Plc	Mar	800 Posi	400 Posi	Time	3rd Qtr	4th Qt
2	Barlor Heaven	1	0.0m	0.0m (0)	0.0m (0)	2:05.50	28.30s	29.60s
1	Uncle Tony	2	0.6m	4.0m (0)	4.0m (0)	2:05.55	28.31s	29.35s
6	Tapaganoosh	3	3.5m	18.0m (0)	16.6m (0)	2:05.77	28.22s	28.64s
10	Tasbmiki	4	3.7m	12.4m (1)	9.8m (2)	2:05.79	28.12s	29.15s
8	Shazadele	5	4.1m	7.8m (1)	6.8m (1)	2:05.82	28.23s	29.40s
3	Hooked On Winning	6	5.4m	13.4m (0)	12.2m (1)	2:05.92	28.22s	29.10s
7	Mitchells Run	7	11.6m	23.0m (1)	19.2m (2)	2:06.40	28.04s	29.04s
9	Gabbys Sportstar	8	12.5m	8.2m (0)	8.6m (0)	2:06.47	28.32s	29.89s
5	Artemis Mission	9	13.4m	17.0m (1)	14.6m (2)	2:06.54	28.13s	29.51s
4	Camanchi Warrior	10	18.6m	3.6m (1)	2.8m (1)	2:06.94	28.22s	30.76s

Finish Position and metres gained

First Arrow shows distance gain/loss from 2nd Qtr to 3rd Qtr,
Second Arrow shows distance gain/loss from 3rd Qtr to Finish
Blue arrow indicates best gain in these quarters.



800

Visual positions in race at 2nd Quarter



400

Visual positions in race at 3rd Quarter



Powered by



Harness Analyser

Sectional Analysis Software

Not just form | Free Trial

www.facebook.com/PJHarnessRacing



RISE Digital, Harness Racing Australia nor the provider accepts any responsibility for the completeness or accuracy of any of the information contained herein, and makes no representations about its suitability for any particular purpose. Users should make their own judgements about those matters and/or seek independent advice. You assume all risks associated with use of data provided on this page

Bathurst Race 5 Distance 1730m

Wednesday, 30 July 2025


Gross Time: 2:03.80 MileRate: 1:55.20 LeadTime: 8.10s First Qtr: 28.70s Second Qtr: 30.50s Third Qtr: 28.20s Fourth Qtr: 28.30s

DATA TABLE: 800 / 400 Posi's are position from leader and (how wide the horse was at that position)

No	Horse	Plc	Mar	800 Posi	400 Posi	Time	3rd Qtr	4th Qt
4	Baxter Red	1	0.0m	0.0m (0)	0.0m (0)	2:03.80	28.20s	28.30s
2	Pablo Rocks	2	4.6m	6.4m (1)	3.4m (2)	2:04.14	27.99s	28.38s
10	Cassius Deck	3	5.7m	14.6m (1)	13.8m (2)	2:04.22	28.14s	27.73s
1	Hunter Shannon	4	5.8m	4.0m (0)	5.8m (0)	2:04.23	28.33s	28.30s
9	Saint Veran	5	9.2m	8.0m (0)	10.4m (0)	2:04.48	28.37s	28.22s
3	Hes A Meister	6	9.3m	19.0m (1)	18.6m (2)	2:04.49	28.17s	27.65s
7	Kick The Switch	7	12.6m	10.4m (1)	9.2m (2)	2:04.74	28.12s	28.54s
6	Pas De Cheval	8	13.6m	12.2m (0)	13.8m (1)	2:04.81	28.31s	28.29s
8	Saint Emilion	9	19.0m	16.4m (0)	19.8m (0)	2:05.21	28.44s	28.24s
5	Karlo Louie	10	19.4m	2.0m (1)	2.8m (1)	2:05.24	28.25s	29.47s


Finish Position and metres gained

First Arrow shows distance gain/loss from 2nd Qtr to 3rd Qtr,
Second Arrow shows distance gain/loss from 3rd Qtr to Finish
Blue arrow indicates best gain in these quarters.



800

Visual positions in race at 2nd Quarter



400

Visual positions in race at 3rd Quarter



Powered by



Harness Analyser

Sectional Analysis Software

Not just form | Free Trial

www.facebook.com/PJHarnessRacing



RISE Digital, Harness Racing Australia nor the provider accepts any responsibility for the completeness or accuracy of any of the information contained herein, and makes no representations about its suitability for any particular purpose. Users should make their own judgements about those matters and/or seek independent advice. You assume all risks associated with use of data provided on this page

Bathurst Race 6 Distance 1730m

Wednesday, 30 July 2025


Gross Time: 2:07.90 MileRate: 1:59.00 LeadTime: 8.10s First Qtr: 28.90s Second Qtr: 30.60s Third Qtr: 29.70s Fourth Qtr: 30.60s

DATA TABLE: 800 / 400 Posi's are position from leader and (how wide the horse was at that position)

No	Horse	Plc	Mar	800 Posi	400 Posi	Time	3rd Qtr	4th Qt
9	Nothing Finer	1	0.0m	4.6m (1)	0.0m (1)	2:07.90	29.36s	30.60s
3	Lucky Bambino	2	2.2m	5.0m (0)	4.8m (0)	2:08.08	29.69s	30.40s
5	Vinnysgal	3	3.3m	13.6m (1)	10.2m (2)	2:08.16	29.45s	30.08s
2	Mammals Jewel	4	8.0m	13.2m (0)	12.2m (1)	2:08.54	29.63s	30.28s
1	Rocknroll Bling	5	12.3m	9.2m (0)	8.6m (0)	2:08.88	29.65s	30.88s
8	Thereshewas	6	12.6m	23.6m (1)	19.2m (2)	2:08.91	29.38s	30.10s
4	Cheval Tiger	7	15.5m	9.4m (1)	6.4m (1)	2:09.14	29.46s	31.29s
7	Wokka Rock	8	25.8m	0.0m (0)	0.4m (0)	2:09.97	29.70s	32.53s
6	Tiger Jewel	9	107.8m	18.0m (1)	14.6m (2)	2:16.53	29.34s	37.69s

Finish Position and metres gained

First Arrow shows distance gain/loss from 2nd Qtr to 3rd Qtr, Second Arrow shows distance gain/loss from 3rd Qtr to Finish
Blue arrow indicates best gain in these quarters.



Visual positions in race at 2nd Quarter



Visual positions in race at 3rd Quarter

Bathurst Race 7 Distance 1730m

Wednesday, 30 July 2025


Gross Time: 2:05.30 MileRate: 1:56.50 LeadTime: 8.00s First Qtr: 29.80s Second Qtr: 29.50s Third Qtr: 28.70s Fourth Qtr: 29.30s

DATA TABLE: 800 / 400 Posi's are position from leader and (how wide the horse was at that position)

No	Horse	Plc	Mar	800 Posi	400 Posi	Time	3rd Qtr	4th Qt
4	Ya Racin Arlo	1	0.0m	9.4m (1)	6.0m (2)	2:05.30	28.46s	28.86s
1	Stay Foolish	2	0.8m	0.0m (0)	0.0m (0)	2:05.36	28.70s	29.36s
7	Harvey Hughes	3	12.5m	24.6m (1)	17.0m (1)	2:06.26	28.16s	28.97s
10	Nikalong Mint	4	12.5m	14.2m (1)	12.6m (1)	2:06.26	28.58s	29.29s
2	Fifty Three Stars	5	20.5m	12.6m (0)	13.0m (0)	2:06.88	28.72s	29.85s
5	Layla Shannon	6	22.2m	5.4m (1)	6.0m (1)	2:07.01	28.73s	30.48s
8	Irk McGlurk	7	22.7m	21.8m (0)	21.2m (0)	2:07.04	28.66s	29.41s
6	Artful Prince	8	24.6m	17.4m (0)	17.2m (0)	2:07.19	28.68s	29.84s
9	Puppeteer	9	28.1m	19.4m (1)	12.8m (2)	2:07.46	28.21s	30.41s
3	Mittys Three Aces	10	31.9m	5.8m (0)	8.4m (0)	2:07.75	28.87s	31.01s

Finish Position and metres gained

First Arrow shows distance gain/loss from 2nd Qtr to 3rd Qtr, Second Arrow shows distance gain/loss from 3rd Qtr to Finish
Blue arrow indicates best gain in these quarters.



800

Visual positions in race at 2nd Quarter



400

Visual positions in race at 3rd Quarter



Powered by



Harness Analyser

Sectional Analysis Software

Not just form | Free Trial

www.facebook.com/PJHarnessRacing



RISE Digital, Harness Racing Australia nor the provider accepts any responsibility for the completeness or accuracy of any of the information contained herein, and makes no representations about its suitability for any particular purpose. Users should make their own judgements about those matters and/or seek independent advice. You assume all risks associated with use of data provided on this page

Bathurst Race 8 Distance 1730m

Wednesday, 30 July 2025


Gross Time: 2:09.90 MileRate: 2:00.80 LeadTime: 8.30s First Qtr: 31.10s Second Qtr: 31.60s Third Qtr: 29.30s Fourth Qtr: 29.60s

DATA TABLE: 800 / 400 Posi's are position from leader and (how wide the horse was at that position)

NoHorse	Plc	Mar	800 Posi	400 Posi	Time	3rd Qtr	4th Qt
1 Lexy Longstockings	1	0.0m	4.6m (0)	4.0m (0)	2:09.90	29.26s	29.31s
8 Treacherous Jet	2	2.4m	15.6m (1)	11.2m (3)	2:10.09	28.98s	28.95s
3 Dear Darling	3	3.2m	0.0m (0)	0.0m (0)	2:10.15	29.30s	29.84s
6 Bettor Brilliance	4	8.5m	19.6m (1)	16.2m (2)	2:10.56	29.05s	29.03s
9 Sergeant Pee Jay	5	9.9m	8.6m (0)	9.6m (0)	2:10.67	29.37s	29.62s
5 Bradness Moo	6	20.4m	13.6m (0)	13.2m (1)	2:11.48	29.27s	30.13s
7 My Ultimate Woody	7	23.8m	24.0m (1)	19.4m (3)	2:11.75	28.96s	29.92s
10 Star Tin	8	26.3m	11.4m (1)	6.8m (2)	2:11.94	28.96s	31.03s
4 Last Flite	9	39.4m	2.8m (1)	3.2m (1)	2:12.96	29.32s	32.26s
2 Esthers Last	10	43.2m	7.2m (1)	7.0m (1)	2:13.25	29.27s	32.26s

Finish Position and metres gained

First Arrow shows distance gain/loss from 2nd Qtr to 3rd Qtr,
Second Arrow shows distance gain/loss from 3rd Qtr to Finish
Blue arrow indicates best gain in these quarters.



800

Visual positions in race at 2nd Quarter



400

Visual positions in race at 3rd Quarter



Powered by



Harness Analyser

Sectional Analysis Software

Not just form | Free Trial

www.facebook.com/PJHarnessRacing



RISE Digital, Harness Racing Australia nor the provider accepts any responsibility for the completeness or accuracy of any of the information contained herein, and makes no representations about its suitability for any particular purpose. Users should make their own judgements about those matters and/or seek independent advice. You assume all risks associated with use of data provided on this page