

Penrith Race 1 Distance 1720m

Thursday, 31 July 2025


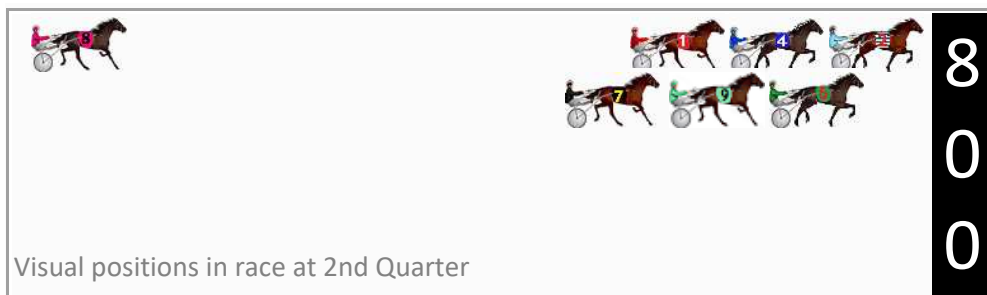
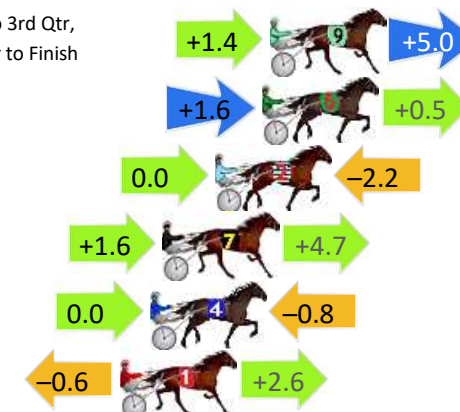
Gross Time: 2:05.30 MileRate: 1:57.20 LeadTime: 7.50s First Qtr: 29.70s Second Qtr: 31.80s Third Qtr: 28.40s Fourth Qtr: 27.90s

DATA TABLE: 800 / 400 Posi's are position from leader and (how wide the horse was at that position)

No	Horse	Plc	Mar	800 Posi	400 Posi	Time	3rd Qtr	4th Qt
9	Mister Quirk	1	0.0m	6.4m (1)	5.0m (1)	2:05.30	28.30s	27.55s
6	Nitro Danny	2	0.3m	2.4m (1)	0.8m (1)	2:05.32	28.29s	27.87s
2	Startin To Gogh	3	2.2m	0.0m (0)	0.0m (0)	2:05.46	28.40s	28.05s
7	Some Chevron	4	4.3m	10.6m (1)	9.0m (1)	2:05.62	28.29s	27.57s
4	Flo Ryda	5	4.8m	4.0m (0)	4.0m (0)	2:05.65	28.40s	27.96s
1	Grey Cadillac	6	6.0m	8.0m (0)	8.6m (0)	2:05.74	28.44s	27.72s
8	Zen Master	7	246.1m	160.0m (0)	200.0m (0)	2:23.35	31.23s	31.10s
3	Rocksie Rock	8	246.3m	165.0m (0)	205.0m (0)	2:23.37	31.22s	30.76s

Finish Position and metres gained

First Arrow shows distance gain/loss from 2nd Qtr to 3rd Qtr,
Second Arrow shows distance gain/loss from 3rd Qtr to Finish
Blue arrow indicates best gain in these quarters.



Penrith Race 2 Distance 1720m

Thursday, 31 July 2025


Gross Time: 2:04.80 MileRate: 1:56.80 LeadTime: 7.40s First Qtr: 29.60s Second Qtr: 29.50s Third Qtr: 28.90s Fourth Qtr: 29.40s

DATA TABLE: 800 / 400 Posi's are position from leader and (how wide the horse was at that position)

NoHorse	Plc	Mar	800 Posi	400 Posi	Time	3rd Qtr	4th Qt
7 Desiderio	1	0.0m	8.6m (0)	10.2m (1)	2:04.80	29.02s	28.65s
2 Madazalways	2	2.7m	0.2m (0)	0.0m (0)	2:05.01	28.88s	29.60s
3 Goodtime Bravo	3	8.0m	4.0m (1)	6.2m (1)	2:05.42	29.06s	29.53s
10 Diletto	4	8.5m	12.4m (0)	14.4m (1)	2:05.46	29.05s	28.97s
4 Ideal Redemption	5	9.8m	0.0m (1)	1.0m (1)	2:05.56	28.97s	30.04s
9 Gottadobetter	6	11.7m	13.2m (1)	12.0m (3)	2:05.70	28.81s	29.38s
6 Rio De Janeiro Blue	7	12.9m	16.4m (0)	18.2m (2)	2:05.79	29.03s	29.01s
8 Prince Louie	8	20.7m	9.0m (1)	11.2m (2)	2:06.40	29.05s	30.09s
5 Ed Mendes	9	21.8m	17.6m (1)	16.6m (3)	2:06.48	28.82s	29.78s
1 The Poobah	10	24.6m	4.4m (0)	7.8m (0)	2:06.70	29.14s	30.63s

Finish Position and metres gained

First Arrow shows distance gain/loss from 2nd Qtr to 3rd Qtr,
Second Arrow shows distance gain/loss from 3rd Qtr to Finish
Blue arrow indicates best gain in these quarters.



800

Visual positions in race at 2nd Quarter



400

Visual positions in race at 3rd Quarter



Powered by



Harness Analyser

Sectional Analysis Software

Not just form | Free Trial

www.facebook.com/PJHarnessRacing



RISE Digital, Harness Racing Australia nor the provider accepts any responsibility for the completeness or accuracy of any of the information contained herein, and makes no representations about its suitability for any particular purpose. Users should make their own judgements about those matters and/or seek independent advice. You assume all risks associated with use of data provided on this page

Penrith Race 3 Distance 1720m

Thursday, 31 July 2025



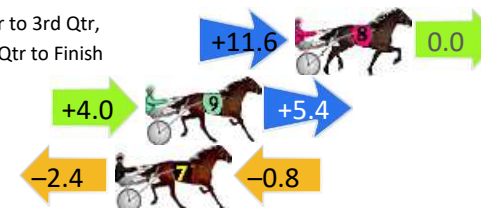
Gross Time: 2:03.50 MileRate: 1:55.60 LeadTime: 7.40s First Qtr: 27.50s Second Qtr: 30.20s Third Qtr: 29.50s Fourth Qtr: 28.90s

DATA TABLE: 800 / 400 Posi's are position from leader and (how wide the horse was at that position)

NoHorse	Plc	Mar	800 Posi	400 Posi	Time	3rd Qtr	4th Qt
8 The Devils Flame	1	0.0m	11.6m (1)	0.0m (1)	2:03.50	28.66s	28.90s
9 Hellovatime	2	6.0m	15.4m (1)	11.4m (2)	2:03.96	29.21s	28.51s
7 Decipher	3	7.2m	4.0m (0)	6.4m (1)	2:04.05	29.67s	28.96s
2 Sky City	4	29.6m	0.0m (0)	7.6m (0)	2:05.75	30.07s	30.48s
5 Theres Wally	5	30.6m	3.4m (1)	2.2m (0)	2:05.82	29.43s	30.94s
3 Lockitineddy	6	41.6m	7.4m (1)	11.8m (1)	2:06.66	29.84s	31.04s
6 Our Ultimate Layla	7	45.9m	8.2m (0)	14.6m (0)	2:06.98	29.99s	31.15s
4 Mister Jones	8	47.4m	24.0m (1)	17.4m (2)	2:07.10	29.04s	31.06s
10 One More Alta	9	51.0m	19.8m (1)	12.8m (3)	2:07.37	29.02s	31.64s

Finish Position and metres gained

First Arrow shows distance gain/loss from 2nd Qtr to 3rd Qtr,
Second Arrow shows distance gain/loss from 3rd Qtr to Finish
Blue arrow indicates best gain in these quarters.



800

Visual positions in race at 2nd Quarter



400

Visual positions in race at 3rd Quarter



Powered by



Harness Analyser

Sectional Analysis Software

Not just form | Free Trial

www.facebook.com/PJHarnessRacing



RISE Digital, Harness Racing Australia nor the provider accepts any responsibility for the completeness or accuracy of any of the information contained herein, and makes no representations about its suitability for any particular purpose. Users should make their own judgements about those matters and/or seek independent advice. You assume all risks associated with use of data provided on this page

Penrith Race 4 Distance 2125m

Thursday, 31 July 2025


Gross Time: 2:33.00 MileRate: 1:55.80 LeadTime: 36.10s First Qtr: 30.30s Second Qtr: 29.00s Third Qtr: 28.30s Fourth Qtr: 29.30s

DATA TABLE: 800 / 400 Posi's are position from leader and (how wide the horse was at that position)

NoHorse	Plc	Mar	800 Posi	400 Posi	Time	3rd Qtr	4th Qt
3 Nothingbutwaves	1	0.0m	0.0m (0)	0.0m (0)	2:33.00	28.30s	29.30s
1 Rocknroll Gig	2	1.3m	4.0m (0)	4.0m (0)	2:33.10	28.30s	29.10s
4 Whereishe	3	4.3m	7.4m (1)	7.6m (1)	2:33.33	28.32s	29.06s
7 Marathon Man	4	8.7m	8.0m (0)	8.2m (0)	2:33.67	28.31s	29.34s
5 Red Sapphire	5	10.1m	3.0m (1)	3.2m (1)	2:33.78	28.31s	29.80s
8 Radiant Amber	6	11.8m	12.2m (0)	12.6m (0)	2:33.91	28.33s	29.24s
9 Ourtreacherous Reign	7	13.9m	19.8m (1)	21.0m (1)	2:34.07	28.39s	28.78s
10 Guest Artist	8	16.2m	15.8m (1)	16.8m (1)	2:34.24	28.37s	29.26s
2 D J Rock	9	22.9m	16.8m (0)	18.0m (0)	2:34.76	28.38s	29.66s
6 Whyiman	10	30.6m	11.4m (1)	12.6m (1)	2:35.35	28.36s	30.61s

Finish Position and metres gained

First Arrow shows distance gain/loss from 2nd Qtr to 3rd Qtr, Second Arrow shows distance gain/loss from 3rd Qtr to Finish Blue arrow indicates best gain in these quarters.



800

Visual positions in race at 2nd Quarter



400

Visual positions in race at 3rd Quarter



Powered by



Harness Analyser

Sectional Analysis Software

Not just form | Free Trial

www.facebook.com/PJHarnessRacing



RISE Digital, Harness Racing Australia nor the provider accepts any responsibility for the completeness or accuracy of any of the information contained herein, and makes no representations about its suitability for any particular purpose. Users should make their own judgements about those matters and/or seek independent advice. You assume all risks associated with use of data provided on this page

Penrith Race 5 Distance 1720m

Thursday, 31 July 2025


Gross Time: 2:03.10 MileRate: 1:55.20 LeadTime: 7.40s First Qtr: 29.60s Second Qtr: 28.90s Third Qtr: 28.00s Fourth Qtr: 29.20s

DATA TABLE: 800 / 400 Posi's are position from leader and (how wide the horse was at that position)

NoHorse	Plc	Mar	800 Posi	400 Posi	Time	3rd Qtr	4th Qt
3 Give Me A Minute	1	0.0m	0.0m (0)	0.0m (0)	2:03.10	28.00s	29.20s
1 Lord Memnock	2	0.7m	4.0m (0)	6.8m (0)	2:03.15	28.21s	28.76s
5 One For The Rodi	3	1.6m	15.8m (1)	14.2m (2)	2:03.22	27.91s	28.29s
8 American Hammer	4	3.6m	7.8m (1)	6.8m (1)	2:03.38	27.93s	28.97s
7 King Tiger	5	6.2m	8.2m (0)	11.0m (1)	2:03.57	28.21s	28.85s
4 Itzmineontheline	6	7.6m	21.6m (1)	19.2m (1)	2:03.68	27.85s	28.36s
6 Tinder Surprise	7	7.7m	3.0m (1)	2.4m (1)	2:03.69	27.95s	29.58s
2 Peligroso	8	8.2m	12.4m (0)	15.2m (0)	2:03.73	28.21s	28.69s
10 Foxy Dada	9	8.6m	11.8m (1)	9.2m (2)	2:03.76	27.82s	29.16s
9 Stormtide	10	19.3m	17.4m (0)	22.0m (0)	2:04.58	28.33s	29.00s


Finish Position and metres gained

First Arrow shows distance gain/loss from 2nd Qtr to 3rd Qtr,
Second Arrow shows distance gain/loss from 3rd Qtr to Finish
Blue arrow indicates best gain in these quarters.



800

Visual positions in race at 2nd Quarter



400

Visual positions in race at 3rd Quarter



Powered by



Harness Analyser

Sectional Analysis Software

Not just form | Free Trial

www.facebook.com/PJHarnessRacing



RISE Digital, Harness Racing Australia nor the provider accepts any responsibility for the completeness or accuracy of any of the information contained herein, and makes no representations about its suitability for any particular purpose. Users should make their own judgements about those matters and/or seek independent advice. You assume all risks associated with use of data provided on this page

Penrith Race 6 Distance 1720m

Thursday, 31 July 2025


Gross Time: 2:03.00 MileRate: 1:55.10 LeadTime: 7.40s First Qtr: 29.30s Second Qtr: 29.30s Third Qtr: 28.40s Fourth Qtr: 28.60s

DATA TABLE: 800 / 400 Posi's are position from leader and (how wide the horse was at that position)

NoHorse	Plc	Mar	800 Posi	400 Posi	Time	3rd Qtr	4th Qt
2 Snow Hunter	1	0.0m	0.0m (0)	0.0m (0)	2:03.00	28.40s	28.60s
3 Heavenly Reason	2	7.2m	3.4m (1)	3.6m (1)	2:03.54	28.41s	28.86s
1 Charlies Ace	3	13.8m	4.4m (0)	4.8m (0)	2:04.04	28.43s	29.24s
6 Stellina	4	18.7m	17.2m (0)	18.4m (0)	2:04.40	28.48s	28.62s
9 Crusader Miss	5	20.3m	12.6m (0)	13.8m (1)	2:04.52	28.48s	29.06s
7 Betting Star	6	20.8m	8.4m (0)	10.0m (0)	2:04.56	28.51s	29.37s
5 Mizzz Adele	7	22.6m	17.0m (1)	16.6m (2)	2:04.70	28.37s	29.03s
8 Eyeknow	8	38.1m	12.6m (1)	12.2m (2)	2:05.86	28.37s	30.44s
4 Weareallalone	9	39.2m	8.0m (1)	9.4m (1)	2:05.94	28.49s	30.72s

Finish Position and metres gained

First Arrow shows distance gain/loss from 2nd Qtr to 3rd Qtr,
Second Arrow shows distance gain/loss from 3rd Qtr to Finish
Blue arrow indicates best gain in these quarters.



800

Visual positions in race at 2nd Quarter



400

Visual positions in race at 3rd Quarter



Powered by



Harness Analyser

Sectional Analysis Software

Not just form | Free Trial

www.facebook.com/PJHarnessRacing



RISE Digital, Harness Racing Australia nor the provider accepts any responsibility for the completeness or accuracy of any of the information contained herein, and makes no representations about its suitability for any particular purpose. Users should make their own judgements about those matters and/or seek independent advice. You assume all risks associated with use of data provided on this page

Penrith Race 7 Distance 2125m

Thursday, 31 July 2025

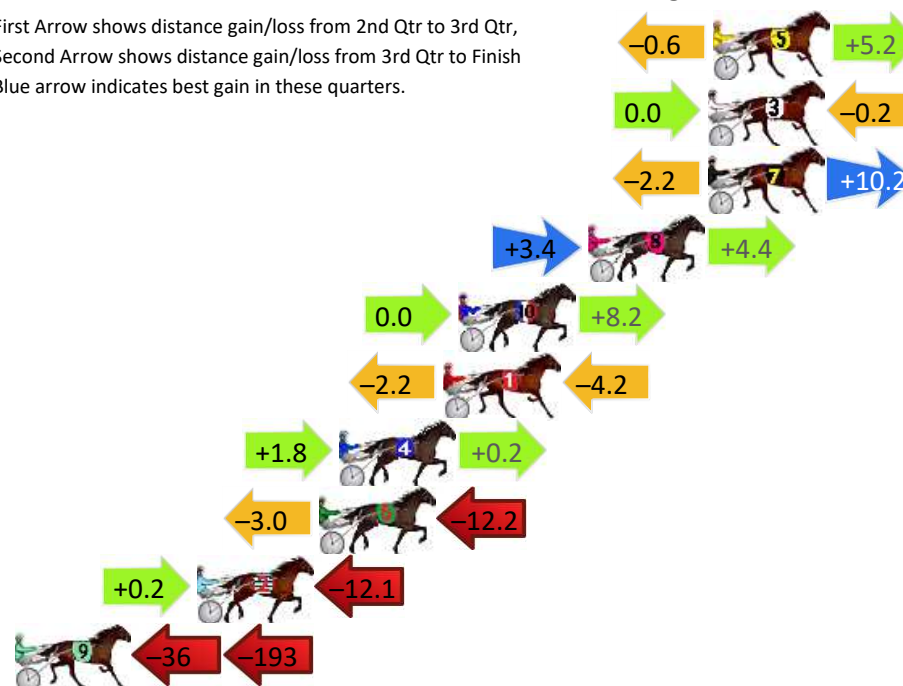
Gross Time: 2:38.90 MileRate: 2:00.30 LeadTime: 38.40s First Qtr: 30.90s Second Qtr: 30.40s Third Qtr: 29.20s Fourth Qtr: 30.00s

DATA TABLE: 800 / 400 Posi's are position from leader and (how wide the horse was at that position)

NoHorse	Plc	Mar	800 Posi	400 Posi	Time	3rd Qtr	4th Qt
5 Delightfully Sweet	1	0.0m	4.6m (1)	5.2m (2)	2:38.90	29.25s	29.61s
3 Might And Victory	2	0.2m	0.0m (0)	0.0m (0)	2:38.92	29.20s	30.01s
7 Ima Shinkansen	2	0.2m	8.2m (0)	10.4m (1)	2:38.92	29.37s	29.24s
8 Dougs Tribe	4	5.0m	12.8m (1)	9.4m (2)	2:39.29	28.95s	29.67s
10 Tommys Luck	5	10.2m	18.4m (0)	18.4m (0)	2:39.70	29.21s	29.39s
1 Betting On Courage	6	10.8m	4.4m (0)	6.6m (0)	2:39.75	29.36s	30.31s
4 For Three Reasons	7	15.0m	17.0m (1)	15.2m (2)	2:40.08	29.07s	29.99s
6 Goodtime Miki	8	15.8m	0.6m (1)	3.6m (1)	2:40.14	29.41s	30.91s
2 Rock Asset	9	20.7m	8.8m (1)	8.6m (3)	2:40.53	29.17s	30.90s
9 Dynamites Best	10	242.4m	14.4m (0)	50.0m (0)	2:57.95	31.63s	44.35s


Finish Position and metres gained

First Arrow shows distance gain/loss from 2nd Qtr to 3rd Qtr, Second Arrow shows distance gain/loss from 3rd Qtr to Finish
Blue arrow indicates best gain in these quarters.



800

Visual positions in race at 2nd Quarter



400

Visual positions in race at 3rd Quarter



Powered by



Harness Analyser

Sectional Analysis Software

Not just form | Free Trial

www.facebook.com/PJHarnessRacing



RISE Digital, Harness Racing Australia nor the provider accepts any responsibility for the completeness or accuracy of any of the information contained herein, and makes no representations about its suitability for any particular purpose. Users should make their own judgements about those matters and/or seek independent advice. You assume all risks associated with use of data provided on this page

Penrith Race 8 Distance 2125m

Thursday, 31 July 2025

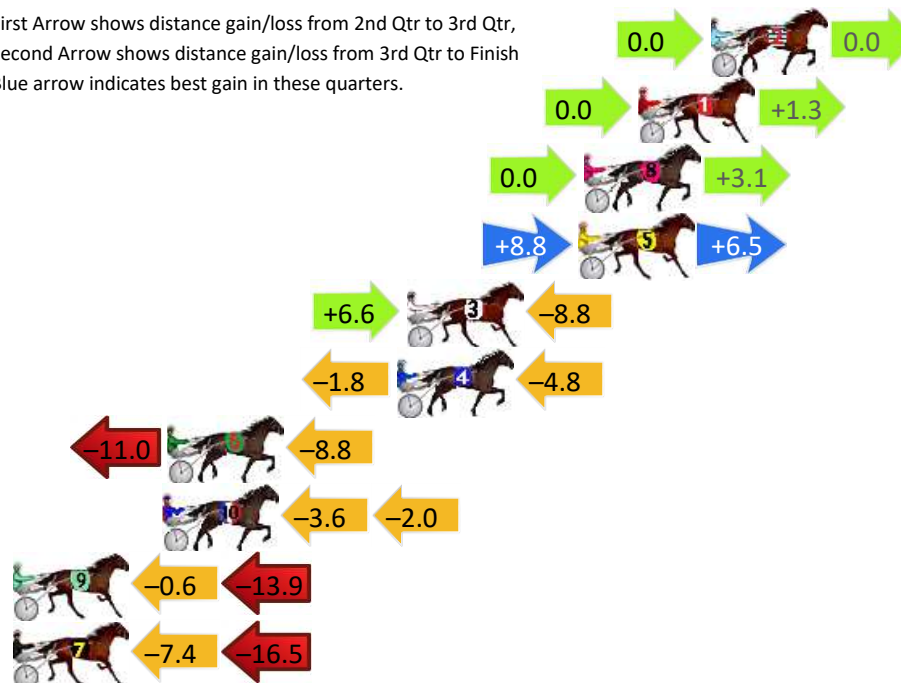
Gross Time: 2:38.10 MileRate: 1:59.80 LeadTime: 38.10s First Qtr: 31.40s Second Qtr: 30.70s Third Qtr: 29.10s Fourth Qtr: 28.80s

DATA TABLE: 800 / 400 Posi's are position from leader and (how wide the horse was at that position)

No	Horse	Plc	Mar	800 Posi	400 Posi	Time	3rd Qtr	4th Qt
2	Lady Deloris	1	0.0m	0.0m (0)	0.0m (0)	2:38.10	29.10s	28.80s
1	Vespa Stride	2	2.9m	4.2m (0)	4.2m (0)	2:38.32	29.10s	28.71s
8	Lani Kai Beach	3	5.1m	8.2m (0)	8.2m (0)	2:38.49	29.10s	28.58s
5	Woodlea Beaver	4	5.3m	20.6m (1)	11.8m (2)	2:38.50	28.46s	28.33s
3	Lookin Good Margie	5	12.2m	10.0m (1)	3.4m (1)	2:39.02	28.63s	29.43s
4	Dashing Cheddar	6	12.6m	6.0m (1)	7.8m (1)	2:39.05	29.23s	29.14s
6	Agiftfromtheangels	7	21.8m	2.0m (1)	13.0m (1)	2:39.75	29.89s	29.43s
10	Clementsorrell	8	22.0m	16.4m (0)	20.0m (0)	2:39.76	29.36s	28.94s
9	The Maldives	9	28.5m	14.0m (1)	14.6m (3)	2:40.25	29.15s	29.80s
7	Knight Walker	10	36.3m	12.4m (0)	19.8m (1)	2:40.84	29.64s	29.98s

Finish Position and metres gained

First Arrow shows distance gain/loss from 2nd Qtr to 3rd Qtr, Second Arrow shows distance gain/loss from 3rd Qtr to Finish Blue arrow indicates best gain in these quarters.



800

Visual positions in race at 2nd Quarter



400

Visual positions in race at 3rd Quarter



Powered by



Harness Analyser

Sectional Analysis Software

Not just form | Free Trial

www.facebook.com/PJHarnessRacing



RISE Digital, Harness Racing Australia nor the provider accepts any responsibility for the completeness or accuracy of any of the information contained herein, and makes no representations about its suitability for any particular purpose. Users should make their own judgements about those matters and/or seek independent advice. You assume all risks associated with use of data provided on this page

Penrith Race 9 Distance 1720m

Thursday, 31 July 2025

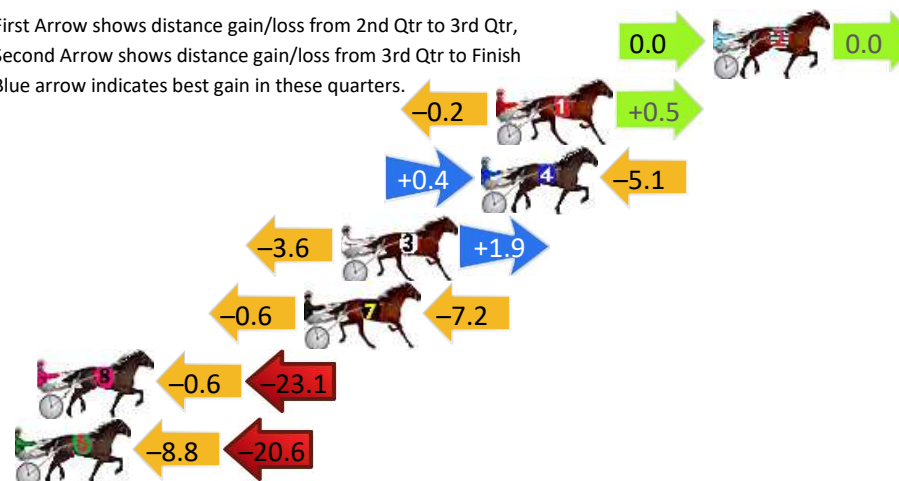
Gross Time: 2:07.40 MileRate: 1:59.20 LeadTime: 7.70s First Qtr: 31.30s Second Qtr: 30.90s Third Qtr: 28.70s Fourth Qtr: 28.80s

DATA TABLE: 800 / 400 Posi's are position from leader and (how wide the horse was at that position)

NoHorse	Plc	Mar	800 Posi	400 Posi	Time	3rd Qtr	4th Qt
2 Miss Aloha	1	0.0m	0.0m (0)	0.0m (0)	2:07.40	28.70s	28.80s
1 Adiradiva	2	8.7m	9.0m (0)	9.2m (0)	2:08.06	28.71s	28.76s
4 Charjo	3	9.3m	4.6m (0)	4.2m (0)	2:08.10	28.67s	29.17s
3 Heaven Fast	4	14.9m	13.2m (1)	16.8m (1)	2:08.53	28.96s	28.66s
7 So Can Eye	5	16.4m	8.6m (1)	9.2m (1)	2:08.64	28.74s	29.32s
8 Carpenter	6	27.1m	3.4m (1)	4.0m (1)	2:09.45	28.74s	30.45s
6 Petes Captainsstar	7	42.8m	13.4m (0)	22.2m (0)	2:10.64	29.33s	30.27s


Finish Position and metres gained

First Arrow shows distance gain/loss from 2nd Qtr to 3rd Qtr,
Second Arrow shows distance gain/loss from 3rd Qtr to Finish
Blue arrow indicates best gain in these quarters.



800

Visual positions in race at 2nd Quarter



400

Visual positions in race at 3rd Quarter



Powered by



Harness Analyser

Sectional Analysis Software

Not just form | Free Trial

www.facebook.com/PJHarnessRacing



RISE Digital, Harness Racing Australia nor the provider accepts any responsibility for the completeness or accuracy of any of the information contained herein, and makes no representations about its suitability for any particular purpose. Users should make their own judgements about those matters and/or seek independent advice. You assume all risks associated with use of data provided on this page