

Parkes Race 1 Distance 1660m

Friday, 1 August 2025

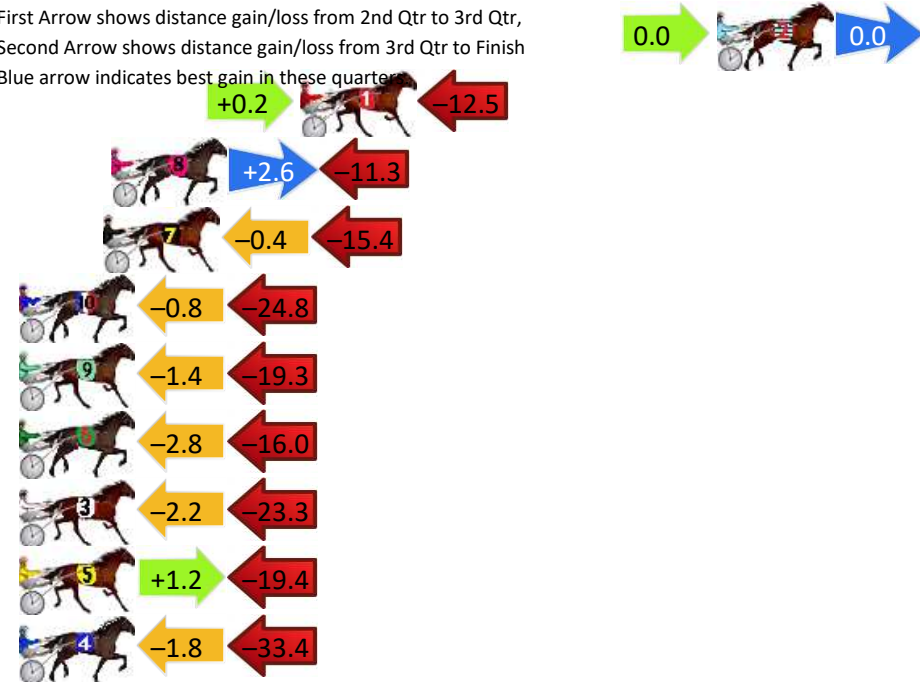
Gross Time: 2:01.80 MileRate: 1:58.10 LeadTime: 3.90s First Qtr: 30.90s Second Qtr: 30.10s Third Qtr: 28.90s Fourth Qtr: 28.00s

DATA TABLE: 800 / 400 Posi's are position from leader and (how wide the horse was at that position)

No	Horse	Plc	Mar	800 Posi	400 Posi	Time	3rd Qtr	4th Qt
2	Phar Lume	1	0.0m	0.0m (0)	0.0m (0)	2:01.80	28.90s	28.00s
1	Capitallee	2	16.7m	4.4m (0)	4.2m (0)	2:03.03	28.90s	28.87s
8	Willies Dollar	3	24.3m	15.6m (1)	13.0m (3)	2:03.59	28.73s	28.79s
7	Harvey Hughes	4	24.6m	8.8m (0)	9.2m (0)	2:03.61	28.95s	29.07s
10	Allegretto	5	28.2m	2.6m (1)	3.4m (1)	2:03.88	28.98s	29.73s
9	Limbo Lenny	6	33.5m	12.8m (0)	14.2m (0)	2:04.27	29.02s	29.34s
6	Bolzano	7	36.0m	17.2m (0)	20.0m (0)	2:04.45	29.12s	29.11s
3	Surfin At Midnight	8	36.9m	11.4m (1)	13.6m (2)	2:04.52	29.08s	29.62s
5	Burrabadine Bullet	9	38.0m	19.8m (1)	18.6m (1)	2:04.60	28.84s	29.35s
4	Letsgo Matilda	10	42.2m	7.0m (1)	8.8m (1)	2:04.91	29.06s	30.32s

Finish Position and metres gained

First Arrow shows distance gain/loss from 2nd Qtr to 3rd Qtr,
Second Arrow shows distance gain/loss from 3rd Qtr to Finish
Blue arrow indicates best gain in these quarters



800

Visual positions in race at 2nd Quarter



400

Visual positions in race at 3rd Quarter



Powered by



Harness Analyser

Sectional Analysis Software

Not just form | Free Trial

www.facebook.com/PJHarnessRacing



RISE Digital, Harness Racing Australia nor the provider accepts any responsibility for the completeness or accuracy of any of the information contained herein, and makes no representations about its suitability for any particular purpose. Users should make their own judgements about those matters and/or seek independent advice. You assume all risks associated with use of data provided on this page

Parkes Race 2 Distance 1660m

Friday, 1 August 2025



Gross Time: 2:02.50 MileRate: 1:58.80 LeadTime: 3.80s First Qtr: 29.80s Second Qtr: 29.20s Third Qtr: 29.80s Fourth Qtr: 29.90s

DATA TABLE: 800 / 400 Posi's are position from leader and (how wide the horse was at that position)

No	Horse	Plc	Mar	800 Posi	400 Posi	Time	3rd Qtr	4th Qt
1	Lennox Bromac	1	0.0m	0.0m (0)	0.0m (0)	2:02.50	29.80s	29.90s
2	Rosie Romance	2	5.0m	10.6m (2)	4.4m (2)	2:02.89	29.34s	29.94s
4	Windy Hill Lucy	3	5.7m	3.6m (1)	2.4m (1)	2:02.95	29.71s	30.15s
8	Deewhy	4	12.1m	14.6m (2)	9.0m (2)	2:03.45	29.38s	30.13s
5	Queenhigh Flush	5	12.2m	14.8m (1)	15.0m (1)	2:03.46	29.82s	29.69s
3	Jessie Lee	6	17.2m	8.0m (1)	9.6m (1)	2:03.85	29.92s	30.46s
7	Diamond Bikini	7	17.5m	4.0m (0)	6.0m (0)	2:03.87	29.95s	30.75s
9	Potter	8	19.1m	8.2m (0)	12.2m (0)	2:04.00	30.10s	30.41s
6	Love Watch	9	24.1m	18.6m (2)	23.2m (1)	2:04.39	30.14s	29.97s

Finish Position and metres gained

First Arrow shows distance gain/loss from 2nd Qtr to 3rd Qtr,
Second Arrow shows distance gain/loss from 3rd Qtr to Finish
Blue arrow indicates best gain in these quarters.



Visual positions in race at 2nd Quarter



Visual positions in race at 3rd Quarter



Powered by



Harness Analyser

Sectional Analysis Software

Not just form | Free Trial

www.facebook.com/PJHarnessRacing



RISE Digital, Harness Racing Australia nor the provider accepts any responsibility for the completeness or accuracy of any of the information contained herein, and makes no representations about its suitability for any particular purpose. Users should make their own judgements about those matters and/or seek independent advice. You assume all risks associated with use of data provided on this page

Parkes Race 3 Distance 1660m

Friday, 1 August 2025


Gross Time: 2:03.50 MileRate: 1:59.70 LeadTime: 3.80s First Qtr: 30.10s Second Qtr: 29.80s Third Qtr: 29.20s Fourth Qtr: 30.60s

DATA TABLE: 800 / 400 Posi's are position from leader and (how wide the horse was at that position)

NoHorse	Plc	Mar	800 Posi	400 Posi	Time	3rd Qtr	4th Qt
1 Beach On Fire	1	0.0m	0.0m (0)	0.0m (0)	2:03.50	29.20s	30.60s
3 Our Dickie Bart	2	5.2m	8.4m (1)	8.0m (2)	2:03.92	29.18s	30.39s
4 Whataboutbronson	3	5.8m	4.2m (1)	4.8m (1)	2:03.96	29.24s	30.68s
8 Orange Fever	4	6.7m	17.0m (1)	13.4m (4)	2:04.04	28.94s	30.09s
6 The Ringmaster	5	7.2m	21.0m (1)	18.8m (2)	2:04.08	29.06s	29.72s
5 Johnnys Blue	6	15.1m	20.6m (0)	20.6m (1)	2:04.71	29.21s	30.18s
9 Jay Bee	7	19.2m	9.8m (0)	12.2m (2)	2:05.04	29.37s	31.13s
2 Chillax	8	20.4m	12.4m (1)	11.6m (3)	2:05.13	29.13s	31.27s
7 Springfield Desire	9	21.4m	5.2m (0)	9.0m (0)	2:05.21	29.46s	31.54s
10 Girls View	10	145.3m	14.0m (0)	16.4m (1)	2:15.13	29.15s	40.41s

Finish Position and metres gained

First Arrow shows distance gain/loss from 2nd Qtr to 3rd Qtr,
Second Arrow shows distance gain/loss from 3rd Qtr to Finish
Blue arrow indicates best gain in these quarters.



Visual positions in race at 2nd Quarter

800



Visual positions in race at 3rd Quarter

400



Powered by



Harness Analyser

Sectional Analysis Software

Not just form | Free Trial

www.facebook.com/PJHarnessRacing



RISE Digital, Harness Racing Australia nor the provider accepts any responsibility for the completeness or accuracy of any of the information contained herein, and makes no representations about its suitability for any particular purpose. Users should make their own judgements about those matters and/or seek independent advice. You assume all risks associated with use of data provided on this page

Parkes Race 4 Distance 2040m

Friday, 1 August 2025

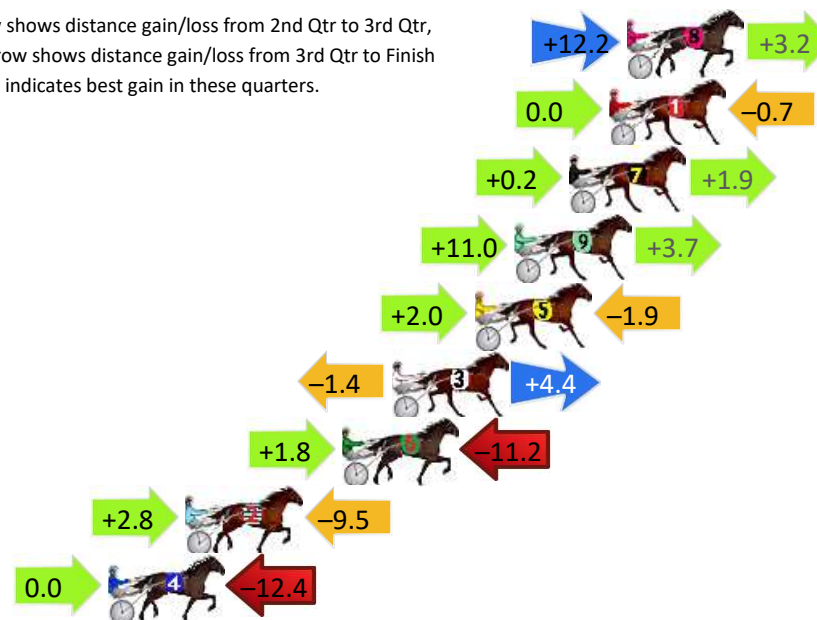
Gross Time: 2:32.70 MileRate: 2:00.50 LeadTime: 32.20s First Qtr: 31.50s Second Qtr: 29.80s Third Qtr: 29.30s Fourth Qtr: 29.90s

DATA TABLE: 800 / 400 Posi's are position from leader and (how wide the horse was at that position)


No	Horse	Plc	Mar	800 Posi	400 Posi	Time	3rd Qtr	4th Qt
8	Justa Dragon	1	0.0m	15.4m (1)	3.2m (2)	2:32.70	28.40s	29.66s
1	Sir Richard Lee	2	0.7m	0.0m (0)	0.0m (0)	2:32.75	29.30s	29.95s
7	Teddy Feels Good	3	2.3m	4.4m (0)	4.2m (0)	2:32.88	29.29s	29.76s
9	Kadar	4	4.5m	19.2m (1)	8.2m (2)	2:33.05	28.49s	29.62s
5	Alwaysbminnie	5	6.1m	6.2m (1)	4.2m (1)	2:33.18	29.15s	30.04s
3	Limbo Lilly	6	9.4m	12.4m (0)	13.8m (0)	2:33.44	29.41s	29.57s
6	Dun Spruikin	7	11.4m	2.0m (1)	0.2m (1)	2:33.59	29.16s	30.73s
2	Bohemian Brawler	8	17.7m	11.0m (1)	8.2m (1)	2:34.09	29.09s	30.61s
4	Rock Steady	9	20.8m	8.4m (0)	8.4m (0)	2:34.33	29.29s	30.82s

Finish Position and metres gained

First Arrow shows distance gain/loss from 2nd Qtr to 3rd Qtr, Second Arrow shows distance gain/loss from 3rd Qtr to Finish Blue arrow indicates best gain in these quarters.



Visual positions in race at 2nd Quarter



Visual positions in race at 3rd Quarter

Parkes Race 5 Distance 1660m

Friday, 1 August 2025

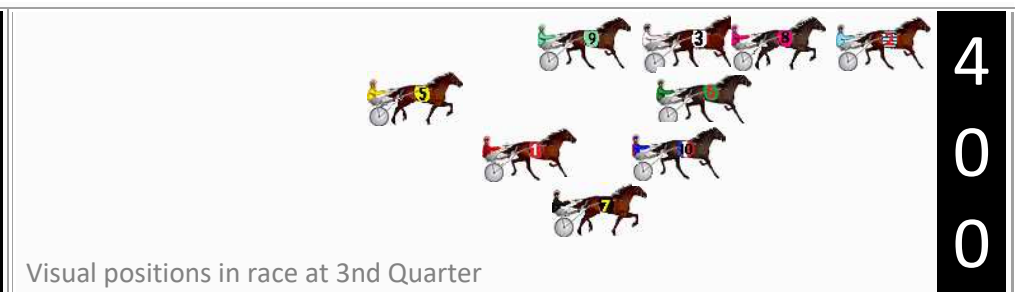


Gross Time: 2:04.30 MileRate: 2:00.50 LeadTime: 3.70s First Qtr: 28.80s Second Qtr: 30.60s Third Qtr: 30.60s Fourth Qtr: 30.60s

DATA TABLE: 800 / 400 Posi's are position from leader and (how wide the horse was at that position)

No	Horse	Plc	Mar	800 Posi	400 Posi	Time	3rd Qtr	4th Qt
2	Hudson River	1	0.0m	0.0m (0)	0.0m (0)	2:04.30	30.60s	30.60s
1	Krista Bellita	2	2.8m	25.4m (0)	14.2m (2)	2:04.52	29.75s	29.73s
3	Heskoalatee	3	3.9m	10.6m (0)	7.8m (0)	2:04.61	30.39s	30.30s
9	Merrywood Mary	4	8.4m	17.0m (0)	12.0m (0)	2:04.97	30.22s	30.33s
8	Im Here To Party	5	13.4m	4.2m (0)	4.2m (0)	2:05.37	30.60s	31.30s
10	Calm Reason	6	14.5m	17.6m (1)	8.2m (2)	2:05.46	29.88s	31.08s
5	Johemian	7	22.7m	35.8m (0)	18.8m (1)	2:06.12	29.31s	30.90s
7	Elite George	8	37.9m	22.2m (1)	11.4m (3)	2:07.33	29.78s	32.62s
6	Miss Blue Stork	9	38.4m	3.6m (1)	7.2m (1)	2:07.37	30.87s	32.97s

Finish Position and metres gained

First Arrow shows distance gain/loss from 2nd Qtr to 3rd Qtr,
Second Arrow shows distance gain/loss from 3rd Qtr to Finish
Blue arrow indicates best gain in these quarters.



Parkes Race 6 Distance 1660m

Friday, 1 August 2025

Gross Time: 2:05.50

MileRate: 2:01.60

LeadTime: 3.90s

First Qtr: 28.50s

Second Qtr: 30.70s

Third Qtr: 31.10s


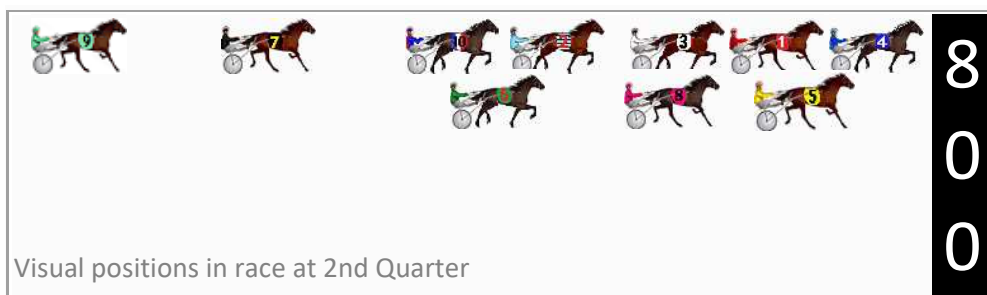

Fourth Qtr: 31.30s

DATA TABLE: 800 / 400 Posi's are position from leader and (how wide the horse was at that position)

No	Horse	Plc	Mar	800 Posi	400 Posi	Time	3rd Qtr	4th Qt
4	Valentini	1	0.0m	0.0m (0)	0.0m (0)	2:05.50	31.10s	31.30s
5	Mohawk Park	2	7.8m	3.0m (1)	3.6m (1)	2:06.14	31.15s	31.63s
10	Jiliby Tsunami	3	14.3m	17.0m (0)	17.4m (2)	2:06.67	31.13s	31.06s
8	Arts Fella	4	16.1m	8.2m (1)	8.4m (2)	2:06.82	31.11s	31.90s
2	Chasin You	5	19.5m	12.8m (0)	16.0m (0)	2:07.10	31.35s	31.57s
6	Midnight Terror	6	19.8m	15.2m (1)	13.4m (2)	2:07.12	30.96s	31.80s
7	Teneachway	7	21.2m	24.4m (0)	18.6m (1)	2:07.23	30.65s	31.50s
9	Rosies Boy	8	26.1m	36.4m (0)	29.0m (0)	2:07.64	30.53s	31.07s
1	Vinygetsachance	9	26.7m	4.0m (0)	5.8m (0)	2:07.68	31.23s	32.93s
3	Shoobees Sunset	10	26.9m	8.0m (0)	10.8m (0)	2:07.70	31.31s	32.55s

Finish Position and metres gained

First Arrow shows distance gain/loss from 2nd Qtr to 3rd Qtr,
Second Arrow shows distance gain/loss from 3rd Qtr to Finish
Blue arrow indicates best gain in these quarters.



Parkes Race 7 Distance 1660m

Friday, 1 August 2025

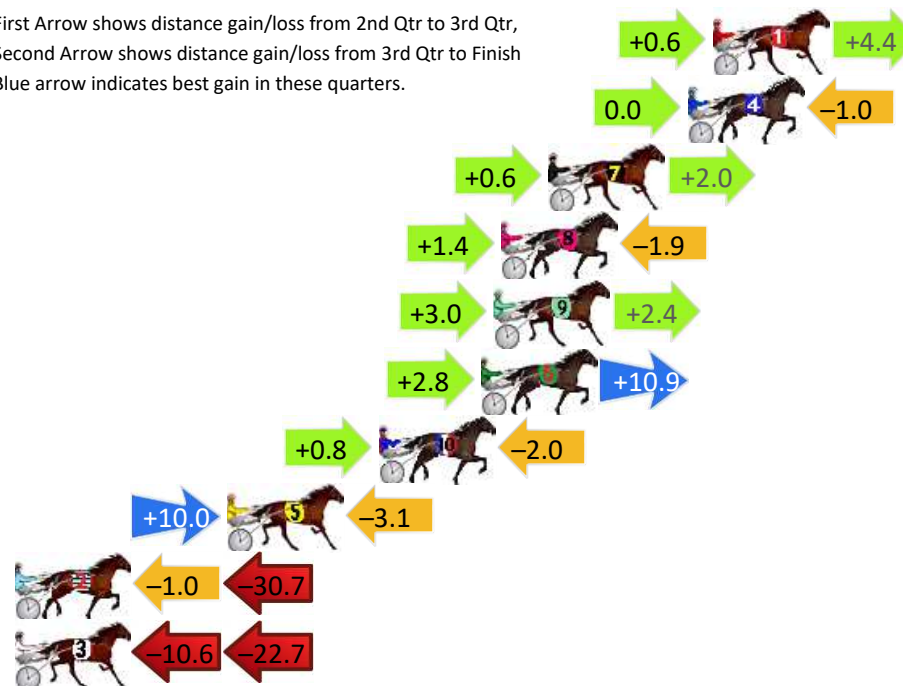
Gross Time: 2:03.40 MileRate: 1:59.60 LeadTime: 3.90s First Qtr: 29.20s Second Qtr: 29.20s Third Qtr: 30.00s Fourth Qtr: 31.10s

DATA TABLE: 800 / 400 Posi's are position from leader and (how wide the horse was at that position)

No	Horse	Plc	Mar	800 Posi	400 Posi	Time	3rd Qtr	4th Qt
1	Justadiva	1	0.0m	5.0m (0)	4.4m (0)	2:03.40	29.96s	30.76s
4	Caribbean Pat	2	1.0m	0.0m (0)	0.0m (0)	2:03.48	30.00s	31.18s
7	Girl Just Fly	3	6.6m	9.2m (0)	8.6m (0)	2:03.94	29.96s	30.95s
8	Good Chat	4	8.5m	8.0m (1)	6.6m (2)	2:04.09	29.89s	31.25s
9	Captain Llanfair	5	8.8m	14.2m (0)	11.2m (1)	2:04.12	29.78s	30.91s
6	Matterson Express	6	9.3m	23.0m (1)	20.2m (1)	2:04.16	29.80s	30.26s
10	The Accidental One	7	13.4m	12.2m (1)	11.4m (2)	2:04.49	29.94s	31.25s
5	Nevertoolate	8	19.5m	26.4m (0)	16.4m (2)	2:04.99	29.24s	31.34s
2	Rose Of Juliana	9	35.3m	3.6m (1)	4.6m (1)	2:06.27	30.03s	33.47s
3	Runpoprun	10	49.9m	16.6m (1)	27.2m (0)	2:07.46	30.77s	32.86s

Finish Position and metres gained

First Arrow shows distance gain/loss from 2nd Qtr to 3rd Qtr,
Second Arrow shows distance gain/loss from 3rd Qtr to Finish
Blue arrow indicates best gain in these quarters.



800

Visual positions in race at 2nd Quarter



400

Visual positions in race at 3rd Quarter



Powered by



Harness Analyser

Sectional Analysis Software

Not just form | Free Trial

www.facebook.com/PJHarnessRacing



RISE Digital, Harness Racing Australia nor the provider accepts any responsibility for the completeness or accuracy of any of the information contained herein, and makes no representations about its suitability for any particular purpose. Users should make their own judgements about those matters and/or seek independent advice. You assume all risks associated with use of data provided on this page

Parkes Race 8 Distance 1660m

Friday, 1 August 2025

Gross Time: 2:04.70 MileRate: 2:00.90 LeadTime: 3.80s First Qtr: 29.70s Second Qtr: 29.80s Third Qtr: 30.30s Fourth Qtr: 31.10s

DATA TABLE: 800 / 400 Posi's are position from leader and (how wide the horse was at that position)

No	Horse	Plc	Mar	800 Posi	400 Posi	Time	3rd Qtr	4th Qt
8	All Jokin Aside	1	0.0m	7.8m (1)	5.8m (1)	2:04.70	30.15s	30.65s
3	Mondos Reason	2	1.8m	0.0m (0)	0.0m (0)	2:04.85	30.30s	31.24s
7	Ya Racin Bella	3	6.5m	9.4m (0)	10.2m (1)	2:05.23	30.36s	30.81s
1	Kaeleighs Comet	4	6.8m	4.8m (0)	4.6m (0)	2:05.25	30.28s	31.27s
4	Smokey Bow	5	7.5m	34.6m (1)	34.6m (1)	2:05.31	30.33s	29.00s
9	Pad Thai	6	8.6m	21.0m (0)	14.4m (1)	2:05.40	29.80s	30.65s
10	Cam I Am	7	12.7m	3.2m (1)	1.6m (1)	2:05.73	30.17s	31.96s
5	Global Goddess	8	28.9m	30.2m (0)	31.6m (0)	2:07.05	30.41s	30.89s
6	For A Dream	9	37.6m	35.4m (2)	35.8m (2)	2:07.76	30.33s	31.24s

Finish Position and metres gained

First Arrow shows distance gain/loss from 2nd Qtr to 3rd Qtr,
Second Arrow shows distance gain/loss from 3rd Qtr to Finish
Blue arrow indicates best gain in these quarters.

