

Wagga Riverina Race 1 Distance 1740m

Friday, 1 August 2025

Gross Time: 2:03.80

MileRate: 1:54.50

LeadTime: 8.70s

First Qtr: 29.10s

Second Qtr: 29.30s

Third Qtr: 28.30s


Fourth Qtr: 28.40s

DATA TABLE: 800 / 400 Posi's are position from leader and (how wide the horse was at that position)

No	Horse	Plc	Mar	800 Posi	400 Posi	Time	3rd Qtr	4th Qt
5	Mop	1	0.0m	15.2m (1)	13.6m (2)	2:03.80	28.19s	27.44s
4	Major Huss	2	1.0m	6.9m (1)	7.4m (2)	2:03.87	28.33s	27.95s
10	Esther Rising	3	9.3m	10.9m (1)	10.8m (1)	2:04.49	28.29s	28.33s
6	Village Area	4	9.5m	0.0m (0)	0.0m (0)	2:04.51	28.30s	29.11s
7	Marianna Bromac	5	12.5m	20.0m (1)	18.2m (1)	2:04.73	28.17s	28.05s
8	Keayang Alex	6	15.6m	12.8m (0)	15.9m (0)	2:04.96	28.52s	28.44s
9	The Talk	7	16.8m	8.3m (0)	11.4m (0)	2:05.05	28.52s	28.85s
3	The Banker	8	18.5m	2.1m (1)	3.1m (1)	2:05.18	28.37s	29.56s
1	Imperious	9	20.7m	4.0m (0)	6.3m (0)	2:05.34	28.46s	29.50s
2	Hes A Terror	10	21.0m	22.8m (0)	20.4m (0)	2:05.37	28.14s	28.53s

Finish Position and metres gained

First Arrow shows distance gain/loss from 2nd Qtr to 3rd Qtr,
Second Arrow shows distance gain/loss from 3rd Qtr to Finish
Blue arrow indicates best gain in these quarters.



Visual positions in race at 2nd Quarter



Visual positions in race at 3rd Quarter



Powered by



Harness Analyser

Sectional Analysis Software

Not just form | Free Trial

www.facebook.com/PJHarnessRacing



RISE Digital, Harness Racing Australia nor the provider accepts any responsibility for the completeness or accuracy of any of the information contained herein, and makes no representations about its suitability for any particular purpose. Users should make their own judgements about those matters and/or seek independent advice. You assume all risks associated with use of data provided on this page

Wagga Riverina Race 2 Distance 1740m

Friday, 1 August 2025

Gross Time: 2:03.40

MileRate: 1:54.10

LeadTime: 8.80s

First Qtr: 29.50s

Second Qtr: 30.30s

Third Qtr: 27.60s

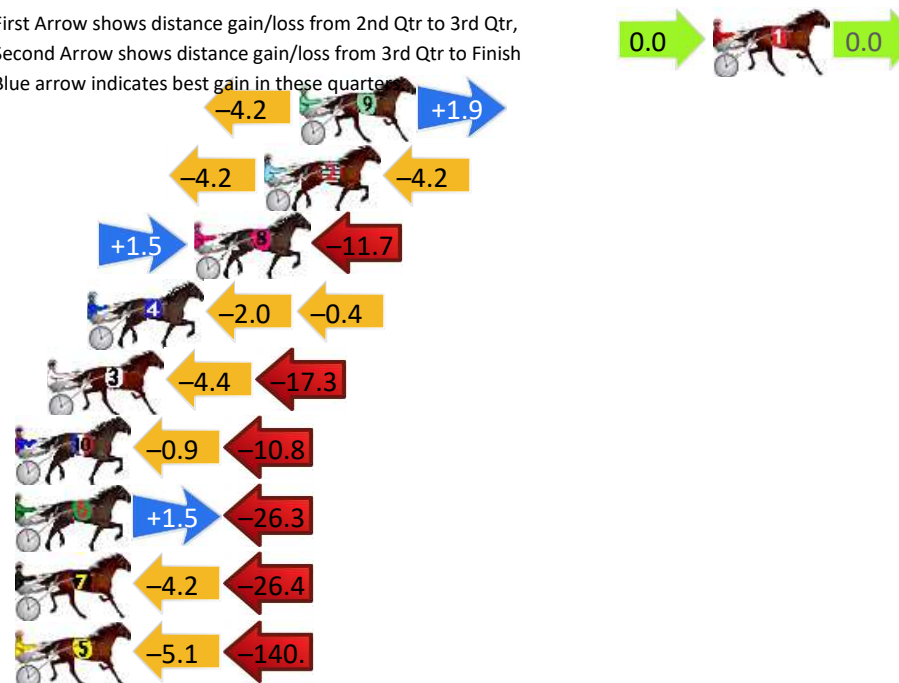
Fourth Qtr: 27.20s

DATA TABLE: 800 / 400 Posi's are position from leader and (how wide the horse was at that position)

No	Horse	Plc	Mar	800 Posi	400 Posi	Time	3rd Qtr	4th Qt
1	Hollywood Strip	1	0.0m	0.0m (0)	0.0m (0)	2:03.40	27.60s	27.20s
9	One More Reason	2	16.6m	14.3m (0)	18.5m (0)	2:04.59	27.88s	27.13s
2	Perfectdelight	3	18.0m	9.6m (0)	13.8m (0)	2:04.69	27.88s	27.55s
8	Papier Mache	4	20.8m	10.6m (1)	9.1m (1)	2:04.89	27.49s	28.07s
4	Seaside Sid	5	25.1m	22.7m (0)	24.7m (1)	2:05.20	27.72s	27.32s
3	Kirphilbri	6	26.7m	5.0m (0)	9.4m (0)	2:05.31	27.90s	28.47s
10	Machx The Stranger	7	30.8m	19.1m (1)	20.0m (1)	2:05.61	27.65s	28.05s
6	Caties Son	8	39.5m	14.7m (1)	13.2m (1)	2:06.23	27.49s	29.13s
7	Im No Stranger	9	54.0m	23.4m (1)	27.6m (2)	2:07.27	27.87s	29.19s
5	Believe In Dreams	10	164.8m	19.0m (0)	24.1m (0)	2:15.20	27.94s	37.36s

Finish Position and metres gained

First Arrow shows distance gain/loss from 2nd Qtr to 3rd Qtr,
Second Arrow shows distance gain/loss from 3rd Qtr to Finish
Blue arrow indicates best gain in these quarters



800

Visual positions in race at 2nd Quarter



400

Visual positions in race at 3rd Quarter



Powered by



Harness Analyser

Sectional Analysis Software

Not just form | Free Trial

www.facebook.com/PJHarnessRacing



RISE Digital, Harness Racing Australia nor the provider accepts any responsibility for the completeness or accuracy of any of the information contained herein, and makes no representations about its suitability for any particular purpose. Users should make their own judgements about those matters and/or seek independent advice. You assume all risks associated with use of data provided on this page

Wagga Riverina Race 3 Distance 1740m

Friday, 1 August 2025


Gross Time: 2:04.80 MileRate: 1:55.40 LeadTime: 9.10s First Qtr: 30.00s Second Qtr: 29.90s Third Qtr: 27.80s Fourth Qtr: 28.00s

DATA TABLE: 800 / 400 Posi's are position from leader and (how wide the horse was at that position)


No	Horse	Plc	Mar	800 Posi	400 Posi	Time	3rd Qtr	4th Qt
2	Jumbo Jim	1	0.0m	0.0m (0)	0.0m (0)	2:04.80	27.80s	28.00s
9	Papenhuyzen	2	1.5m	9.0m (0)	8.7m (0)	2:04.91	27.78s	27.51s
6	Shouldbetwobytwo	3	4.3m	19.2m (1)	11.5m (1)	2:05.12	27.27s	27.52s
5	Art Space	4	4.8m	11.8m (2)	3.2m (1)	2:05.15	27.20s	28.13s
1	Spread The Fear	5	4.9m	4.6m (0)	4.6m (0)	2:05.16	27.80s	28.04s
3	Lady Of Hope	6	6.2m	15.2m (1)	7.8m (1)	2:05.26	27.29s	27.92s
4	Hesharley	7	9.3m	13.6m (0)	12.7m (0)	2:05.48	27.74s	27.80s
7	Heavens Gotta Wait	8	20.1m	23.6m (1)	15.6m (1)	2:06.28	27.25s	28.40s
8	Shes Got A Reason	9	22.7m	18.0m (0)	17.3m (0)	2:06.47	27.76s	28.47s

Finish Position and metres gained

First Arrow shows distance gain/loss from 2nd Qtr to 3rd Qtr,
Second Arrow shows distance gain/loss from 3rd Qtr to Finish
Blue arrow indicates best gain in these quarters.



Visual positions in race at 2nd Quarter



Visual positions in race at 3rd Quarter



Wagga Riverina Race 4 Distance 1740m

Friday, 1 August 2025



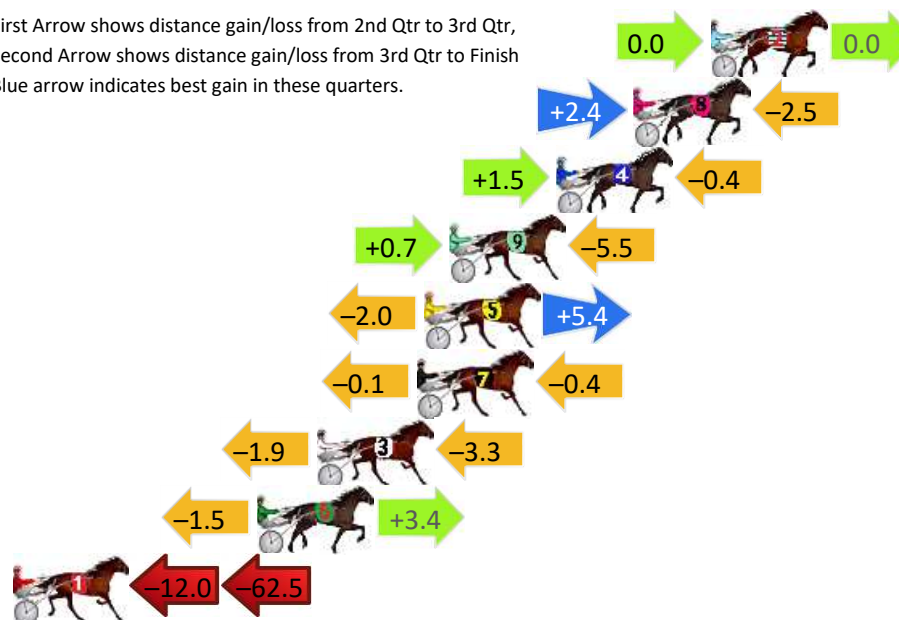
Gross Time: 2:03.50 MileRate: 1:54.30 LeadTime: 8.90s First Qtr: 29.20s Second Qtr: 30.20s Third Qtr: 28.10s Fourth Qtr: 27.10s

DATA TABLE: 800 / 400 Posi's are position from leader and (how wide the horse was at that position)

No	Horse	Plc	Mar	800 Posi	400 Posi	Time	3rd Qtr	4th Qt
2	Kimcando	1	0.0m	0.0m (0)	0.0m (0)	2:03.50	28.10s	27.10s
8	Fourth Response	2	3.1m	3.0m (1)	0.6m (1)	2:03.72	27.93s	27.28s
4	Elated	3	6.2m	7.3m (1)	5.8m (1)	2:03.94	27.99s	27.14s
9	Personified	4	10.5m	5.7m (0)	5.0m (0)	2:04.25	28.04s	27.51s
5	Ole Chester	5	11.5m	14.9m (0)	16.9m (1)	2:04.32	28.22s	26.76s
7	Beer Money	6	11.8m	11.3m (1)	11.4m (1)	2:04.34	28.09s	27.16s
3	Full Of Spice	7	15.8m	10.6m (0)	12.5m (0)	2:04.63	28.22s	27.37s
6	Significant Laz	8	18.2m	20.1m (0)	21.6m (0)	2:04.80	28.18s	26.92s
1	Millie Francis	9	184.4m	109.9m (0)	121.9m (0)	2:16.66	28.78s	31.90s

Finish Position and metres gained

First Arrow shows distance gain/loss from 2nd Qtr to 3rd Qtr,
Second Arrow shows distance gain/loss from 3rd Qtr to Finish
Blue arrow indicates best gain in these quarters.



Wagga Riverina Race 5 Distance 1740m

Friday, 1 August 2025

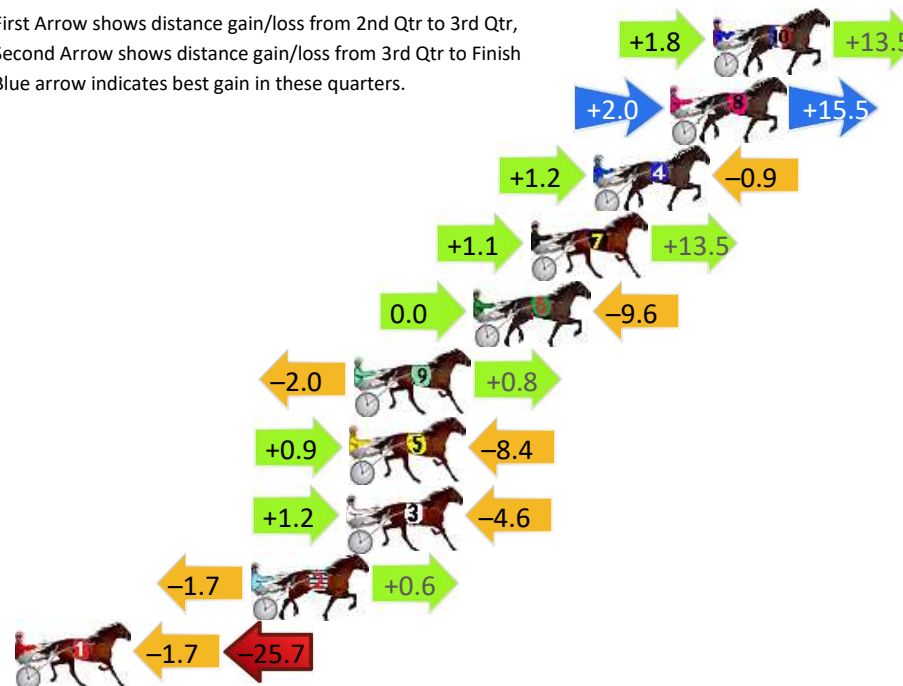
Gross Time: 2:05.20 MileRate: 1:55.80 LeadTime: 8.60s First Qtr: 29.60s Second Qtr: 29.80s Third Qtr: 28.70s Fourth Qtr: 28.50s

DATA TABLE: 800 / 400 Posi's are position from leader and (how wide the horse was at that position)

No	Horse	Plc	Mar	800 Posi	400 Posi	Time	3rd Qtr	4th Qt
10	Heavens Badgirl	1	0.0m	15.3m (1)	13.5m (1)	2:05.20	28.57s	27.54s
8	Fe Fe On Fire	2	1.7m	19.2m (1)	17.2m (1)	2:05.33	28.55s	27.41s
4	Bet Sheza Lady	3	4.8m	5.1m (0)	3.9m (0)	2:05.56	28.62s	28.58s
7	Im Harvey Specter	4	7.3m	21.9m (0)	20.8m (1)	2:05.75	28.62s	27.57s
6	Classic Beesmack	5	9.6m	0.0m (0)	0.0m (0)	2:05.92	28.70s	29.22s
9	Bolanalong	6	14.4m	13.2m (0)	15.2m (0)	2:06.28	28.84s	28.50s
5	Millwood Grace	7	14.6m	7.1m (1)	6.2m (1)	2:06.29	28.63s	29.15s
3	Shez Bettors Babe	8	14.7m	11.3m (1)	10.1m (2)	2:06.30	28.61s	28.88s
2	Thats The Attitude	9	18.5m	17.4m (0)	19.1m (0)	2:06.58	28.82s	28.52s
1	Crimson Rock	10	36.7m	9.3m (0)	11.0m (0)	2:07.95	28.82s	30.47s

Finish Position and metres gained

First Arrow shows distance gain/loss from 2nd Qtr to 3rd Qtr,
Second Arrow shows distance gain/loss from 3rd Qtr to Finish
Blue arrow indicates best gain in these quarters.



800

Visual positions in race at 2nd Quarter



400

Visual positions in race at 3rd Quarter



Powered by



Harness Analyser

Sectional Analysis Software

Not just form | Free Trial

www.facebook.com/PJHarnessRacing



RISE Digital, Harness Racing Australia nor the provider accepts any responsibility for the completeness or accuracy of any of the information contained herein, and makes no representations about its suitability for any particular purpose. Users should make their own judgements about those matters and/or seek independent advice. You assume all risks associated with use of data provided on this page

Wagga Riverina Race 6 Distance 1740m

Friday, 1 August 2025

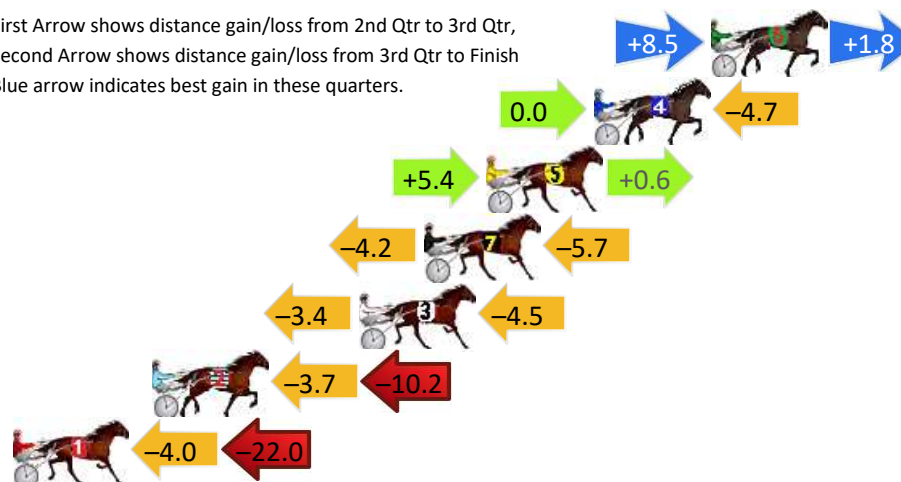
Gross Time: 2:06.20 MileRate: 1:56.80 LeadTime: 8.80s First Qtr: 31.10s Second Qtr: 30.90s Third Qtr: 27.60s Fourth Qtr: 27.80s

DATA TABLE: 800 / 400 Posi's are position from leader and (how wide the horse was at that position)

NoHorse	Plc	Mar	800 Posi	400 Posi	Time	3rd Qtr	4th Qt
6 McWizard	1	0.0m	10.3m (1)	1.8m (1)	2:06.20	27.01s	27.68s
4 Mister Boombastik	2	4.7m	0.0m (0)	0.0m (0)	2:06.54	27.60s	28.14s
5 Wazowski	3	9.0m	15.0m (1)	9.6m (2)	2:06.86	27.23s	27.80s
7 Ava Leanne	4	11.5m	1.6m (1)	5.8m (1)	2:07.04	27.89s	28.24s
3 Miki Loch	5	14.1m	6.2m (1)	9.6m (1)	2:07.23	27.83s	28.17s
2 Seventh Immortal	6	22.4m	8.5m (0)	12.2m (0)	2:07.84	27.86s	28.60s
1 Mister Raudonikis	7	30.1m	4.1m (0)	8.1m (0)	2:08.40	27.88s	29.44s

Finish Position and metres gained

First Arrow shows distance gain/loss from 2nd Qtr to 3rd Qtr,
Second Arrow shows distance gain/loss from 3rd Qtr to Finish
Blue arrow indicates best gain in these quarters.



800

Visual positions in race at 2nd Quarter



400

Visual positions in race at 3rd Quarter



Powered by



Harness Analyser

Sectional Analysis Software

Not just form | Free Trial

www.facebook.com/PJHarnessRacing



RISE Digital, Harness Racing Australia nor the provider accepts any responsibility for the completeness or accuracy of any of the information contained herein, and makes no representations about its suitability for any particular purpose. Users should make their own judgements about those matters and/or seek independent advice. You assume all risks associated with use of data provided on this page

Wagga Riverina Race 7 Distance 1740m

Friday, 1 August 2025


Gross Time: 2:03.40 MileRate: 1:54.10 LeadTime: 8.80s First Qtr: 28.70s Second Qtr: 29.00s Third Qtr: 28.00s Fourth Qtr: 28.90s

DATA TABLE: 800 / 400 Posi's are position from leader and (how wide the horse was at that position)

No	Horse	Plc	Mar	800 Posi	400 Posi	Time	3rd Qtr	4th Qt
10	Treacherous Belle	1	0.0m	4.0m (0)	4.8m (0)	2:03.40	28.06s	28.56s
6	Aromet Girl	2	2.5m	1.3m (1)	0.0m (1)	2:03.59	27.91s	29.09s
8	Play It Cool	3	3.0m	19.4m (1)	16.7m (2)	2:03.63	27.83s	27.95s
5	Rock The Nation	4	5.0m	15.1m (1)	12.7m (2)	2:03.78	27.85s	28.38s
3	Forever Onthe Punt	5	6.2m	10.5m (1)	8.8m (2)	2:03.87	27.89s	28.75s
1	Cinematic	6	10.3m	0.0m (0)	0.6m (0)	2:04.18	28.04s	29.64s
2	Fredee Tee	7	12.0m	8.1m (0)	9.1m (0)	2:04.31	28.08s	29.17s
7	Supersede	8	24.5m	16.3m (2)	26.0m (0)	2:05.26	28.70s	28.92s
4	Im Alrite	9	34.0m	5.6m (1)	6.2m (1)	2:05.98	28.05s	31.04s

Finish Position and metres gained

First Arrow shows distance gain/loss from 2nd Qtr to 3rd Qtr, Second Arrow shows distance gain/loss from 3rd Qtr to Finish
Blue arrow indicates best gain in these quarters.



Visual positions in race at 2nd Quarter



Visual positions in race at 3rd Quarter

Wagga Riverina Race 8 Distance 1740m

Friday, 1 August 2025


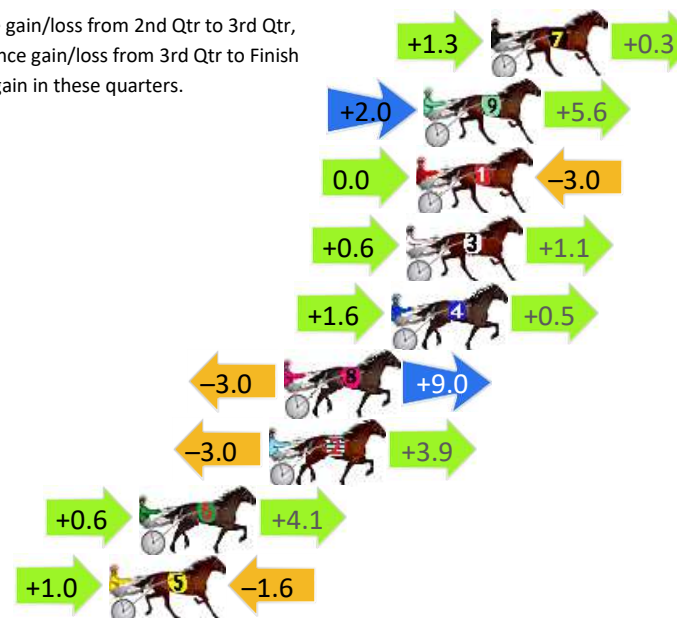
Gross Time: 2:03.20 MileRate: 1:53.90 LeadTime: 8.80s First Qtr: 29.40s Second Qtr: 30.90s Third Qtr: 27.00s Fourth Qtr: 27.10s

DATA TABLE: 800 / 400 Posi's are position from leader and (how wide the horse was at that position)

No	Horse	Plc	Mar	800 Posi	400 Posi	Time	3rd Qtr	4th Qt
7	Diamond Eclipse	1	0.0m	1.6m (1)	0.3m (1)	2:03.20	26.91s	27.08s
9	Alot Like Louie	2	2.7m	10.3m (1)	8.3m (1)	2:03.39	26.87s	26.73s
1	Captain Tom	3	3.0m	0.0m (0)	0.0m (0)	2:03.41	27.00s	27.31s
3	Business In Heaven	4	3.4m	5.1m (0)	4.5m (0)	2:03.44	26.96s	27.04s
4	Carlo Gambino	5	4.0m	6.1m (1)	4.5m (1)	2:03.49	26.89s	27.09s
8	Jimmy James Maguire	6	8.3m	14.3m (0)	17.3m (0)	2:03.79	27.20s	26.53s
2	Carbineer	7	8.9m	9.8m (0)	12.8m (0)	2:03.84	27.20s	26.88s
6	Shez The Reason	8	14.1m	18.8m (0)	18.2m (1)	2:04.21	26.96s	26.89s
5	Hes Charlies Angel	9	15.3m	14.7m (1)	13.7m (1)	2:04.29	26.93s	27.27s

Finish Position and metres gained

First Arrow shows distance gain/loss from 2nd Qtr to 3rd Qtr, Second Arrow shows distance gain/loss from 3rd Qtr to Finish
Blue arrow indicates best gain in these quarters.



800

Visual positions in race at 2nd Quarter



400

Visual positions in race at 3rd Quarter



Powered by



Harness Analyser

Sectional Analysis Software

Not just form | Free Trial

www.facebook.com/PJHarnessRacing



RISE Digital, Harness Racing Australia nor the provider accepts any responsibility for the completeness or accuracy of any of the information contained herein, and makes no representations about its suitability for any particular purpose. Users should make their own judgements about those matters and/or seek independent advice. You assume all risks associated with use of data provided on this page