

Menangle Race 1 Distance 1609m

Saturday, 2 August 2025


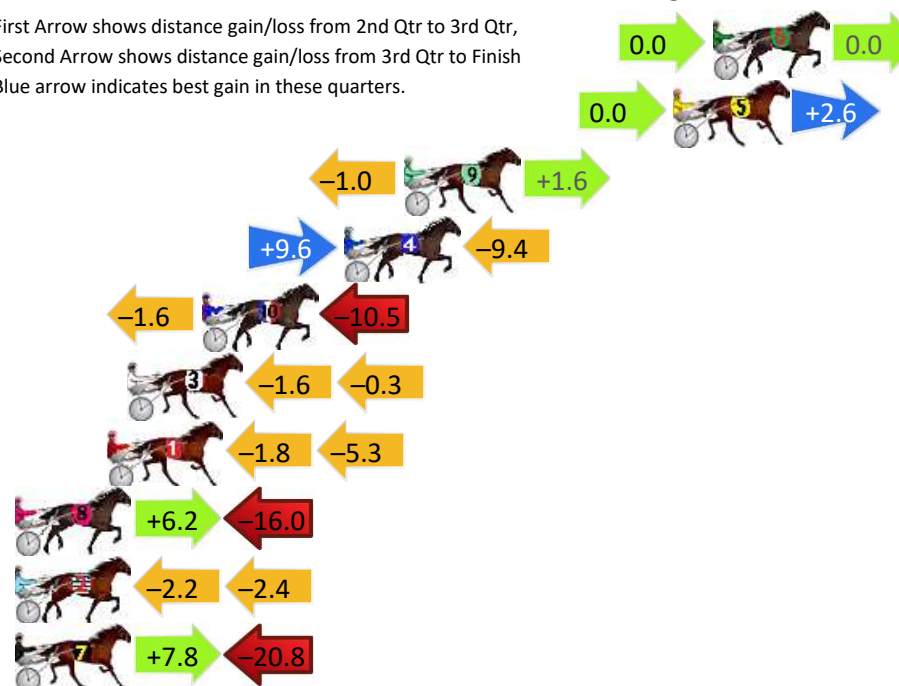
Gross Time: 1:50.50 MileRate: 1:50.50 LeadTime: 0.00s First Qtr: 26.10s Second Qtr: 30.10s Third Qtr: 28.30s Fourth Qtr: 26.00s

DATA TABLE: 800 / 400 Posi's are position from leader and (how wide the horse was at that position)

No	Horse	Plc	Mar	800 Posi	400 Posi	Time	3rd Qtr	4th Qt
6	War Dan Buddy	1	0.0m	0.0m (0)	0.0m (0)	1:50.50	28.30s	26.00s
5	Horn Player	2	1.6m	4.2m (0)	4.2m (0)	1:50.61	28.29s	25.83s
9	Major Perry	3	12.4m	13.0m (0)	14.0m (0)	1:51.35	28.36s	25.90s
4	Dance And Deliver	4	14.8m	15.0m (1)	5.4m (1)	1:51.52	27.68s	26.61s
10	Kanena Provlima	5	20.5m	8.4m (0)	10.0m (0)	1:51.91	28.44s	26.68s
3	Spirit Of Arion	6	23.5m	21.6m (0)	23.2m (1)	1:52.11	28.41s	26.02s
1	Guilty Party	7	24.3m	17.2m (0)	19.0m (0)	1:52.17	28.44s	26.34s
8	Surfers Delight	8	29.6m	19.8m (1)	13.6m (1)	1:52.53	27.93s	27.03s
2	Dangerous Threats	9	30.2m	25.6m (0)	27.8m (0)	1:52.57	28.46s	26.16s
7	No Heart Throb	10	38.2m	25.2m (1)	17.4m (2)	1:53.12	27.83s	27.34s

Finish Position and metres gained

First Arrow shows distance gain/loss from 2nd Qtr to 3rd Qtr,
Second Arrow shows distance gain/loss from 3rd Qtr to Finish
Blue arrow indicates best gain in these quarters.



800

Visual positions in race at 2nd Quarter



400

Visual positions in race at 3rd Quarter



Powered by



Harness Analyser

Sectional Analysis Software

Not just form | Free Trial

www.facebook.com/PJHarnessRacing



RISE Digital, Harness Racing Australia nor the provider accepts any responsibility for the completeness or accuracy of any of the information contained herein, and makes no representations about its suitability for any particular purpose. Users should make their own judgements about those matters and/or seek independent advice. You assume all risks associated with use of data provided on this page

Menangle Race 2 Distance 2300m

Saturday, 2 August 2025

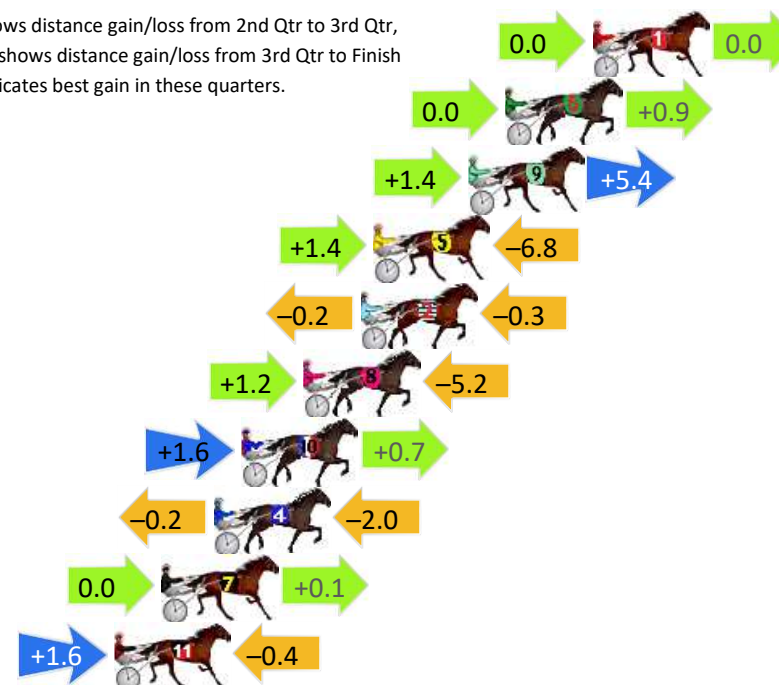
Gross Time: 2:48.30 MileRate: 1:57.70 LeadTime: 51.80s First Qtr: 31.70s Second Qtr: 29.90s Third Qtr: 28.30s Fourth Qtr: 26.60s

DATA TABLE: 800 / 400 Posi's are position from leader and (how wide the horse was at that position)

No	Horse	Plc	Mar	800 Posi	400 Posi	Time	3rd Qtr	4th Qt
1	Donegal Luther	1	0.0m	0.0m (0)	0.0m (0)	2:48.30	28.30s	26.60s
6	Alta Sierra	2	3.5m	4.4m (0)	4.4m (0)	2:48.55	28.30s	26.54s
9	More Gooda	3	5.0m	11.8m (1)	10.4m (1)	2:48.65	28.19s	26.24s
5	Jordy	4	8.8m	3.4m (1)	2.0m (1)	2:48.92	28.22s	27.05s
2	Bartello	5	9.3m	8.8m (0)	9.0m (0)	2:48.95	28.31s	26.62s
8	Montefiore	6	11.6m	7.6m (1)	6.4m (1)	2:49.11	28.23s	26.94s
10	Raging Sea	7	14.1m	16.4m (1)	14.8m (1)	2:49.29	28.19s	26.55s
4	Obadiah Dragon	8	15.2m	13.0m (0)	13.2m (0)	2:49.37	28.32s	26.73s
7	Our Uncle Jim	9	17.3m	17.4m (0)	17.4m (0)	2:49.51	28.30s	26.59s
11	Jalaneel	10	19.2m	20.4m (1)	18.8m (1)	2:49.65	28.19s	26.63s

Finish Position and metres gained

First Arrow shows distance gain/loss from 2nd Qtr to 3rd Qtr,
Second Arrow shows distance gain/loss from 3rd Qtr to Finish
Blue arrow indicates best gain in these quarters.



800

Visual positions in race at 2nd Quarter



400

Visual positions in race at 3rd Quarter



Powered by



Harness Analyser

Sectional Analysis Software

Not just form | Free Trial

www.facebook.com/PJHarnessRacing



RISE Digital, Harness Racing Australia nor the provider accepts any responsibility for the completeness or accuracy of any of the information contained herein, and makes no representations about its suitability for any particular purpose. Users should make their own judgements about those matters and/or seek independent advice. You assume all risks associated with use of data provided on this page

Menangle Race 3 Distance 1609m

Saturday, 2 August 2025

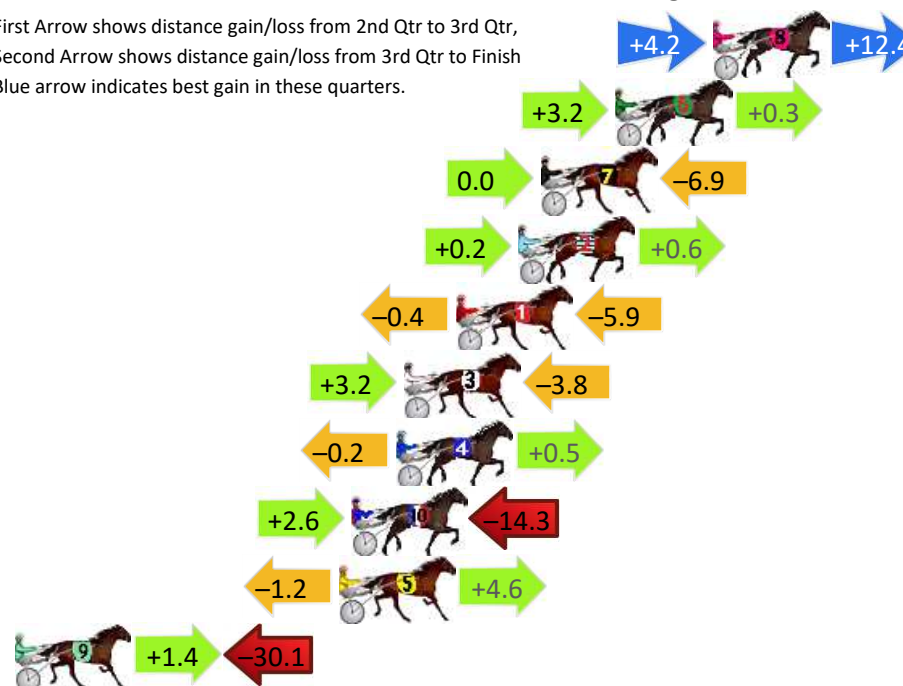
Gross Time: 1:51.30 MileRate: 1:51.30 LeadTime: 0.00s First Qtr: 26.40s Second Qtr: 30.20s Third Qtr: 27.50s Fourth Qtr: 27.20s

DATA TABLE: 800 / 400 Posi's are position from leader and (how wide the horse was at that position)

No	Horse	Plc	Mar	800 Posi	400 Posi	Time	3rd Qtr	4th Qt
8	Roclea Image	1	0.0m	16.6m (1)	12.4m (2)	1:51.30	27.21s	26.36s
6	Boom	2	3.9m	7.4m (1)	4.2m (1)	1:51.58	27.28s	27.18s
7	Double Act	3	6.9m	0.0m (0)	0.0m (0)	1:51.79	27.50s	27.67s
2	Promising	4	7.8m	8.6m (0)	8.4m (0)	1:51.86	27.49s	27.16s
1	Caulonia Courage	5	10.3m	4.0m (0)	4.4m (0)	1:52.04	27.53s	27.60s
3	Lamandier	6	12.4m	11.8m (1)	8.6m (1)	1:52.19	27.28s	27.46s
4	Sheffield Sparky	7	12.7m	13.0m (0)	13.2m (0)	1:52.21	27.51s	27.17s
10	Mach Da Vinci	8	14.5m	2.8m (1)	0.2m (1)	1:52.34	27.33s	28.17s
5	Roll Up	9	15.0m	18.4m (0)	19.6m (0)	1:52.37	27.58s	26.89s
9	Faze Of Glory	10	49.3m	20.6m (1)	19.2m (1)	1:54.83	27.42s	29.24s

Finish Position and metres gained

First Arrow shows distance gain/loss from 2nd Qtr to 3rd Qtr,
Second Arrow shows distance gain/loss from 3rd Qtr to Finish
Blue arrow indicates best gain in these quarters.



800

Visual positions in race at 2nd Quarter



400

Visual positions in race at 3rd Quarter



Powered by



Harness Analyser

Sectional Analysis Software

Not just form | Free Trial

www.facebook.com/PJHarnessRacing



RISE Digital, Harness Racing Australia nor the provider accepts any responsibility for the completeness or accuracy of any of the information contained herein, and makes no representations about its suitability for any particular purpose. Users should make their own judgements about those matters and/or seek independent advice. You assume all risks associated with use of data provided on this page

Menangle Race 4 Distance 1609m

Saturday, 2 August 2025


Gross Time: 1:55.40 MileRate: 1:55.40 LeadTime: 0.00s First Qtr: 27.40s Second Qtr: 31.60s Third Qtr: 29.20s Fourth Qtr: 27.20s

DATA TABLE: 800 / 400 Posi's are position from leader and (how wide the horse was at that position)

No	Horse	Plc	Mar	800 Posi	400 Posi	Time	3rd Qtr	4th Qt
1	Tukaha	1	0.0m	0.0m (0)	0.0m (0)	1:55.40	29.20s	27.20s
2	Yukon Be Serious	2	4.5m	8.2m (0)	8.0m (0)	1:55.72	29.18s	26.96s
11	Grosso Naso	3	5.6m	21.0m (1)	12.8m (1)	1:55.80	28.61s	26.71s
7	Rebounder	4	8.5m	12.8m (1)	4.4m (1)	1:56.01	28.62s	27.48s
3	The Greek General	5	9.3m	4.2m (0)	4.0m (0)	1:56.07	29.20s	27.56s
10	Skittle Bomb	6	10.1m	16.6m (1)	8.6m (1)	1:56.12	28.64s	27.30s
9	Cheddar Valley	7	13.1m	16.6m (0)	16.8m (0)	1:56.34	29.20s	26.95s
12	Our Rebel Yell	8	13.2m	25.4m (1)	17.0m (1)	1:56.35	28.60s	26.94s
8	Fliptop Bottleshop	9	17.2m	22.0m (0)	21.8m (0)	1:56.63	29.17s	26.89s
4	Major Mickey	10	20.5m	12.2m (0)	12.2m (0)	1:56.87	29.22s	27.76s

Finish Position and metres gained

First Arrow shows distance gain/loss from 2nd Qtr to 3rd Qtr,
Second Arrow shows distance gain/loss from 3rd Qtr to Finish
Blue arrow indicates best gain in these quarters.



800

Visual positions in race at 2nd Quarter



400

Visual positions in race at 3rd Quarter

Menangle Race 5 Distance 2300m

Saturday, 2 August 2025


Gross Time: 2:42.80 MileRate: 1:53.90 LeadTime: 49.10s First Qtr: 29.60s Second Qtr: 29.20s Third Qtr: 27.50s Fourth Qtr: 27.40s

DATA TABLE: 800 / 400 Posi's are position from leader and (how wide the horse was at that position)

NoHorse	Plc	Mar	800 Posi	400 Posi	Time	3rd Qtr	4th Qt
9 Captains Knock	1	0.0m	4.0m (0)	4.8m (0)	2:42.80	27.55s	27.07s
4 Kingman	2	2.7m	0.0m (0)	0.0m (0)	2:42.99	27.50s	27.58s
10 Bay Of Biscay	3	7.1m	4.4m (1)	3.2m (1)	2:43.31	27.42s	27.67s
5 Ardens Ace	4	11.3m	11.8m (0)	15.4m (1)	2:43.61	27.75s	27.12s
2 Chevron Art	5	16.9m	7.8m (0)	11.8m (0)	2:44.02	27.77s	27.75s
8 Skylord	6	17.0m	20.6m (0)	23.8m (1)	2:44.03	27.72s	26.94s
1 Petes Said So	7	18.0m	16.2m (0)	19.8m (1)	2:44.10	27.75s	27.28s
7 Ubetcha Tigerpie	8	18.9m	9.2m (1)	7.8m (1)	2:44.16	27.41s	28.16s
3 Cya Art	9	21.8m	17.6m (1)	16.8m (2)	2:44.37	27.45s	27.74s
6 Im The Falcon	10	22.1m	13.4m (1)	12.4m (2)	2:44.39	27.43s	28.06s

Finish Position and metres gained

First Arrow shows distance gain/loss from 2nd Qtr to 3rd Qtr,
Second Arrow shows distance gain/loss from 3rd Qtr to Finish
Blue arrow indicates best gain in these quarters.



800

Visual positions in race at 2nd Quarter



400

Visual positions in race at 3rd Quarter



Powered by



Harness Analyser

Sectional Analysis Software

Not just form | Free Trial

www.facebook.com/PJHarnessRacing



RISE Digital, Harness Racing Australia nor the provider accepts any responsibility for the completeness or accuracy of any of the information contained herein, and makes no representations about its suitability for any particular purpose. Users should make their own judgements about those matters and/or seek independent advice. You assume all risks associated with use of data provided on this page

Menangle Race 6 Distance 1609m

Saturday, 2 August 2025


Gross Time: 1:52.60 MileRate: 1:52.60 LeadTime: 0.00s First Qtr: 26.80s Second Qtr: 29.50s Third Qtr: 28.60s Fourth Qtr: 27.70s

DATA TABLE: 800 / 400 Posi's are position from leader and (how wide the horse was at that position)

No	Horse	Plc	Mar	800 Posi	400 Posi	Time	3rd Qtr	4th Qt
11	Sir Jimmy	1	0.0m	3.0m (1)	3.4m (1)	1:52.60	28.62s	27.47s
1	Bandit Eyes	2	5.3m	4.0m (0)	4.0m (0)	1:52.99	28.60s	27.79s
9	Chicago Bart	3	7.2m	0.0m (0)	0.0m (0)	1:53.12	28.61s	28.20s
4	Miki Be Good	4	9.7m	7.0m (1)	7.6m (1)	1:53.31	28.64s	27.84s
8	Applied	5	11.6m	19.4m (1)	21.2m (0)	1:53.45	28.72s	27.04s
6	Scarlett May	6	11.9m	16.0m (0)	15.6m (0)	1:53.47	28.57s	27.45s
10	Royal Division	7	14.6m	24.8m (1)	25.0m (2)	1:53.66	28.60s	26.98s
7	Maurlen Boy	8	14.7m	15.0m (1)	19.4m (2)	1:53.67	28.90s	27.38s
5	Til Heavens Rockn	9	15.1m	11.0m (1)	18.4m (1)	1:53.70	29.11s	27.47s
3	Arnies Army	10	19.1m	8.8m (0)	11.6m (0)	1:53.99	28.80s	28.22s


Finish Position and metres gained

First Arrow shows distance gain/loss from 2nd Qtr to 3rd Qtr,
Second Arrow shows distance gain/loss from 3rd Qtr to Finish
Blue arrow indicates best gain in these quarters.



800

Visual positions in race at 2nd Quarter



400

Visual positions in race at 3rd Quarter



Powered by



Harness Analyser

Sectional Analysis Software

Not just form | Free Trial

www.facebook.com/PJHarnessRacing



RISE Digital, Harness Racing Australia nor the provider accepts any responsibility for the completeness or accuracy of any of the information contained herein, and makes no representations about its suitability for any particular purpose. Users should make their own judgements about those matters and/or seek independent advice. You assume all risks associated with use of data provided on this page

Menangle Race 7 Distance 1609m

Saturday, 2 August 2025

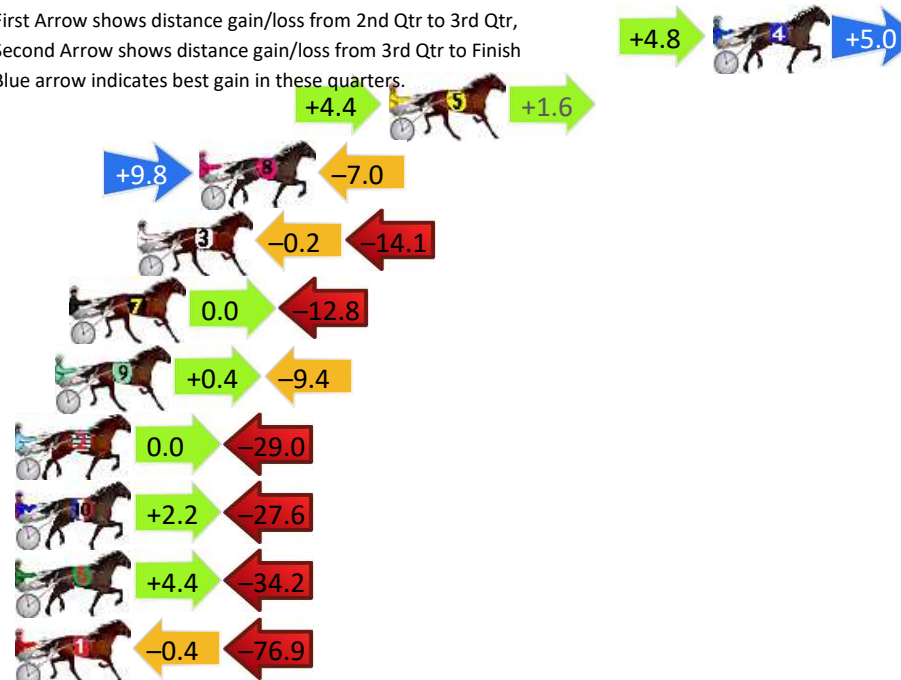
Gross Time: 1:51.90 MileRate: 1:51.90 LeadTime: 0.00s First Qtr: 26.40s Second Qtr: 29.10s Third Qtr: 29.40s Fourth Qtr: 27.00s

DATA TABLE: 800 / 400 Posi's are position from leader and (how wide the horse was at that position)

NoHorse	Plc	Mar	800 Posi	400 Posi	Time	3rd Qtr	4th Qt
4 Go Miki	1	0.0m	9.8m (1)	5.0m (2)	1:51.90	29.05s	26.66s
5 Captain Bart	2	13.0m	19.0m (1)	14.6m (2)	1:52.82	29.09s	26.89s
8 Sao Paulo Simba	3	20.6m	23.4m (1)	13.6m (3)	1:53.37	28.73s	27.47s
3 Lit The Wick	4	23.1m	8.8m (0)	9.0m (1)	1:53.54	29.46s	27.95s
7 Petes Crunch Time	5	25.8m	13.0m (0)	13.0m (1)	1:53.73	29.44s	27.86s
9 Seasider	6	26.4m	17.4m (0)	17.0m (1)	1:53.78	29.40s	27.63s
2 Soho The Real Deal	7	29.0m	0.0m (0)	0.0m (0)	1:53.96	29.49s	28.95s
10 Mike Ross	8	31.0m	5.6m (1)	3.4m (1)	1:54.10	29.33s	28.85s
6 Perfect Stranger	9	44.4m	14.6m (1)	10.2m (2)	1:55.06	29.19s	29.30s
1 Half Holiday	10	81.7m	4.4m (0)	4.8m (0)	1:57.71	29.66s	32.16s

Finish Position and metres gained

First Arrow shows distance gain/loss from 2nd Qtr to 3rd Qtr,
Second Arrow shows distance gain/loss from 3rd Qtr to Finish
Blue arrow indicates best gain in these quarters.



Visual positions in race at 2nd Quarter

800



Visual positions in race at 3rd Quarter

400



Powered by



Harness Analyser

Sectional Analysis Software

Not just form | Free Trial

www.facebook.com/PJHarnessRacing



RISE Digital, Harness Racing Australia nor the provider accepts any responsibility for the completeness or accuracy of any of the information contained herein, and makes no representations about its suitability for any particular purpose. Users should make their own judgements about those matters and/or seek independent advice. You assume all risks associated with use of data provided on this page

Menangle Race 8 Distance 2300m

Saturday, 2 August 2025

Gross Time: 2:55.00

MileRate: 2:02.40

LeadTime: 56.20s

First Qtr: 28.90s

Second Qtr: 31.20s

Third Qtr: 29.80s


Fourth Qtr: 28.90s

DATA TABLE: 800 / 400 Posi's are position from leader and (how wide the horse was at that position)

NoHorse	Plc	Mar	800 Posi	400 Posi	Time	3rd Qtr	4th Qt
7 Rakero Blaze	1	0.0m	0.0m (0)	0.0m (0)	2:55.00	29.80s	28.90s
3 Johns Boy	2	0.3m	12.0m (0)	12.6m (1)	2:55.02	29.83s	28.02s
1 Hes A Hammer	3	7.2m	7.8m (0)	8.8m (0)	2:55.55	29.87s	28.79s
9 Sheetweb Weaver	4	7.7m	6.2m (1)	5.0m (1)	2:55.58	29.72s	29.09s
4 Malibuu	5	7.7m	3.8m (0)	4.4m (0)	2:55.58	29.85s	29.14s
11 Leaf Stride	6	11.2m	10.6m (1)	8.8m (2)	2:55.85	29.67s	29.07s
10 Courage Stride	7	13.8m	16.0m (0)	17.0m (0)	2:56.05	29.87s	28.67s
6 Speedy Lover	8	14.9m	15.2m (1)	12.8m (2)	2:56.13	29.63s	29.05s
5 Aldebaran Jensen	9	19.7m	20.0m (0)	21.2m (0)	2:56.49	29.89s	28.79s
8 Affaire De Cover	10	27.6m	24.2m (1)	20.6m (2)	2:57.09	29.55s	29.40s
12 Sunny Gee	11	30.1m	24.0m (0)	25.8m (0)	2:57.28	29.94s	29.21s
2 Super Service	12	30.7m	19.4m (1)	16.6m (1)	2:57.33	29.61s	29.91s


Finish Position and metres gained

First Arrow shows distance gain/loss from 2nd Qtr to 3rd Qtr,
Second Arrow shows distance gain/loss from 3rd Qtr to Finish
Blue arrow indicates best gain in these quarters.



800

Visual positions in race at 2nd Quarter



400

Visual positions in race at 3rd Quarter



Powered by



Harness Analyser

Sectional Analysis Software

Not just form | Free Trial

www.facebook.com/PJHarnessRacing



RISE Digital, Harness Racing Australia nor the provider accepts any responsibility for the completeness or accuracy of any of the information contained herein, and makes no representations about its suitability for any particular purpose. Users should make their own judgements about those matters and/or seek independent advice. You assume all risks associated with use of data provided on this page

Menangle Race 9 Distance 1609m

Saturday, 2 August 2025

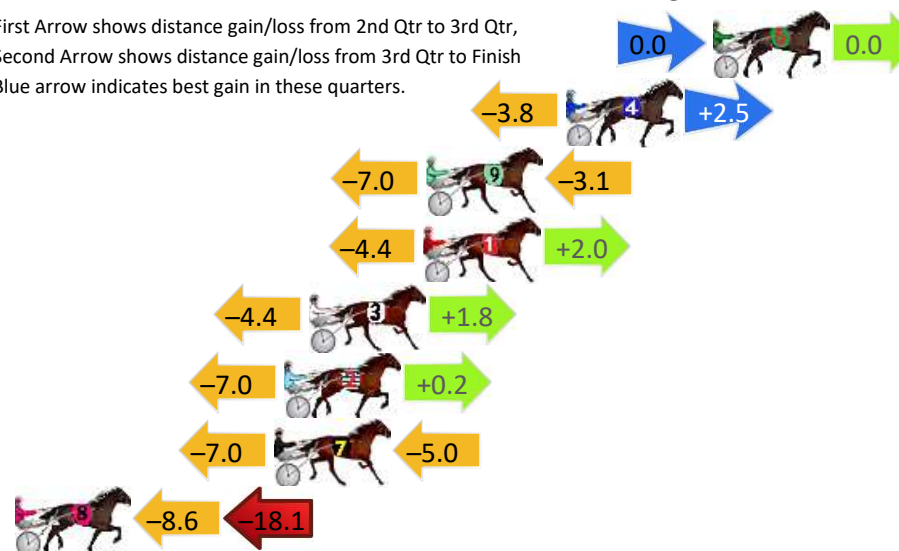
Gross Time: 1:51.20 MileRate: 1:51.20 LeadTime: 0.00s First Qtr: 26.20s Second Qtr: 29.30s Third Qtr: 27.70s Fourth Qtr: 28.00s

DATA TABLE: 800 / 400 Posi's are position from leader and (how wide the horse was at that position)

No	Horse	Plc	Mar	800 Posi	400 Posi	Time	3rd Qtr	4th Qt
6	Bella Danza	1	0.0m	0.0m (0)	0.0m (0)	1:51.20	27.70s	28.00s
4	My Crackling Rosie	2	5.9m	4.6m (0)	8.4m (0)	1:51.63	27.96s	27.83s
9	Kiss	3	11.5m	1.4m (1)	8.4m (1)	1:52.05	28.18s	28.22s
1	Our Saydie Kay	4	11.6m	9.2m (0)	13.6m (0)	1:52.05	28.01s	27.86s
3	Zenxena	5	16.2m	13.6m (0)	18.0m (0)	1:52.39	28.01s	27.87s
2	The Answer	6	17.2m	10.4m (1)	17.4m (2)	1:52.47	28.18s	27.99s
7	Missaudacious	7	17.6m	5.6m (1)	12.6m (2)	1:52.50	28.18s	28.35s
8	Heavenly Holly	8	41.7m	15.0m (1)	23.6m (1)	1:54.27	28.29s	29.26s


Finish Position and metres gained

First Arrow shows distance gain/loss from 2nd Qtr to 3rd Qtr,
Second Arrow shows distance gain/loss from 3rd Qtr to Finish
Blue arrow indicates best gain in these quarters.



800

Visual positions in race at 2nd Quarter



400

Visual positions in race at 3rd Quarter



Powered by



Harness Analyser

Sectional Analysis Software

Not just form | Free Trial

www.facebook.com/PJHarnessRacing



RISE Digital, Harness Racing Australia nor the provider accepts any responsibility for the completeness or accuracy of any of the information contained herein, and makes no representations about its suitability for any particular purpose. Users should make their own judgements about those matters and/or seek independent advice. You assume all risks associated with use of data provided on this page