

Menangle Race 1 Distance 1609m

Monday, 4 August 2025


Gross Time: 1:58.50 MileRate: 1:56.30 LeadTime: 0.00s First Qtr: 29.30s Second Qtr: 30.40s Third Qtr: 29.50s Fourth Qtr: 29.30s

DATA TABLE: 800 / 400 Posi's are position from leader and (how wide the horse was at that position)

No	Horse	Plc	Mar	800 Posi	400 Posi	Time	3rd Qtr	4th Qt
9	Valley Star	1	0.0m	6.6m (1)	6.6m (2)	1:58.50	29.50s	28.82s
3	Nothing I Want	2	1.2m	9.0m (0)	11.0m (1)	1:58.59	29.64s	28.59s
7	Last Clansman	3	1.3m	11.4m (1)	10.6m (3)	1:58.60	29.44s	28.62s
8	Chief Runningcloud	4	1.9m	0.0m (0)	0.0m (0)	1:58.65	29.50s	29.44s
4	Itz Trixton Time	5	5.5m	2.4m (1)	2.4m (1)	1:58.92	29.50s	29.53s
12	Affaire De Cover	6	6.0m	23.4m (0)	24.4m (1)	1:58.96	29.57s	27.96s
1	Phoebe Majestic	7	6.4m	19.0m (0)	20.2m (1)	1:58.99	29.58s	28.29s
11	Super Service	8	9.1m	20.4m (1)	21.4m (2)	1:59.20	29.57s	28.40s
5	Majestic Sunday	9	10.3m	14.6m (0)	16.2m (1)	1:59.29	29.62s	28.87s
10	Andover Sun	10	22.2m	24.6m (1)	26.0m (2)	2:00.21	29.60s	29.02s
6	Burkhardt	11	30.7m	16.4m (1)	17.4m (2)	2:00.86	29.58s	30.27s
2	Majestic Connies	12	39.4m	4.4m (0)	7.2m (0)	2:01.53	29.71s	31.65s

Finish Position and metres gained

First Arrow shows distance gain/loss from 2nd Qtr to 3rd Qtr,
Second Arrow shows distance gain/loss from 3rd Qtr to Finish
Blue arrow indicates best gain in these quarters.



800

Visual positions in race at 2nd Quarter



400

Visual positions in race at 3rd Quarter



Powered by



Harness Analyser

Sectional Analysis Software

Not just form | Free Trial

www.facebook.com/PJHarnessRacing



RISE Digital, Harness Racing Australia nor the provider accepts any responsibility for the completeness or accuracy of any of the information contained herein, and makes no representations about its suitability for any particular purpose. Users should make their own judgements about those matters and/or seek independent advice. You assume all risks associated with use of data provided on this page

Menangle Race 2 Distance 1609m

Monday, 4 August 2025


Gross Time: 1:55.50 MileRate: 1:55.50 LeadTime: 0.00s First Qtr: 28.60s Second Qtr: 31.00s Third Qtr: 29.20s Fourth Qtr: 26.70s

DATA TABLE: 800 / 400 Posi's are position from leader and (how wide the horse was at that position)

No	Horse	Plc	Mar	800 Posi	400 Posi	Time	3rd Qtr	4th Qt
2	Oshley	1	0.0m	4.4m (0)	4.4m (0)	1:55.50	29.19s	26.41s
6	Lochinvar Leader	2	2.5m	0.0m (0)	0.0m (0)	1:55.68	29.21s	26.87s
9	Sentosar	3	8.3m	12.8m (0)	12.6m (0)	1:56.08	29.17s	26.41s
3	Wheres My Reason	4	9.7m	9.2m (1)	8.8m (1)	1:56.18	29.18s	26.76s
5	Naturally Bettor	5	10.7m	13.6m (1)	12.8m (1)	1:56.25	29.14s	26.56s
4	Between Decks	6	11.7m	8.6m (0)	8.4m (0)	1:56.32	29.20s	26.92s
1	Dynamite Danni	7	23.4m	17.2m (0)	17.8m (0)	1:57.15	29.26s	27.07s
7	Tennessee Kid	8	46.0m	18.4m (1)	22.2m (2)	1:58.74	29.54s	28.28s
8	Soho Majestic	9	146.4m	5.0m (1)	18.6m (1)	2:05.80	30.54s	35.18s

Finish Position and metres gained

First Arrow shows distance gain/loss from 2nd Qtr to 3rd Qtr,
Second Arrow shows distance gain/loss from 3rd Qtr to Finish
Blue arrow indicates best gain in these quarters.



800

Visual positions in race at 2nd Quarter



400

Visual positions in race at 3rd Quarter



Powered by



Harness Analyser

Sectional Analysis Software

Not just form | Free Trial

www.facebook.com/PJHarnessRacing



RISE Digital, Harness Racing Australia nor the provider accepts any responsibility for the completeness or accuracy of any of the information contained herein, and makes no representations about its suitability for any particular purpose. Users should make their own judgements about those matters and/or seek independent advice. You assume all risks associated with use of data provided on this page

Menangle Race 3 Distance 1609m

Monday, 4 August 2025


Gross Time: 1:55.10 MileRate: 1:55.10 LeadTime: 0.00s First Qtr: 28.00s Second Qtr: 29.40s Third Qtr: 28.20s Fourth Qtr: 29.50s

DATA TABLE: 800 / 400 Posi's are position from leader and (how wide the horse was at that position)

No	Horse	Plc	Mar	800 Posi	400 Posi	Time	3rd Qtr	4th Qt
8	Longtan Viper	1	0.0m	18.6m (1)	14.4m (2)	1:55.10	27.92s	28.44s
3	Sunshine Karamea	2	1.7m	7.2m (1)	6.0m (1)	1:55.23	28.12s	29.18s
6	Mickey Be Nimble	3	2.2m	0.0m (0)	0.0m (0)	1:55.27	28.20s	29.66s
2	What For	4	3.3m	9.2m (0)	13.6m (0)	1:55.36	28.53s	28.74s
9	Time To Dance	5	6.5m	29.8m (1)	18.4m (2)	1:55.60	27.40s	28.63s
5	Sapphiresndiamonds	6	7.1m	11.4m (1)	10.2m (1)	1:55.65	28.12s	29.27s
1	Bellrivergirl	7	25.4m	13.2m (0)	19.0m (0)	1:57.06	28.61s	29.97s
7	Hesaa Lister	8	27.5m	4.8m (0)	9.6m (0)	1:57.23	28.52s	30.81s
4	Get Us A Tinny	9	37.1m	18.6m (0)	23.6m (0)	1:57.97	28.54s	30.49s
10	Are Bee Tee	10	62.5m	26.8m (0)	27.8m (1)	1:59.93	28.22s	32.04s

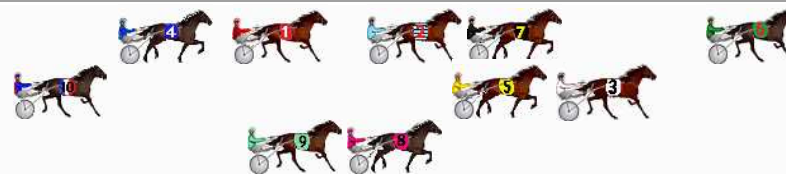
Finish Position and metres gained

First Arrow shows distance gain/loss from 2nd Qtr to 3rd Qtr, Second Arrow shows distance gain/loss from 3rd Qtr to Finish Blue arrow indicates best gain in these quarters.



800

Visual positions in race at 2nd Quarter



400

Visual positions in race at 3rd Quarter



Powered by



Harness Analyser

Sectional Analysis Software

Not just form | Free Trial

www.facebook.com/PJHarnessRacing



RISE Digital, Harness Racing Australia nor the provider accepts any responsibility for the completeness or accuracy of any of the information contained herein, and makes no representations about its suitability for any particular purpose. Users should make their own judgements about those matters and/or seek independent advice. You assume all risks associated with use of data provided on this page

Menangle Race 4 Distance 1609m

Monday, 4 August 2025




Gross Time: 1:54.90 MileRate: 1:54.90 LeadTime: 0.00s First Qtr: 28.50s Second Qtr: 29.30s Third Qtr: 28.70s Fourth Qtr: 28.40s

DATA TABLE: 800 / 400 Posi's are position from leader and (how wide the horse was at that position)

No	Horse	Plc	Mar	800 Posi	400 Posi	Time	3rd Qtr	4th Qt
9	Larrikin Lenny	1	0.0m	0.0m (0)	0.0m (0)	1:54.90	28.70s	28.40s
4	Classicmajor	2	1.8m	7.6m (1)	8.6m (1)	1:55.03	28.77s	27.92s
8	Playful Miss	3	9.8m	12.0m (0)	18.0m (1)	1:55.63	29.12s	27.82s
5	Watch Me React	4	10.3m	3.8m (1)	4.8m (0)	1:55.67	28.77s	28.79s
3	Halloween	5	14.4m	11.6m (1)	13.2m (1)	1:55.97	28.81s	28.48s
6	Brookessmartdancer	6	18.1m	16.0m (0)	22.2m (1)	1:56.25	29.14s	28.11s
1	Dream To Dance	7	18.2m	8.0m (0)	14.0m (0)	1:56.26	29.13s	28.70s
7	Deecce Rockin	8	18.8m	15.8m (1)	17.4m (2)	1:56.30	28.81s	28.50s
2	Gentle Giant	9	22.7m	4.0m (0)	9.8m (0)	1:56.59	29.12s	29.31s
10	Jogalong Blue	10	26.8m	35.0m (0)	30.0m (0)	1:56.90	28.34s	28.17s

Finish Position and metres gained

First Arrow shows distance gain/loss from 2nd Qtr to 3rd Qtr,
Second Arrow shows distance gain/loss from 3rd Qtr to Finish
Blue arrow indicates best gain in these quarters.



Menangle Race 5 Distance 1609m

Monday, 4 August 2025

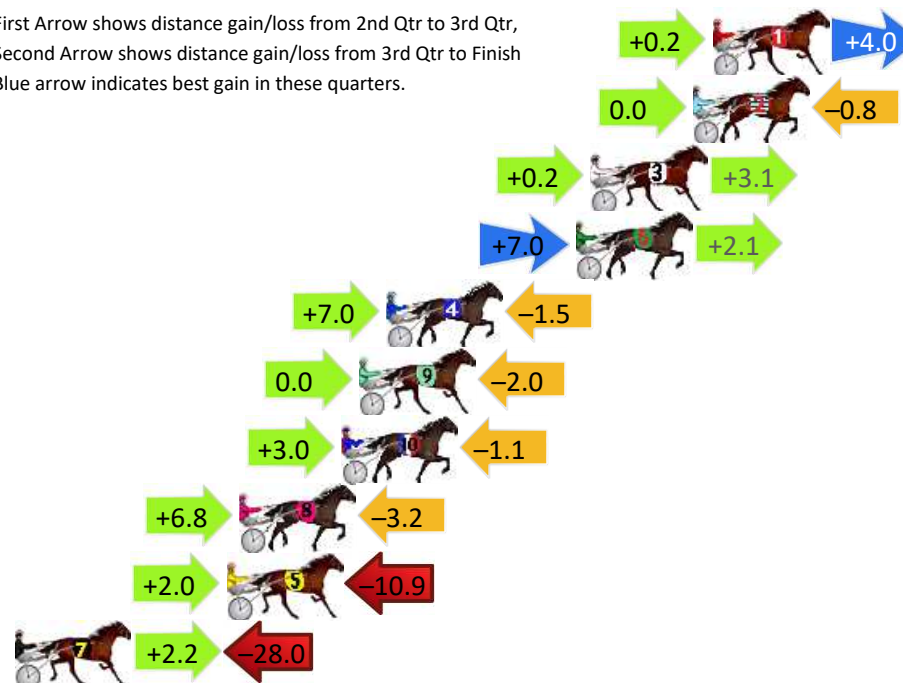
Gross Time: 1:54.50 MileRate: 1:54.50 LeadTime: 0.00s First Qtr: 27.70s Second Qtr: 29.80s Third Qtr: 29.70s Fourth Qtr: 27.30s

DATA TABLE: 800 / 400 Posi's are position from leader and (how wide the horse was at that position)

No	Horse	Plc	Mar	800 Posi	400 Posi	Time	3rd Qtr	4th Qt
1	Our Rocky	1	0.0m	4.2m (0)	4.0m (0)	1:54.50	29.67s	27.03s
2	A Vapar Storm	2	0.8m	0.0m (0)	0.0m (0)	1:54.56	29.70s	27.35s
3	Parallel	3	4.9m	8.2m (0)	8.0m (0)	1:54.85	29.68s	27.09s
6	Devils Bling	4	5.5m	14.6m (1)	7.6m (2)	1:54.90	29.20s	27.16s
4	Birdy Gal	5	13.1m	18.6m (1)	11.6m (2)	1:55.44	29.21s	27.40s
9	Caribbean Runa	6	14.2m	12.2m (0)	12.2m (0)	1:55.52	29.71s	27.44s
10	Glenburns Waters	7	14.9m	16.8m (0)	13.8m (1)	1:55.57	29.49s	27.37s
8	Ripstone Shorter	8	19.0m	22.6m (1)	15.8m (2)	1:55.87	29.23s	27.52s
5	Bo Duke	9	19.5m	10.6m (1)	8.6m (1)	1:55.90	29.59s	28.04s
7	Lachies Ideal	10	32.0m	6.2m (1)	4.0m (1)	1:56.80	29.63s	29.20s

Finish Position and metres gained

First Arrow shows distance gain/loss from 2nd Qtr to 3rd Qtr,
Second Arrow shows distance gain/loss from 3rd Qtr to Finish
Blue arrow indicates best gain in these quarters.



800

Visual positions in race at 2nd Quarter



400

Visual positions in race at 3rd Quarter



Powered by



Harness Analyser

Sectional Analysis Software

Not just form | Free Trial

www.facebook.com/PJHarnessRacing



RISE Digital, Harness Racing Australia nor the provider accepts any responsibility for the completeness or accuracy of any of the information contained herein, and makes no representations about its suitability for any particular purpose. Users should make their own judgements about those matters and/or seek independent advice. You assume all risks associated with use of data provided on this page

Menangle Race 6 Distance 1609m

Monday, 4 August 2025


Gross Time: 1:53.40 MileRate: 1:53.40 LeadTime: 0.00s First Qtr: 26.90s Second Qtr: 29.80s Third Qtr: 28.80s Fourth Qtr: 27.90s

DATA TABLE: 800 / 400 Posi's are position from leader and (how wide the horse was at that position)

No	Horse	Plc	Mar	800 Posi	400 Posi	Time	3rd Qtr	4th Qt
6	Le Twist	1	0.0m	4.8m (0)	4.0m (0)	1:53.40	28.74s	27.62s
4	Snow Hunter	2	1.0m	9.0m (0)	6.8m (2)	1:53.47	28.64s	27.50s
7	Onyx Shard	3	4.2m	0.0m (0)	0.0m (0)	1:53.71	28.80s	28.19s
3	Bettine	4	5.6m	13.2m (0)	8.6m (0)	1:53.81	28.47s	27.69s
8	Sky Blu	5	8.2m	21.6m (2)	2.8m (1)	1:54.00	27.48s	28.27s
2	Consider It Done	6	12.7m	21.4m (0)	19.8m (0)	1:54.33	28.68s	27.41s
1	Sneak A Peek	7	14.3m	17.4m (0)	15.4m (0)	1:54.45	28.66s	27.82s
10	Eye Can Try	8	15.6m	28.6m (1)	22.4m (1)	1:54.54	28.36s	27.43s
9	Bolero	9	22.7m	18.8m (1)	15.4m (1)	1:55.07	28.57s	28.41s
5	Our Fire And Delight	10	27.5m	22.8m (1)	19.0m (2)	1:55.42	28.54s	28.49s

Finish Position and metres gained

First Arrow shows distance gain/loss from 2nd Qtr to 3rd Qtr,
Second Arrow shows distance gain/loss from 3rd Qtr to Finish
Blue arrow indicates best gain in these quarters.



800

Visual positions in race at 2nd Quarter



400

Visual positions in race at 3rd Quarter



Powered by



Harness Analyser

Sectional Analysis Software

Not just form | Free Trial

www.facebook.com/PJHarnessRacing



RISE Digital, Harness Racing Australia nor the provider accepts any responsibility for the completeness or accuracy of any of the information contained herein, and makes no representations about its suitability for any particular purpose. Users should make their own judgements about those matters and/or seek independent advice. You assume all risks associated with use of data provided on this page

Menangle Race 7 Distance 1609m

Monday, 4 August 2025


Gross Time: 1:52.30 MileRate: 1:52.30 LeadTime: 0.00s First Qtr: 28.40s Second Qtr: 28.70s Third Qtr: 28.00s Fourth Qtr: 27.20s

DATA TABLE: 800 / 400 Posi's are position from leader and (how wide the horse was at that position)

No	Horse	Plc	Mar	800 Posi	400 Posi	Time	3rd Qtr	4th Qt
1	Classic Mission	1	0.0m	0.0m (0)	0.0m (0)	1:52.30	28.00s	27.20s
5	Springfield Affair	2	6.9m	12.0m (0)	12.4m (0)	1:52.79	28.02s	26.83s
3	The Metal Flyer	3	10.4m	8.0m (0)	8.2m (0)	1:53.04	28.02s	27.35s
6	Vinke B	4	11.2m	10.4m (1)	9.0m (3)	1:53.10	27.91s	27.35s
2	Debonaire	5	12.2m	4.0m (0)	4.0m (1)	1:53.17	28.01s	27.75s
7	Messerati	6	16.7m	16.2m (0)	16.6m (0)	1:53.50	28.03s	27.21s
4	Red Reactor	7	20.2m	14.4m (1)	13.0m (3)	1:53.75	27.91s	27.69s
8	Titian Raider	8	20.3m	18.4m (1)	15.4m (4)	1:53.75	27.80s	27.53s
9	Aliberto	9	34.2m	23.0m (1)	20.2m (4)	1:54.75	27.82s	28.15s
10	Sir Chow	10	86.0m	6.2m (1)	5.2m (2)	1:58.46	28.01s	32.66s

Finish Position and metres gained

First Arrow shows distance gain/loss from 2nd Qtr to 3rd Qtr,
Second Arrow shows distance gain/loss from 3rd Qtr to Finish
Blue arrow indicates best gain in these quarters.



Visual positions in race at 2nd Quarter

800



Visual positions in race at 4th Quarter

400



Powered by



Harness Analyser

Sectional Analysis Software

Not just form | Free Trial

www.facebook.com/PJHarnessRacing



RISE Digital, Harness Racing Australia nor the provider accepts any responsibility for the completeness or accuracy of any of the information contained herein, and makes no representations about its suitability for any particular purpose. Users should make their own judgements about those matters and/or seek independent advice. You assume all risks associated with use of data provided on this page

Menangle Race 8 Distance 1609m

Monday, 4 August 2025

Gross Time: 1:53.00 MileRate: 1:53.00 LeadTime: 0.00s First Qtr: 27.60s Second Qtr: 29.90s Third Qtr: 28.20s Fourth Qtr: 27.30s

DATA TABLE: 800 / 400 Posi's are position from leader and (how wide the horse was at that position)

No	Horse	Plc	Mar	800 Posi	400 Posi	Time	3rd Qtr	4th Qt
6	Romanee	1	0.0m	4.0m (0)	4.0m (0)	1:53.00	28.20s	27.03s
1	Gimme A Reason	2	0.7m	8.0m (0)	8.6m (0)	1:53.05	28.23s	26.76s
4	Sahara Sirocco	3	0.8m	7.0m (1)	7.8m (2)	1:53.06	28.25s	26.82s
9	Fire Fox	4	3.3m	0.0m (0)	0.0m (0)	1:53.24	28.20s	27.52s
7	Black Onyx	5	8.4m	2.8m (1)	3.8m (1)	1:53.60	28.27s	27.61s
3	Loutenant	6	9.0m	13.8m (0)	13.0m (0)	1:53.65	28.14s	27.03s
5	Mick Danger	7	11.7m	11.0m (1)	11.6m (2)	1:53.84	28.24s	27.31s
8	Unfazed	8	37.8m	15.0m (1)	15.6m (2)	1:55.72	28.27s	28.81s
10	El Chema	9	86.6m	55.0m (0)	65.0m (0)	1:59.22	28.91s	28.77s

Finish Position and metres gained

First Arrow shows distance gain/loss from 2nd Qtr to 3rd Qtr,
Second Arrow shows distance gain/loss from 3rd Qtr to Finish
Blue arrow indicates best gain in these quarters.

