

Young Race 1 Distance 2100m

Tuesday, 5 August 2025


Gross Time: 2:38.00 MileRate: 2:01.10 LeadTime: 35.70s First Qtr: 30.40s Second Qtr: 32.00s Third Qtr: 29.60s Fourth Qtr: 30.30s

DATA TABLE: 800 / 400 Posi's are position from leader and (how wide the horse was at that position)

NoHorse	Plc	Mar	800 Posi	400 Posi	Time	3rd Qtr	4th Qt
2 Bettes Blue Violet	1	0.0m	0.0m (0)	0.0m (0)	2:38.00	29.60s	30.30s
4 Tukurua	2	3.0m	3.8m (0)	4.0m (0)	2:38.24	29.62s	30.22s
10 Millyano	3	5.6m	16.4m (2)	6.4m (3)	2:38.44	28.86s	30.24s
8 Full Of Spice	4	6.2m	2.4m (1)	1.8m (1)	2:38.49	29.55s	30.63s
9 Ultimate Trouble	5	6.6m	6.6m (1)	4.2m (2)	2:38.52	29.42s	30.48s
3 Jessie Lee	6	9.7m	11.2m (1)	9.8m (1)	2:38.77	29.50s	30.29s
1 I Lika Style	7	11.6m	8.0m (0)	9.2m (0)	2:38.92	29.69s	30.48s
7 Miss Ardlethan	8	14.0m	15.4m (1)	11.6m (2)	2:39.11	29.31s	30.48s
6 Bulli Belle	9	15.2m	12.6m (0)	15.0m (1)	2:39.21	29.78s	30.32s
5 Eyedidntloseit	10	15.8m	22.0m (2)	12.4m (3)	2:39.25	28.88s	30.56s

Finish Position and metres gained

First Arrow shows distance gain/loss from 2nd Qtr to 3rd Qtr,
Second Arrow shows distance gain/loss from 3rd Qtr to Finish
Blue arrow indicates best gain in these quarters.



800

Visual positions in race at 2nd Quarter



400

Visual positions in race at 3rd Quarter



Powered by



Harness Analyser

Sectional Analysis Software

Not just form | Free Trial

www.facebook.com/PJHarnessRacing



RISE Digital, Harness Racing Australia nor the provider accepts any responsibility for the completeness or accuracy of any of the information contained herein, and makes no representations about its suitability for any particular purpose. Users should make their own judgements about those matters and/or seek independent advice. You assume all risks associated with use of data provided on this page

Young Race 2 Distance 1720m

Tuesday, 5 August 2025


Gross Time: 2:06.20 MileRate: 1:58.10 LeadTime: 7.00s First Qtr: 28.50s Second Qtr: 31.80s Third Qtr: 28.80s Fourth Qtr: 30.10s

DATA TABLE: 800 / 400 Posi's are position from leader and (how wide the horse was at that position)

No	Horse	Plc	Mar	800 Posi	400 Posi	Time	3rd Qtr	4th Qt
4	Alwaysatthebeach	1	0.0m	4.2m (1)	4.0m (1)	2:06.20	28.79s	29.80s
9	Megs Monaro	2	4.8m	0.0m (1)	0.0m (1)	2:06.58	28.79s	30.46s
5	Jamberoo Ark	3	4.9m	0.2m (0)	0.0m (0)	2:06.59	28.78s	30.47s
1	Letstacoboutit	4	5.7m	4.4m (0)	4.8m (0)	2:06.65	28.83s	30.17s
8	Nixsun	5	6.4m	8.4m (1)	8.4m (1)	2:06.70	28.80s	29.95s
7	Line Me Up Bro	6	7.3m	12.2m (0)	13.2m (0)	2:06.78	28.88s	29.66s
3	Pencil Me In	7	9.5m	8.2m (0)	8.8m (0)	2:06.95	28.84s	30.15s
2	Riverina Flash	8	12.2m	12.8m (1)	11.2m (2)	2:07.16	28.68s	30.17s
6	Alighieri	9	14.3m	17.2m (0)	19.8m (0)	2:07.33	29.00s	29.69s
10	The Dome	10	16.3m	17.2m (1)	16.4m (1)	2:07.48	28.74s	30.09s

Finish Position and metres gained

First Arrow shows distance gain/loss from 2nd Qtr to 3rd Qtr,
Second Arrow shows distance gain/loss from 3rd Qtr to Finish
Blue arrow indicates best gain in these quarters.



800

Visual positions in race at 2nd Quarter



400

Visual positions in race at 3rd Quarter

Young Race 3 Distance 1720m

Tuesday, 5 August 2025

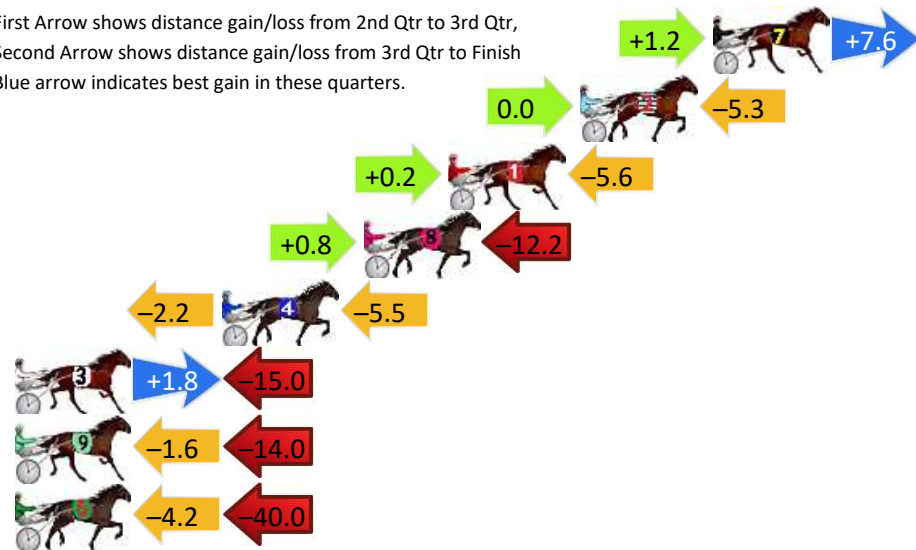
Gross Time: 2:06.20 MileRate: 1:58.10 LeadTime: 6.90s First Qtr: 28.50s Second Qtr: 31.00s Third Qtr: 29.90s Fourth Qtr: 29.90s

DATA TABLE: 800 / 400 Posi's are position from leader and (how wide the horse was at that position)

No	Horse	Plc	Mar	800 Posi	400 Posi	Time	3rd Qtr	4th Qt
7	Jiliby Saffron	1	0.0m	8.8m (0)	7.6m (1)	2:06.20	29.81s	29.34s
2	Miss Tiger	2	5.3m	0.0m (0)	0.0m (0)	2:06.62	29.90s	30.29s
1	La Feast	3	10.6m	5.2m (0)	5.0m (0)	2:07.03	29.89s	30.32s
8	Mammals Blaze	4	14.0m	2.6m (1)	1.8m (1)	2:07.30	29.84s	30.81s
4	Hillview Sam	5	19.7m	12.0m (1)	14.2m (1)	2:07.74	30.06s	30.31s
3	Mammals Reason	6	29.6m	16.4m (1)	14.6m (3)	2:08.52	29.77s	31.01s
9	Caths In Denial	7	30.4m	14.8m (0)	16.4m (0)	2:08.58	30.02s	30.94s
6	Playing For Keeps	8	52.0m	7.8m (1)	12.0m (2)	2:10.27	30.21s	32.87s

Finish Position and metres gained

First Arrow shows distance gain/loss from 2nd Qtr to 3rd Qtr,
Second Arrow shows distance gain/loss from 3rd Qtr to Finish
Blue arrow indicates best gain in these quarters.



800

Visual positions in race at 2nd Quarter



400

Visual positions in race at 3rd Quarter



Powered by



Harness Analyser

Sectional Analysis Software

Not just form | Free Trial

www.facebook.com/PJHarnessRacing



RISE Digital, Harness Racing Australia nor the provider accepts any responsibility for the completeness or accuracy of any of the information contained herein, and makes no representations about its suitability for any particular purpose. Users should make their own judgements about those matters and/or seek independent advice. You assume all risks associated with use of data provided on this page

Young Race 4 Distance 1720m

Tuesday, 5 August 2025

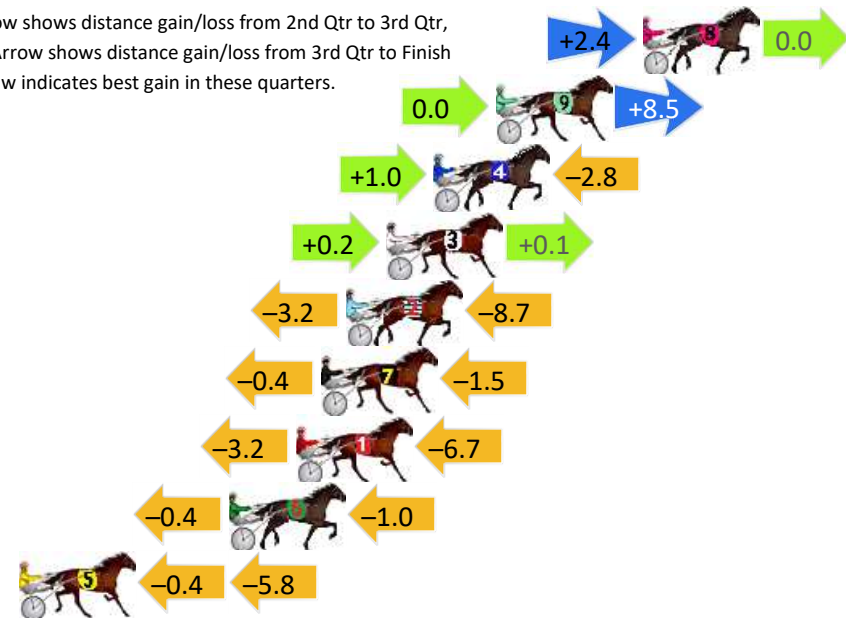
Gross Time: 2:07.70 MileRate: 1:59.50 LeadTime: 7.10s First Qtr: 29.30s Second Qtr: 31.80s Third Qtr: 29.80s Fourth Qtr: 29.70s

DATA TABLE: 800 / 400 Posi's are position from leader and (how wide the horse was at that position)

No	Horse	Plc	Mar	800 Posi	400 Posi	Time	3rd Qtr	4th Qt
8	Dance Baby Dance	1	0.0m	2.4m (1)	0.0m (1)	2:07.70	29.62s	29.70s
9	Ideal Andy	2	5.9m	14.4m (1)	14.4m (1)	2:08.16	29.80s	29.07s
4	Tuffasoldboots	3	8.4m	6.6m (1)	5.6m (1)	2:08.35	29.73s	29.91s
3	Nifty Ambition	4	10.3m	10.6m (1)	10.4m (1)	2:08.50	29.79s	29.69s
2	Carmen On Bling	5	11.9m	0.0m (0)	3.2m (0)	2:08.63	30.04s	30.34s
7	Basils Blacksparra	6	12.9m	11.0m (0)	11.4m (0)	2:08.70	29.83s	29.81s
1	Catch The Shark	7	13.9m	4.0m (0)	7.2m (0)	2:08.78	30.04s	30.19s
6	Sounds Treacherous	8	16.6m	15.2m (0)	15.6m (0)	2:08.99	29.83s	29.77s
5	Shes Believable	9	25.0m	18.8m (1)	19.2m (1)	2:09.65	29.83s	30.13s

Finish Position and metres gained

First Arrow shows distance gain/loss from 2nd Qtr to 3rd Qtr,
Second Arrow shows distance gain/loss from 3rd Qtr to Finish
Blue arrow indicates best gain in these quarters.



800

Visual positions in race at 2nd Quarter



400

Visual positions in race at 3rd Quarter



Powered by



Harness Analyser

Sectional Analysis Software

Not just form | Free Trial

www.facebook.com/PJHarnessRacing



RISE Digital, Harness Racing Australia nor the provider accepts any responsibility for the completeness or accuracy of any of the information contained herein, and makes no representations about its suitability for any particular purpose. Users should make their own judgements about those matters and/or seek independent advice. You assume all risks associated with use of data provided on this page

Young Race 5 Distance 2100m

Tuesday, 5 August 2025

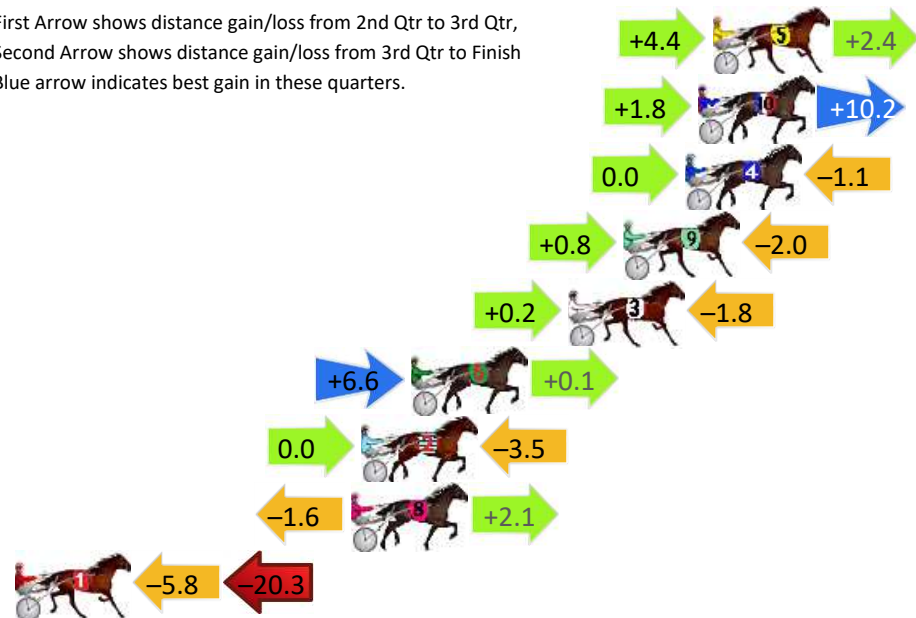
Gross Time: 2:37.30 MileRate: 2:00.50 LeadTime: 35.60s First Qtr: 30.80s Second Qtr: 31.80s Third Qtr: 29.80s Fourth Qtr: 29.30s

DATA TABLE: 800 / 400 Posi's are position from leader and (how wide the horse was at that position)

No	Horse	Plc	Mar	800 Posi	400 Posi	Time	3rd Qtr	4th Qt
5	Thanks Be To God	1	0.0m	6.8m (1)	2.4m (2)	2:37.30	29.48s	29.13s
10	Syenite	2	0.6m	12.6m (0)	10.8m (1)	2:37.35	29.66s	28.56s
4	Dorristopaythebill	3	1.1m	0.0m (0)	0.0m (0)	2:37.38	29.80s	29.38s
9	Smokin Pocket	4	3.6m	2.4m (1)	1.6m (1)	2:37.58	29.74s	29.45s
3	Uncle Jay	5	5.8m	4.2m (0)	4.0m (0)	2:37.75	29.79s	29.43s
6	Camanchi Warrior	6	12.1m	18.8m (1)	12.2m (3)	2:38.23	29.32s	29.29s
2	Keayang Domino	7	14.1m	10.6m (1)	10.6m (2)	2:38.38	29.80s	29.55s
8	Roll To The Top	8	14.5m	15.0m (1)	16.6m (1)	2:38.41	29.92s	29.15s
1	Sunnywithachance	9	34.5m	8.4m (0)	14.2m (0)	2:39.95	30.24s	30.78s


Finish Position and metres gained

First Arrow shows distance gain/loss from 2nd Qtr to 3rd Qtr,
Second Arrow shows distance gain/loss from 3rd Qtr to Finish
Blue arrow indicates best gain in these quarters.



800

Visual positions in race at 2nd Quarter



400

Visual positions in race at 3rd Quarter



Powered by



Harness Analyser

Sectional Analysis Software

Not just form | Free Trial

www.facebook.com/PJHarnessRacing



RISE Digital, Harness Racing Australia nor the provider accepts any responsibility for the completeness or accuracy of any of the information contained herein, and makes no representations about its suitability for any particular purpose. Users should make their own judgements about those matters and/or seek independent advice. You assume all risks associated with use of data provided on this page

Young Race 6 Distance 1720m

Tuesday, 5 August 2025



Gross Time: 2:07.50 MileRate: 1:59.30 LeadTime: 6.60s First Qtr: 28.10s Second Qtr: 31.90s Third Qtr: 30.50s Fourth Qtr: 30.40s

DATA TABLE: 800 / 400 Posi's are position from leader and (how wide the horse was at that position)

No	Horse	Plc	Mar	800 Posi	400 Posi	Time	3rd Qtr	4th Qt
5	Tulhurst Pebbles	1	0.0m	4.4m (1)	0.0m (1)	2:07.50	30.17s	30.40s
9	One Stunin Melody	2	14.2m	13.2m (0)	16.2m (0)	2:08.63	30.73s	30.25s
7	Logan Reason	3	14.8m	9.2m (0)	12.0m (0)	2:08.68	30.71s	30.61s
6	Loyola Golf	4	15.6m	22.6m (1)	11.4m (1)	2:08.74	29.65s	30.72s
2	Charging Bull	5	15.8m	9.6m (1)	6.2m (1)	2:08.76	30.24s	31.13s
4	Paddy Mach	6	17.5m	0.0m (0)	3.4m (0)	2:08.89	30.76s	31.47s
1	Nikalong Mint	7	18.2m	4.6m (0)	7.8m (0)	2:08.95	30.74s	31.19s
3	Alice On The Beach	8	19.1m	14.0m (1)	8.8m (2)	2:09.02	30.11s	31.18s
10	Hez On The Buzzer	9	19.9m	26.6m (1)	18.8m (1)	2:09.08	29.91s	30.48s
8	Complicated	10	27.2m	18.6m (1)	14.0m (2)	2:09.66	30.15s	31.40s

Finish Position and metres gained

First Arrow shows distance gain/loss from 2nd Qtr to 3rd Qtr, Second Arrow shows distance gain/loss from 3rd Qtr to Finish Blue arrow indicates best gain in these quarters.



Visual positions in race at 2nd Quarter

800



Visual positions in race at 3rd Quarter

400



Powered by



Harness Analyser

Sectional Analysis Software

Not just form | Free Trial

www.facebook.com/PJHarnessRacing



RISE Digital, Harness Racing Australia nor the provider accepts any responsibility for the completeness or accuracy of any of the information contained herein, and makes no representations about its suitability for any particular purpose. Users should make their own judgements about those matters and/or seek independent advice. You assume all risks associated with use of data provided on this page

Young Race 7 Distance 1720m

Tuesday, 5 August 2025

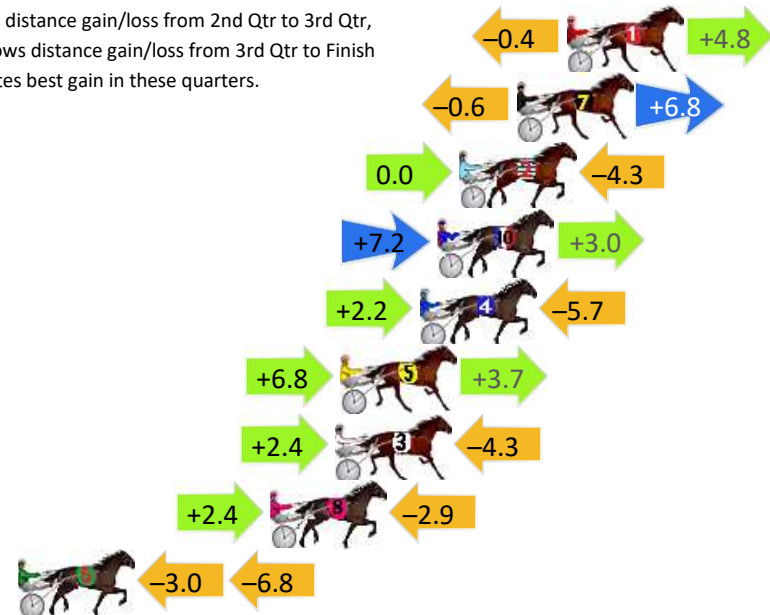
Gross Time: 2:10.30 MileRate: 2:01.90 LeadTime: 6.80s First Qtr: 29.90s Second Qtr: 33.10s Third Qtr: 30.60s Fourth Qtr: 29.90s

DATA TABLE: 800 / 400 Posi's are position from leader and (how wide the horse was at that position)

No	Horse	Plc	Mar	800 Posi	400 Posi	Time	3rd Qtr	4th Qt
1	Ingermarla	1	0.0m	4.4m (0)	4.8m (0)	2:10.30	30.63s	29.54s
7	Most Certain Micky	2	2.0m	8.2m (0)	8.8m (0)	2:10.46	30.64s	29.39s
2	Josey Mint	3	4.3m	0.0m (0)	0.0m (0)	2:10.64	30.60s	30.22s
10	Lucky Zara	4	5.2m	15.4m (1)	8.2m (2)	2:10.71	30.06s	29.68s
4	Kozaczynski	5	5.9m	2.4m (1)	0.2m (1)	2:10.76	30.44s	30.32s
5	One Horn Billy	6	9.1m	19.6m (1)	12.8m (2)	2:11.01	30.09s	29.62s
3	Burrabadine Dancer	7	9.3m	7.4m (1)	5.0m (1)	2:11.03	30.42s	30.22s
8	Somebodys Girl	8	11.9m	11.4m (1)	9.0m (1)	2:11.23	30.42s	30.12s
6	Ournorthernmeteor	9	22.0m	12.2m (0)	15.2m (0)	2:12.02	30.83s	30.41s

Finish Position and metres gained

First Arrow shows distance gain/loss from 2nd Qtr to 3rd Qtr,
Second Arrow shows distance gain/loss from 3rd Qtr to Finish
Blue arrow indicates best gain in these quarters.



800

Visual positions in race at 2nd Quarter



400

Visual positions in race at 3rd Quarter



Powered by



Harness Analyser

Sectional Analysis Software

Not just form | Free Trial

www.facebook.com/PJHarnessRacing



RISE Digital, Harness Racing Australia nor the provider accepts any responsibility for the completeness or accuracy of any of the information contained herein, and makes no representations about its suitability for any particular purpose. Users should make their own judgements about those matters and/or seek independent advice. You assume all risks associated with use of data provided on this page

Young Race 8 Distance 2100m

Tuesday, 5 August 2025



Gross Time: 2:41.40 MileRate: 2:03.70 LeadTime: 38.10s First Qtr: 31.20s Second Qtr: 31.30s Third Qtr: 29.90s Fourth Qtr: 30.90s

DATA TABLE: 800 / 400 Posi's are position from leader and (how wide the horse was at that position)

NoHorse	Plc	Mar	800 Posi	400 Posi	Time	3rd Qtr	4th Qt
6 Tapanga Miss	1	0.0m	8.2m (0)	7.4m (1)	2:41.40	29.85s	30.33s
4 Mondo Glitz	2	1.9m	0.0m (0)	0.0m (0)	2:41.55	29.90s	31.05s
1 Last Flite	3	5.9m	4.0m (0)	4.0m (0)	2:41.88	29.90s	31.05s
10 Itz Bad	4	8.0m	16.8m (1)	19.6m (2)	2:42.05	30.13s	30.01s
8 Two More Diamonds	5	10.5m	3.4m (1)	1.4m (1)	2:42.25	29.74s	31.60s
2 Monster Mint	6	16.4m	7.6m (1)	14.2m (0)	2:42.73	30.40s	31.07s
9 Boy Stunner	7	16.9m	12.6m (1)	19.6m (1)	2:42.77	30.43s	30.69s
5 Watch Carinas Lass	8	18.8m	23.0m (1)	28.2m (1)	2:42.92	30.30s	30.18s
3 Jasperstimetoshine	9	26.5m	14.2m (0)	20.8m (0)	2:43.54	30.39s	31.34s


Finish Position and metres gained

First Arrow shows distance gain/loss from 2nd Qtr to 3rd Qtr,
Second Arrow shows distance gain/loss from 3rd Qtr to Finish
Blue arrow indicates best gain in these quarters.



800

Visual positions in race at 2nd Quarter



400

Visual positions in race at 3rd Quarter



Powered by



Harness Analyser

Sectional Analysis Software

Not just form | Free Trial

www.facebook.com/PJHarnessRacing



RISE Digital, Harness Racing Australia nor the provider accepts any responsibility for the completeness or accuracy of any of the information contained herein, and makes no representations about its suitability for any particular purpose. Users should make their own judgements about those matters and/or seek independent advice. You assume all risks associated with use of data provided on this page

Young Race 9 Distance 2100m

Tuesday, 5 August 2025


Gross Time: 2:45.50 MileRate: 2:06.90 LeadTime: 38.90s First Qtr: 32.20s Second Qtr: 33.40s Third Qtr: 30.40s Fourth Qtr: 30.60s

DATA TABLE: 800 / 400 Posi's are position from leader and (how wide the horse was at that position)

No	Horse	Plc	Mar	800 Posi	400 Posi	Time	3rd Qtr	4th Qt
1	Oliver Shark	1	0.0m	0.0m (0)	0.0m (0)	2:45.50	30.40s	30.60s
7	Wongalea Yank	2	1.7m	4.2m (0)	4.0m (0)	2:45.64	30.39s	30.43s
2	Jakryan	3	6.1m	7.2m (1)	4.4m (2)	2:45.99	30.19s	30.73s
8	Barkway Thomas	4	6.3m	8.2m (0)	8.2m (0)	2:46.00	30.40s	30.46s
3	Tinnysmedad	5	8.4m	11.8m (1)	10.2m (2)	2:46.17	30.28s	30.46s
9	Heavens Pleasure	6	9.3m	12.8m (0)	10.6m (1)	2:46.24	30.23s	30.50s
10	Aaron Mint	7	14.5m	16.0m (1)	14.4m (2)	2:46.66	30.28s	30.61s
5	Irish Speed	8	19.8m	2.8m (1)	3.0m (1)	2:47.09	30.41s	31.88s
4	Solve The Crime	9	56.7m	22.2m (1)	13.6m (3)	2:50.04	29.74s	33.88s

Finish Position and metres gained

First Arrow shows distance gain/loss from 2nd Qtr to 3rd Qtr,
Second Arrow shows distance gain/loss from 3rd Qtr to Finish
Blue arrow indicates best gain in these quarters.



Visual positions in race at 2nd Quarter



Visual positions in race at 3rd Quarter



Powered by
PJ Harness Analyser

Sectional Analysis Software
Not just form | Free Trial

www.facebook.com/PJHarnessRacing



RISE Digital, Harness Racing Australia nor the provider accepts any responsibility for the completeness or accuracy of any of the information contained herein, and makes no representations about its suitability for any particular purpose. Users should make their own judgements about those matters and/or seek independent advice. You assume all risks associated with use of data provided on this page