

Bathurst Race 1 Distance 2260m

Wednesday, 6 August 2025

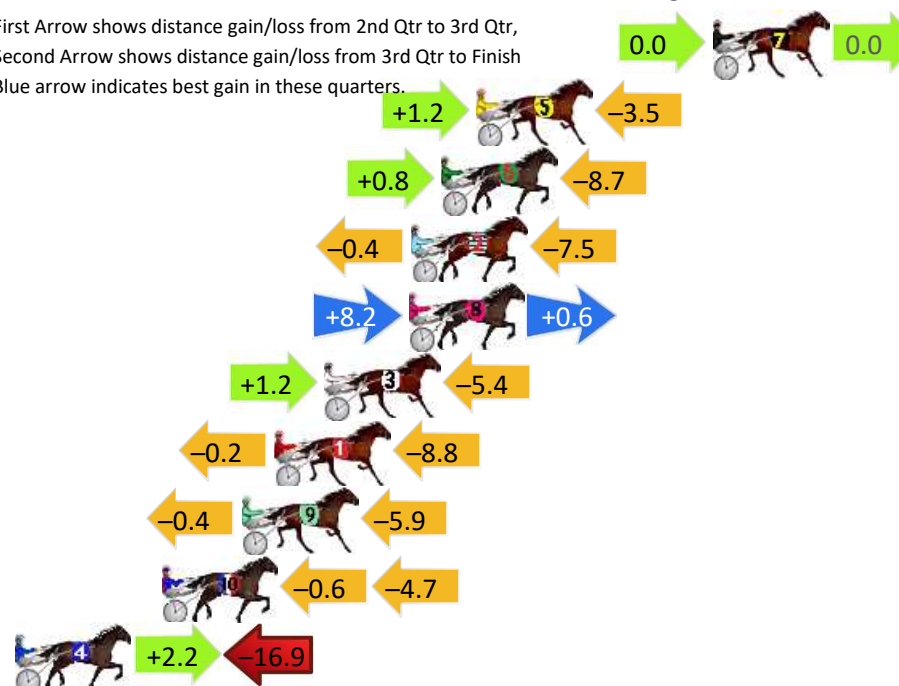
Gross Time: 2:48.60 MileRate: 2:00.10 LeadTime: 47.30s First Qtr: 31.50s Second Qtr: 30.80s Third Qtr: 30.00s Fourth Qtr: 29.00s

DATA TABLE: 800 / 400 Posi's are position from leader and (how wide the horse was at that position)

No	Horse	Plc	Mar	800 Posi	400 Posi	Time	3rd Qtr	4th Qt
7	Evelyns Dragon	1	0.0m	0.0m (0)	0.0m (0)	2:48.60	30.00s	29.00s
5	Ya Racin Arlo	2	9.5m	7.2m (1)	6.0m (1)	2:49.32	29.92s	29.25s
6	Marvella	3	10.9m	3.0m (1)	2.2m (1)	2:49.43	29.95s	29.63s
2	She The Devil	4	12.1m	4.2m (0)	4.6m (0)	2:49.52	30.04s	29.54s
8	Riviere	5	12.2m	21.0m (1)	12.8m (2)	2:49.53	29.40s	28.96s
3	Reason To Party	6	15.6m	11.4m (1)	10.2m (1)	2:49.79	29.92s	29.39s
1	Irak McGlurk	7	17.6m	8.6m (0)	8.8m (0)	2:49.94	30.03s	29.63s
9	Gabbys Sportstar	8	18.9m	12.6m (0)	13.0m (0)	2:50.04	30.04s	29.43s
10	Tulhurst Timmy	9	22.1m	16.8m (0)	17.4m (0)	2:50.28	30.05s	29.34s
4	The Dancer	10	31.3m	16.6m (1)	14.4m (1)	2:50.98	29.86s	30.22s

Finish Position and metres gained

First Arrow shows distance gain/loss from 2nd Qtr to 3rd Qtr,
Second Arrow shows distance gain/loss from 3rd Qtr to Finish
Blue arrow indicates best gain in these quarters.



Visual positions in race at 2nd Quarter



Visual positions in race at 3rd Quarter



Powered by



Harness Analyser

Sectional Analysis Software

Not just form | Free Trial

www.facebook.com/PJHarnessRacing



RISE Digital, Harness Racing Australia nor the provider accepts any responsibility for the completeness or accuracy of any of the information contained herein, and makes no representations about its suitability for any particular purpose. Users should make their own judgements about those matters and/or seek independent advice. You assume all risks associated with use of data provided on this page

Bathurst Race 2 Distance 1730m

Wednesday, 6 August 2025

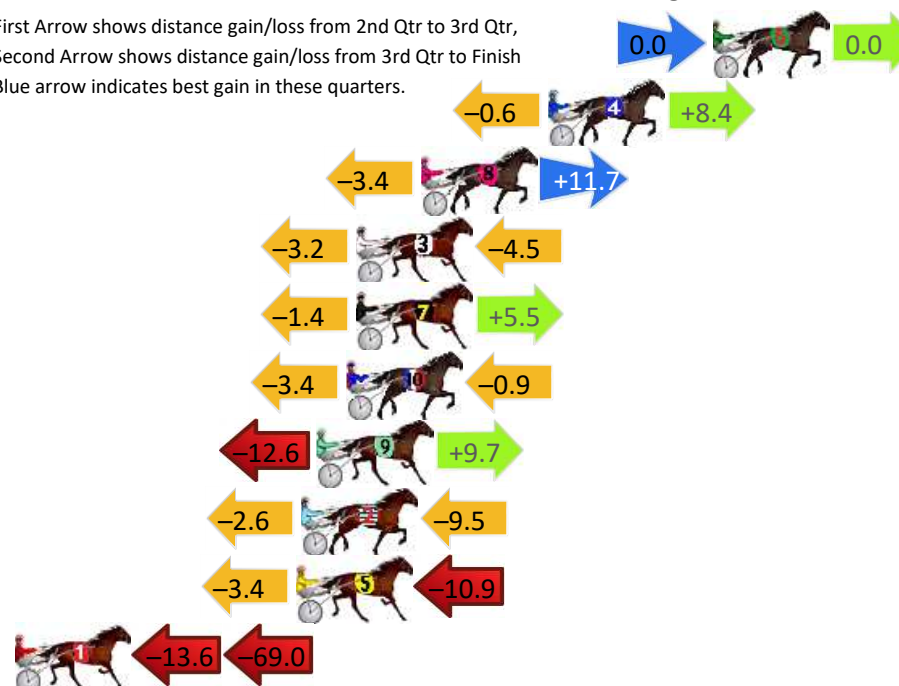
Gross Time: 2:03.60 MileRate: 1:55.00 LeadTime: 8.10s First Qtr: 29.00s Second Qtr: 29.50s Third Qtr: 28.00s Fourth Qtr: 29.00s

DATA TABLE: 800 / 400 Posi's are position from leader and (how wide the horse was at that position)

No	Horse	Plc	Mar	800 Posi	400 Posi	Time	3rd Qtr	4th Qt
6	Baxter Red	1	0.0m	0.0m (0)	0.0m (0)	2:03.60	28.00s	29.00s
4	Hes A Meister	2	6.6m	14.4m (1)	15.0m (0)	2:04.10	28.05s	28.39s
8	Pablo Rocks	3	11.7m	20.0m (0)	23.4m (2)	2:04.49	28.26s	28.16s
3	Bettor Keppel	4	14.3m	6.6m (1)	9.8m (2)	2:04.69	28.22s	29.32s
7	Im Desirable	5	14.3m	18.4m (1)	19.8m (1)	2:04.69	28.11s	28.60s
10	Nosaer	6	14.7m	10.4m (1)	13.8m (1)	2:04.72	28.24s	29.06s
9	Hes Chiming	7	15.9m	13.0m (0)	25.6m (1)	2:04.81	28.90s	28.30s
2	Kadar	8	16.5m	4.4m (0)	7.0m (0)	2:04.86	28.17s	29.68s
5	Our George Boston	9	16.7m	2.4m (1)	5.8m (1)	2:04.87	28.23s	29.79s
1	Lettys Reason	10	91.4m	8.8m (0)	22.4m (0)	2:10.56	28.88s	33.97s


Finish Position and metres gained

First Arrow shows distance gain/loss from 2nd Qtr to 3rd Qtr,
Second Arrow shows distance gain/loss from 3rd Qtr to Finish
Blue arrow indicates best gain in these quarters.



800

Visual positions in race at 2nd Quarter



400

Visual positions in race at 3rd Quarter



Powered by



Harness Analyser

Sectional Analysis Software

Not just form | Free Trial

www.facebook.com/PJHarnessRacing



RISE Digital, Harness Racing Australia nor the provider accepts any responsibility for the completeness or accuracy of any of the information contained herein, and makes no representations about its suitability for any particular purpose. Users should make their own judgements about those matters and/or seek independent advice. You assume all risks associated with use of data provided on this page

Bathurst Race 3 Distance 1730m

Wednesday, 6 August 2025

Gross Time: 2:03.30

MileRate: 1:54.70

LeadTime: 8.00s

First Qtr: 28.20s

Second Qtr: 29.30s

Third Qtr: 28.30s


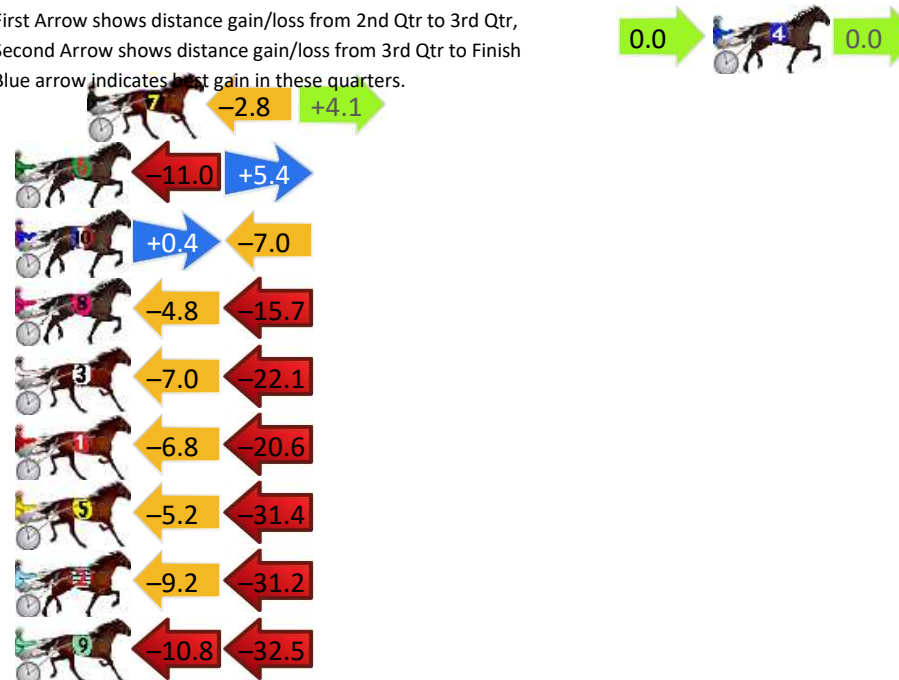
Fourth Qtr: 29.50s

DATA TABLE: 800 / 400 Posi's are position from leader and (how wide the horse was at that position)

No	Horse	Plc	Mar	800 Posi	400 Posi	Time	3rd Qtr	4th Qt
4	Guaranteed End	1	0.0m	0.0m (0)	0.0m (0)	2:03.30	28.30s	29.50s
7	Time To Torque	2	25.1m	26.4m (0)	29.2m (2)	2:05.24	28.51s	29.20s
6	Mia On	3	28.0m	22.4m (0)	33.4m (0)	2:05.47	29.10s	29.10s
10	The Rogue I Am	4	32.0m	25.4m (1)	25.0m (2)	2:05.77	28.26s	30.01s
8	She Maybe Bettor	5	35.7m	15.2m (1)	20.0m (2)	2:06.06	28.62s	30.65s
3	Layla Shannon	6	38.9m	9.8m (0)	16.8m (0)	2:06.31	28.77s	31.12s
1	Our Ultimate Bonny	7	41.4m	14.0m (0)	20.8m (0)	2:06.50	28.76s	31.01s
5	Flirts Diva	8	47.6m	11.0m (1)	16.2m (1)	2:06.98	28.63s	31.80s
2	Jewel Heaven	9	60.6m	20.2m (1)	29.4m (1)	2:07.99	28.91s	31.79s
9	Polka Delight	10	61.7m	18.4m (0)	29.2m (0)	2:08.07	29.03s	31.88s

Finish Position and metres gained

First Arrow shows distance gain/loss from 2nd Qtr to 3rd Qtr,
Second Arrow shows distance gain/loss from 3rd Qtr to Finish
Blue arrow indicates best gain in these quarters.



Visual positions in race at 2nd Quarter



Visual positions in race at 3rd Quarter



Powered by



Harness Analyser

Sectional Analysis Software

Not just form | Free Trial

www.facebook.com/PJHarnessRacing



RISE Digital, Harness Racing Australia nor the provider accepts any responsibility for the completeness or accuracy of any of the information contained herein, and makes no representations about its suitability for any particular purpose. Users should make their own judgements about those matters and/or seek independent advice. You assume all risks associated with use of data provided on this page

Bathurst Race 4 Distance 1730m

Wednesday, 6 August 2025

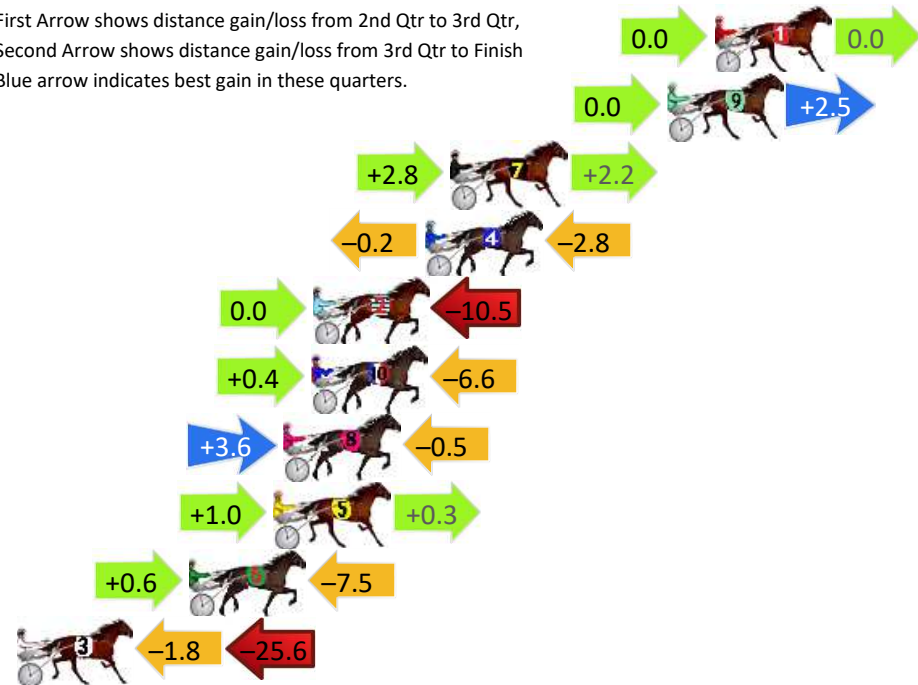
Gross Time: 2:03.50 MileRate: 1:54.90 LeadTime: 8.00s First Qtr: 28.30s Second Qtr: 29.70s Third Qtr: 29.00s Fourth Qtr: 28.50s

DATA TABLE: 800 / 400 Posi's are position from leader and (how wide the horse was at that position)

No	Horse	Plc	Mar	800 Posi	400 Posi	Time	3rd Qtr	4th Qt
1	Lexy	1	0.0m	0.0m (0)	0.0m (0)	2:03.50	29.00s	28.50s
9	Delightful Star	2	1.9m	4.4m (0)	4.4m (0)	2:03.64	29.00s	28.32s
7	Shazadele	3	10.6m	15.6m (0)	12.8m (0)	2:04.29	28.80s	28.34s
4	Mitchells Run	4	11.6m	8.6m (0)	8.8m (0)	2:04.37	29.02s	28.70s
2	Alabama Lioness	5	16.1m	5.6m (1)	5.6m (2)	2:04.71	29.01s	29.24s
10	Our Big Bee	6	16.2m	10.0m (1)	9.6m (2)	2:04.71	28.98s	28.97s
8	Tapaganoosh	7	17.3m	20.4m (0)	16.8m (0)	2:04.79	28.74s	28.54s
5	Tasbmiki	8	17.7m	19.0m (1)	18.0m (2)	2:04.82	28.93s	28.48s
6	Uncle Tony	9	21.1m	14.2m (1)	13.6m (2)	2:05.08	28.96s	29.03s
3	Backwards First	10	28.8m	1.4m (1)	3.2m (1)	2:05.66	29.14s	30.31s

Finish Position and metres gained

First Arrow shows distance gain/loss from 2nd Qtr to 3rd Qtr,
Second Arrow shows distance gain/loss from 3rd Qtr to Finish
Blue arrow indicates best gain in these quarters.



800

Visual positions in race at 2nd Quarter



400

Visual positions in race at 3rd Quarter



Powered by



Harness Analyser

Sectional Analysis Software

Not just form | Free Trial

www.facebook.com/PJHarnessRacing



RISE Digital, Harness Racing Australia nor the provider accepts any responsibility for the completeness or accuracy of any of the information contained herein, and makes no representations about its suitability for any particular purpose. Users should make their own judgements about those matters and/or seek independent advice. You assume all risks associated with use of data provided on this page

Bathurst Race 5 Distance 1730m

Wednesday, 6 August 2025


Gross Time: 2:02.30 MileRate: 1:53.80 LeadTime: 8.10s First Qtr: 29.10s Second Qtr: 29.10s Third Qtr: 27.80s Fourth Qtr: 28.20s

DATA TABLE: 800 / 400 Posi's are position from leader and (how wide the horse was at that position)

No	Horse	Plc	Mar	800 Posi	400 Posi	Time	3rd Qtr	4th Qt
1	Tuapeka Lou	1	0.0m	0.0m (0)	0.0m (0)	2:02.30	27.80s	28.20s
9	Misterfourthousand	2	9.0m	4.2m (0)	4.2m (0)	2:02.97	27.80s	28.54s
10	Drive To The Beach	3	14.1m	8.2m (0)	8.6m (0)	2:03.34	27.83s	28.59s
3	Double It Harry	4	15.5m	12.6m (0)	12.8m (0)	2:03.45	27.81s	28.39s
7	Alwaysbminnie	5	18.4m	17.6m (0)	17.0m (0)	2:03.66	27.76s	28.30s
8	Three Rivers	6	20.7m	4.2m (1)	4.6m (1)	2:03.83	27.82s	29.33s
4	Titwha	7	21.4m	13.0m (1)	13.6m (2)	2:03.89	27.84s	28.75s
5	A True Love	8	21.5m	17.2m (1)	17.6m (2)	2:03.89	27.83s	28.47s
6	The Swift One	9	29.0m	21.8m (1)	21.6m (1)	2:04.45	27.78s	28.72s
2	Cheer For Mitch	10	36.7m	8.4m (1)	9.6m (1)	2:05.02	27.87s	30.10s


Finish Position and metres gained

First Arrow shows distance gain/loss from 2nd Qtr to 3rd Qtr,
Second Arrow shows distance gain/loss from 3rd Qtr to Finish
Blue arrow indicates best gain in these quarters.



800

Visual positions in race at 2nd Quarter



400

Visual positions in race at 3rd Quarter



Powered by



Harness Analyser

Sectional Analysis Software

Not just form | Free Trial

www.facebook.com/PJHarnessRacing



RISE Digital, Harness Racing Australia nor the provider accepts any responsibility for the completeness or accuracy of any of the information contained herein, and makes no representations about its suitability for any particular purpose. Users should make their own judgements about those matters and/or seek independent advice. You assume all risks associated with use of data provided on this page

Bathurst Race 6 Distance 2260m

Wednesday, 6 August 2025


Gross Time: 2:44.40 MileRate: 1:57.00 LeadTime: 47.70s First Qtr: 31.70s Second Qtr: 28.80s Third Qtr: 27.10s Fourth Qtr: 29.10s

DATA TABLE: 800 / 400 Posi's are position from leader and (how wide the horse was at that position)

No	Horse	Plc	Mar	800 Posi	400 Posi	Time	3rd Qtr	4th Qt
4	Jungle Dragon	1	0.0m	0.0m (0)	0.0m (0)	2:44.40	27.10s	29.10s
1	Hunter Shannon	2	15.9m	9.4m (0)	17.8m (0)	2:45.61	27.69s	28.96s
6	Huta	3	18.1m	17.4m (1)	24.8m (1)	2:45.78	27.63s	28.62s
8	Pitch Perfect	4	19.2m	12.4m (1)	19.4m (1)	2:45.87	27.59s	29.09s
7	Saint Veran	5	19.6m	7.8m (1)	12.2m (1)	2:45.90	27.39s	29.64s
2	Pas De Cheval	6	21.1m	13.6m (0)	22.2m (0)	2:46.01	27.70s	29.02s
3	Kick The Switch	7	21.3m	4.2m (0)	9.0m (0)	2:46.03	27.40s	29.99s
5	Collect A Dime	8	21.4m	24.4m (0)	33.8m (0)	2:46.03	27.79s	28.20s
9	Windy Hill Tara	9	23.6m	3.8m (1)	7.8m (1)	2:46.20	27.34s	30.24s
10	Cassius Deck	10	23.6m	17.8m (0)	26.6m (0)	2:46.20	27.72s	28.88s

Finish Position and metres gained

First Arrow shows distance gain/loss from 2nd Qtr to 3rd Qtr,
Second Arrow shows distance gain/loss from 3rd Qtr to Finish
Blue arrow indicates best gain in these quarters



800

Visual positions in race at 2nd Quarter



400

Visual positions in race at 3rd Quarter



Powered by



Harness Analyser

Sectional Analysis Software

Not just form | Free Trial

www.facebook.com/PJHarnessRacing



RISE Digital, Harness Racing Australia nor the provider accepts any responsibility for the completeness or accuracy of any of the information contained herein, and makes no representations about its suitability for any particular purpose. Users should make their own judgements about those matters and/or seek independent advice. You assume all risks associated with use of data provided on this page

Bathurst Race 7 Distance 2260m

Wednesday, 6 August 2025

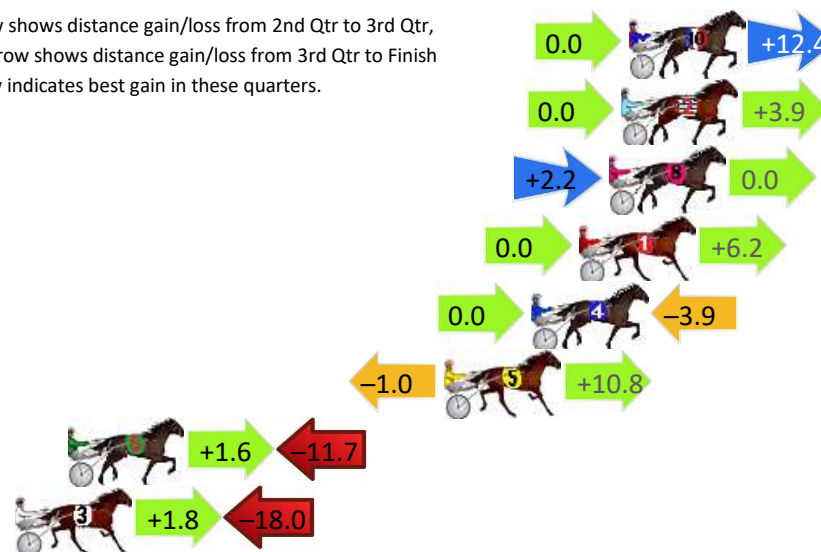
Gross Time: 2:49.50 MileRate: 2:00.70 LeadTime: 49.40s First Qtr: 31.70s Second Qtr: 29.90s Third Qtr: 29.20s Fourth Qtr: 29.30s

DATA TABLE: 800 / 400 Posi's are position from leader and (how wide the horse was at that position)

No	Horse	Plc	Mar	800 Posi	400 Posi	Time	3rd Qtr	4th Qt
10	Lexy Longstockings	1	0.0m	12.4m (0)	12.4m (0)	2:49.50	29.20s	28.40s
2	Ratatattat	2	0.3m	4.2m (0)	4.2m (0)	2:49.52	29.20s	29.02s
8	Tulhurst Partygirl	3	0.8m	3.0m (1)	0.8m (1)	2:49.56	29.04s	29.30s
1	Teeswift	4	2.0m	8.2m (0)	8.2m (0)	2:49.65	29.20s	28.85s
4	Stay Foolish	5	3.9m	0.0m (0)	0.0m (0)	2:49.80	29.20s	29.58s
5	Fifty Three Stars	6	7.4m	17.2m (0)	18.2m (0)	2:50.07	29.27s	28.51s
6	Ronnys Watching	7	22.5m	12.4m (1)	10.8m (2)	2:51.23	29.08s	30.15s
3	Bettor Brilliance	8	24.6m	8.4m (1)	6.6m (1)	2:51.39	29.07s	30.61s

Finish Position and metres gained

First Arrow shows distance gain/loss from 2nd Qtr to 3rd Qtr,
Second Arrow shows distance gain/loss from 3rd Qtr to Finish
Blue arrow indicates best gain in these quarters.



800

Visual positions in race at 2nd Quarter



400

Visual positions in race at 3rd Quarter



Powered by



Harness Analyser

Sectional Analysis Software

Not just form | Free Trial

www.facebook.com/PJHarnessRacing



RISE Digital, Harness Racing Australia nor the provider accepts any responsibility for the completeness or accuracy of any of the information contained herein, and makes no representations about its suitability for any particular purpose. Users should make their own judgements about those matters and/or seek independent advice. You assume all risks associated with use of data provided on this page

Bathurst Race 8 Distance 1730m

Wednesday, 6 August 2025

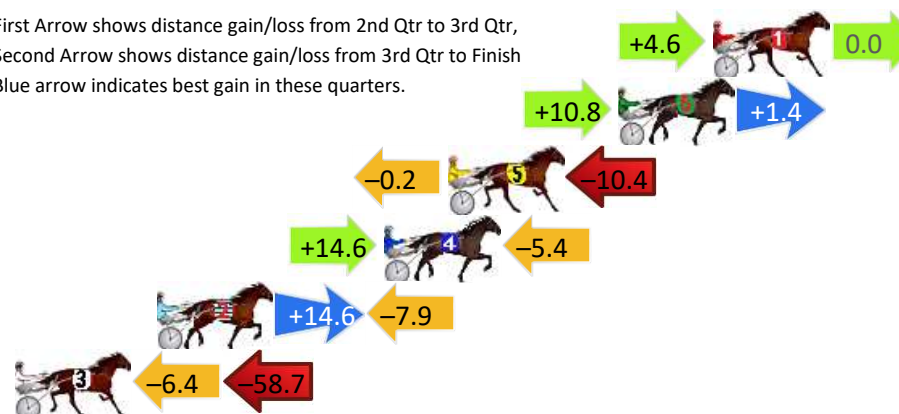
Gross Time: 2:08.00 MileRate: 1:59.10 LeadTime: 8.50s First Qtr: 30.00s Second Qtr: 30.30s Third Qtr: 29.80s Fourth Qtr: 29.40s

DATA TABLE: 800 / 400 Posi's are position from leader and (how wide the horse was at that position)

NoHorse	Plc	Mar	800 Posi	400 Posi	Time	3rd Qtr	4th Qt
1 Cheval Tiger	1	0.0m	4.6m (0)	0.0m (0)	2:08.00	29.46s	29.40s
6 Heartof Kingsclair	2	3.8m	16.0m (0)	5.2m (0)	2:08.29	29.00s	29.30s
5 Worth Every Cent	3	10.6m	0.0m (0)	0.2m (1)	2:08.82	29.82s	30.16s
4 Krusty Krunch	4	13.2m	22.4m (0)	7.8m (1)	2:09.02	28.73s	29.79s
2 Intheswingofthings	5	22.3m	29.0m (0)	14.4m (1)	2:09.72	28.73s	29.98s
3 Crazuka	6	76.7m	11.6m (0)	18.0m (0)	2:13.91	30.30s	33.69s

Finish Position and metres gained

First Arrow shows distance gain/loss from 2nd Qtr to 3rd Qtr,
Second Arrow shows distance gain/loss from 3rd Qtr to Finish
Blue arrow indicates best gain in these quarters.



800

Visual positions in race at 2nd Quarter



400

Visual positions in race at 3rd Quarter



Powered by



Harness Analyser

Sectional Analysis Software

Not just form | Free Trial

www.facebook.com/PJHarnessRacing



RISE Digital, Harness Racing Australia nor the provider accepts any responsibility for the completeness or accuracy of any of the information contained herein, and makes no representations about its suitability for any particular purpose. Users should make their own judgements about those matters and/or seek independent advice. You assume all risks associated with use of data provided on this page

Bathurst Race 9 Distance 1730m

Wednesday, 6 August 2025


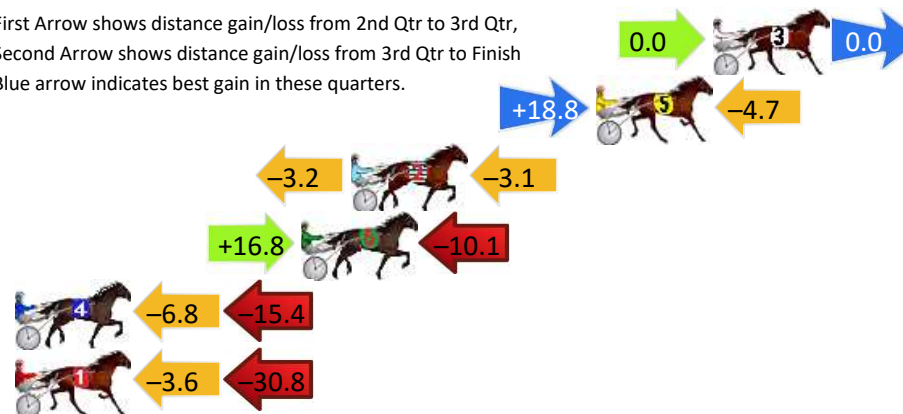
Gross Time: 2:06.40 MileRate: 1:57.60 LeadTime: 8.20s First Qtr: 29.20s Second Qtr: 31.60s Third Qtr: 28.80s Fourth Qtr: 28.60s

DATA TABLE: 800 / 400 Posi's are position from leader and (how wide the horse was at that position)

NoHorse	Plc	Mar	800 Posi	400 Posi	Time	3rd Qtr	4th Qt
3 Lucky Bambino	1	0.0m	0.0m (0)	0.0m (0)	2:06.40	28.80s	28.60s
5 Syds Joy	2	4.7m	18.8m (1)	0.0m (1)	2:06.75	27.46s	28.93s
2 Thereshevas	3	14.5m	8.2m (0)	11.4m (1)	2:07.49	29.03s	28.82s
6 The Attractor	4	16.5m	23.2m (1)	6.4m (1)	2:07.64	27.60s	29.32s
4 Hashtag Hector	5	36.0m	13.8m (0)	20.6m (0)	2:09.10	29.29s	29.69s
1 August Star	6	38.4m	4.0m (0)	7.6m (0)	2:09.28	29.06s	30.79s

Finish Position and metres gained

First Arrow shows distance gain/loss from 2nd Qtr to 3rd Qtr,
Second Arrow shows distance gain/loss from 3rd Qtr to Finish
Blue arrow indicates best gain in these quarters.



800

Visual positions in race at 2nd Quarter



400

Visual positions in race at 3rd Quarter



Powered by



Harness Analyser

Sectional Analysis Software

Not just form | Free Trial

www.facebook.com/PJHarnessRacing



RISE Digital, Harness Racing Australia nor the provider accepts any responsibility for the completeness or accuracy of any of the information contained herein, and makes no representations about its suitability for any particular purpose. Users should make their own judgements about those matters and/or seek independent advice. You assume all risks associated with use of data provided on this page