

Penrith Race 1 Distance 1720m

Thursday, 7 August 2025

Gross Time: 2:05.30 MileRate: 1:57.20 LeadTime: 7.40s First Qtr: 29.90s Second Qtr: 30.60s Third Qtr: 29.20s Fourth Qtr: 28.20s

DATA TABLE: 800 / 400 Posi's are position from leader and (how wide the horse was at that position)

NoHorse	Plc	Mar	800 Posi	400 Posi	Time	3rd Qtr	4th Qt
7 Heavenly Reason	1	0.0m	4.1m (0)	4.5m (0)	2:05.30	29.22s	27.88s
6 Rio De Janeiro Blue	2	1.5m	8.3m (0)	8.4m (0)	2:05.41	29.20s	27.71s
1 Petes Big Jim	3	1.9m	0.0m (0)	0.0m (0)	2:05.44	29.20s	28.34s
10 The Devils Flame	4	6.5m	14.3m (2)	5.1m (2)	2:05.78	28.52s	28.32s
2 Spirit King	5	8.1m	9.4m (1)	1.1m (2)	2:05.90	28.60s	28.72s
5 Ideal Redemption	6	8.8m	12.1m (0)	11.8m (1)	2:05.95	29.16s	28.01s
3 Gottadobetter	7	11.2m	5.5m (1)	5.6m (1)	2:06.13	29.20s	28.63s
4 Sky City	8	14.3m	1.1m (1)	1.7m (1)	2:06.36	29.24s	29.14s
8 Rocknroll Gig	9	15.6m	13.5m (1)	9.5m (2)	2:06.46	28.90s	28.68s
9 Stellina	10	17.6m	17.6m (1)	10.1m (3)	2:06.60	28.64s	28.78s

Finish Position and metres gained

First Arrow shows distance gain/loss from 2nd Qtr to 3rd Qtr, Second Arrow shows distance gain/loss from 3rd Qtr to Finish Blue arrow indicates best gain in these quarters.



800

Visual positions in race at 2nd Quarter



400

Visual positions in race at 3rd Quarter



Powered by



Harness Analyser

Sectional Analysis Software

Not just form | Free Trial

www.facebook.com/PJHarnessRacing



RISE Digital, Harness Racing Australia nor the provider accepts any responsibility for the completeness or accuracy of any of the information contained herein, and makes no representations about its suitability for any particular purpose. Users should make their own judgements about those matters and/or seek independent advice. You assume all risks associated with use of data provided on this page

Penrith Race 2 Distance 2125m

Thursday, 7 August 2025


Gross Time: 2:32.70 MileRate: 1:55.70 LeadTime: 35.50s First Qtr: 29.70s Second Qtr: 30.10s Third Qtr: 28.80s Fourth Qtr: 28.60s

DATA TABLE: 800 / 400 Posi's are position from leader and (how wide the horse was at that position)

No	Horse	Plc	Mar	800 Posi	400 Posi	Time	3rd Qtr	4th Qt
10	Sinaloa	1	0.0m	19.0m (1)	0.0m (1)	2:32.70	27.44s	28.60s
8	Cash And Bling	2	10.6m	7.8m (0)	9.0m (0)	2:33.50	28.88s	28.76s
7	Zen Master	3	13.1m	3.9m (0)	5.1m (0)	2:33.68	28.88s	29.22s
9	Mister Quirk	4	14.3m	11.7m (0)	13.2m (0)	2:33.77	28.90s	28.73s
1	Whereishe	5	17.6m	0.0m (0)	1.1m (0)	2:34.02	28.88s	29.84s
5	Diletto	6	21.4m	16.2m (0)	17.4m (0)	2:34.31	28.88s	28.97s
3	Marathon Man	7	24.9m	6.2m (1)	7.9m (2)	2:34.57	28.92s	29.91s
4	Snow Hunter	8	25.6m	10.3m (1)	12.9m (1)	2:34.62	28.98s	29.60s
6	Super Duper Dude	8	25.6m	14.8m (1)	12.6m (2)	2:34.62	28.64s	29.62s
2	Rocksie Rock	10	132.1m	2.2m (1)	6.2m (1)	2:42.62	29.08s	38.08s

Finish Position and metres gained

First Arrow shows distance gain/loss from 2nd Qtr to 3rd Qtr,
Second Arrow shows distance gain/loss from 3rd Qtr to Finish
Blue arrow indicates best gain in these quarters.



800

Visual positions in race at 2nd Quarter



400

Visual positions in race at 3rd Quarter



Powered by



Harness Analyser

Sectional Analysis Software

Not just form | Free Trial

www.facebook.com/PJHarnessRacing



RISE Digital, Harness Racing Australia nor the provider accepts any responsibility for the completeness or accuracy of any of the information contained herein, and makes no representations about its suitability for any particular purpose. Users should make their own judgements about those matters and/or seek independent advice. You assume all risks associated with use of data provided on this page

Penrith Race 3 Distance 2125m

Thursday, 7 August 2025


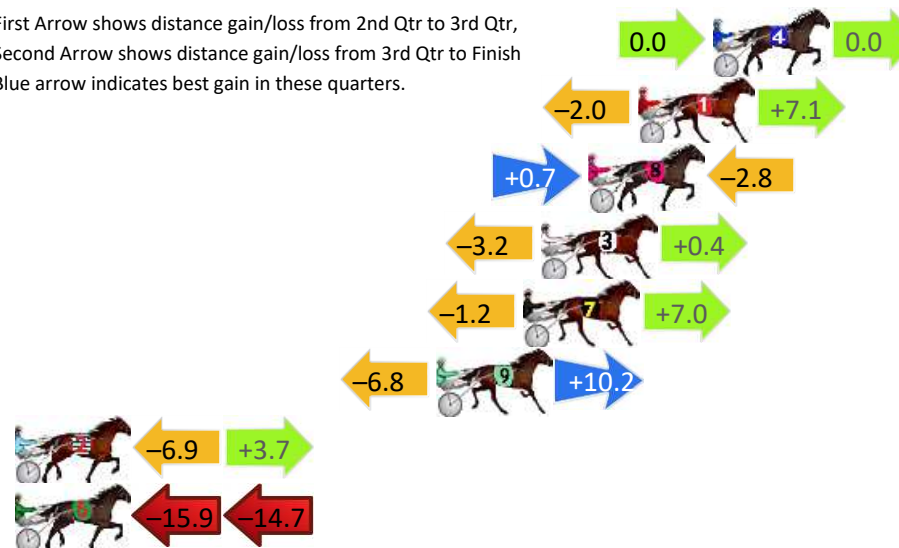
Gross Time: 2:34.20 MileRate: 1:56.80 LeadTime: 37.50s First Qtr: 30.20s Second Qtr: 29.00s Third Qtr: 27.70s Fourth Qtr: 29.80s

DATA TABLE: 800 / 400 Posi's are position from leader and (how wide the horse was at that position)

NoHorse	Plc	Mar	800 Posi	400 Posi	Time	3rd Qtr	4th Qt
4 Kates Virtue	1	0.0m	0.0m (0)	0.0m (0)	2:34.20	27.70s	29.80s
1 Mikibequick	2	3.0m	8.1m (0)	10.1m (1)	2:34.43	27.86s	29.31s
8 Nitro Danny	3	5.0m	2.9m (1)	2.2m (1)	2:34.59	27.66s	30.03s
3 Flo Ryda	4	6.9m	4.1m (0)	7.3m (0)	2:34.74	27.94s	29.82s
7 Lils Nightmare	5	7.6m	13.4m (0)	14.6m (1)	2:34.79	27.82s	29.35s
9 Maid Of Money	6	11.1m	14.5m (1)	21.3m (1)	2:35.07	28.22s	29.15s
2 D J Rock	7	28.8m	25.6m (1)	32.5m (1)	2:36.45	28.26s	29.73s
6 Goodtime Bravo	8	40.5m	9.9m (1)	25.8m (0)	2:37.36	28.86s	31.12s

Finish Position and metres gained

First Arrow shows distance gain/loss from 2nd Qtr to 3rd Qtr,
Second Arrow shows distance gain/loss from 3rd Qtr to Finish
Blue arrow indicates best gain in these quarters.



800

Visual positions in race at 2nd Quarter



400

Visual positions in race at 3rd Quarter



Penrith Race 4 Distance 1720m

Thursday, 7 August 2025

Gross Time: 2:04.30

MileRate: 1:56.30

LeadTime: 7.20s

First Qtr: 30.20s

Second Qtr: 30.00s

Third Qtr: 28.30s


Fourth Qtr: 28.60s

DATA TABLE: 800 / 400 Posi's are position from leader and (how wide the horse was at that position)

NoHorse	Plc	Mar	800 Posi	400 Posi	Time	3rd Qtr	4th Qt
7 Nothingbutwaves	1	0.0m	8.8m (0)	9.1m (0)	2:04.30	28.32s	27.96s
4 Some Chevron	2	1.7m	0.0m (0)	0.0m (0)	2:04.43	28.30s	28.73s
3 American Werewolf	3	1.9m	7.4m (1)	7.9m (1)	2:04.44	28.34s	28.18s
1 Madazalways	4	3.3m	4.6m (0)	4.5m (0)	2:04.55	28.30s	28.53s
8 Peligroso	5	6.5m	12.8m (0)	13.3m (0)	2:04.79	28.34s	28.15s
10 Destiny Stride	6	10.3m	2.9m (1)	3.4m (1)	2:05.07	28.34s	29.13s
5 Notsokool	7	10.4m	21.0m (1)	22.1m (1)	2:05.08	28.38s	27.82s
9 Admirable	8	12.7m	17.1m (0)	18.1m (0)	2:05.25	28.38s	28.27s
2 Desiderio	9	15.5m	11.7m (1)	13.6m (1)	2:05.46	28.44s	28.80s
6 Ourtreacherous Reign	10	28.3m	16.8m (1)	18.1m (1)	2:06.43	28.40s	29.45s

Finish Position and metres gained

First Arrow shows distance gain/loss from 2nd Qtr to 3rd Qtr,
Second Arrow shows distance gain/loss from 3rd Qtr to Finish
Blue arrow indicates best gain in these quarters.



800

Visual positions in race at 2nd Quarter



400

Visual positions in race at 3rd Quarter



Powered by



Harness Analyser

Sectional Analysis Software

Not just form | Free Trial

www.facebook.com/PJHarnessRacing



RISE Digital, Harness Racing Australia nor the provider accepts any responsibility for the completeness or accuracy of any of the information contained herein, and makes no representations about its suitability for any particular purpose. Users should make their own judgements about those matters and/or seek independent advice. You assume all risks associated with use of data provided on this page

Penrith Race 5 Distance 1720m

Thursday, 7 August 2025

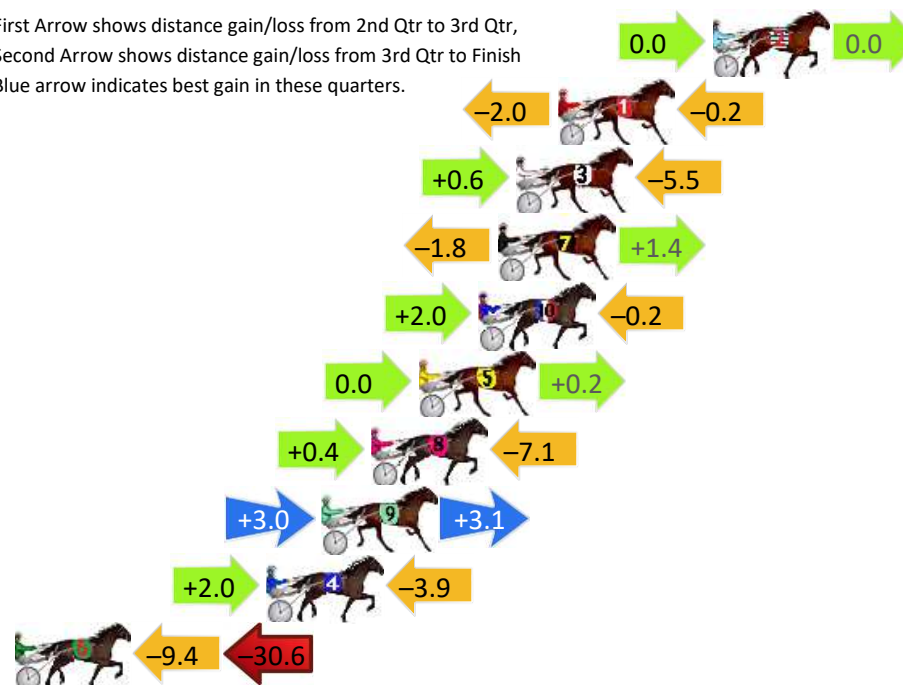
Gross Time: 2:04.40 MileRate: 1:56.40 LeadTime: 7.30s First Qtr: 30.30s Second Qtr: 30.30s Third Qtr: 28.10s Fourth Qtr: 28.40s

DATA TABLE: 800 / 400 Posi's are position from leader and (how wide the horse was at that position)

NoHorse	Plc	Mar	800 Posi	400 Posi	Time	3rd Qtr	4th Qt
2 Doug's Flame	1	0.0m	0.0m (0)	0.0m (0)	2:04.40	28.10s	28.40s
1 Lord Memnock	2	6.2m	4.0m (0)	6.0m (0)	2:04.86	28.24s	28.41s
3 Tinder Surprise	3	7.9m	3.0m (1)	2.4m (1)	2:04.99	28.06s	28.79s
7 Itzmineontheline	4	8.6m	8.2m (0)	10.0m (0)	2:05.04	28.23s	28.30s
10 Foxy Dada	5	9.4m	11.2m (1)	9.2m (2)	2:05.10	27.96s	28.41s
5 One For The Rodi	6	11.8m	12.0m (0)	12.0m (1)	2:05.28	28.10s	28.39s
8 Stormtide	7	13.7m	7.0m (1)	6.6m (1)	2:05.42	28.07s	28.90s
9 American Hammer	8	15.7m	21.8m (1)	18.8m (1)	2:05.57	27.89s	28.18s
4 Give Me A Minute	9	17.9m	16.0m (1)	14.0m (2)	2:05.74	27.96s	28.68s
6 Lous Dream	10	56.4m	16.4m (0)	25.8m (0)	2:08.61	28.75s	30.56s

Finish Position and metres gained

First Arrow shows distance gain/loss from 2nd Qtr to 3rd Qtr,
Second Arrow shows distance gain/loss from 3rd Qtr to Finish
Blue arrow indicates best gain in these quarters.



800

Visual positions in race at 2nd Quarter



400

Visual positions in race at 3rd Quarter



Powered by



Harness Analyser

Sectional Analysis Software

Not just form | Free Trial

www.facebook.com/PJHarnessRacing



RISE Digital, Harness Racing Australia nor the provider accepts any responsibility for the completeness or accuracy of any of the information contained herein, and makes no representations about its suitability for any particular purpose. Users should make their own judgements about those matters and/or seek independent advice. You assume all risks associated with use of data provided on this page

Penrith Race 6 Distance 1720m

Thursday, 7 August 2025


Gross Time: 2:03.50 MileRate: 1:55.60 LeadTime: 7.50s First Qtr: 29.30s Second Qtr: 29.50s Third Qtr: 28.10s Fourth Qtr: 29.10s

DATA TABLE: 800 / 400 Posi's are position from leader and (how wide the horse was at that position)

NoHorse	Plc	Mar	800 Posi	400 Posi	Time	3rd Qtr	4th Qt
9 Spitfire	1	0.0m	14.6m (1)	13.0m (3)	2:03.50	28.00s	28.16s
6 Captain Bart	2	10.8m	1.6m (1)	0.0m (2)	2:04.32	27.97s	29.88s
1 Ima Shinkansen	3	18.1m	4.2m (0)	6.2m (0)	2:04.88	28.23s	29.96s
3 Vespa Stride	4	19.3m	10.6m (1)	10.2m (2)	2:04.97	28.06s	29.76s
10 One More Alta	5	19.6m	18.8m (1)	17.8m (1)	2:05.00	28.03s	29.23s
7 Lady Deloris	6	21.1m	8.4m (0)	10.4m (1)	2:05.11	28.23s	29.87s
2 Tiger Eupheme	7	22.8m	6.0m (1)	6.0m (2)	2:05.24	28.08s	30.32s
8 Oursurfinsafari	8	27.2m	12.4m (0)	16.0m (0)	2:05.58	28.34s	29.91s
4 Decipher	9	36.0m	0.0m (0)	3.2m (1)	2:06.25	28.29s	31.47s

Finish Position and metres gained

First Arrow shows distance gain/loss from 2nd Qtr to 3rd Qtr,
Second Arrow shows distance gain/loss from 3rd Qtr to Finish
Blue arrow indicates best gain in these quarters.



800

Visual positions in race at 2nd Quarter



400

Visual positions in race at 3rd Quarter



Powered by



Harness Analyser

Sectional Analysis Software

Not just form | Free Trial

www.facebook.com/PJHarnessRacing



RISE Digital, Harness Racing Australia nor the provider accepts any responsibility for the completeness or accuracy of any of the information contained herein, and makes no representations about its suitability for any particular purpose. Users should make their own judgements about those matters and/or seek independent advice. You assume all risks associated with use of data provided on this page

Penrith Race 7 Distance 1720m

Thursday, 7 August 2025



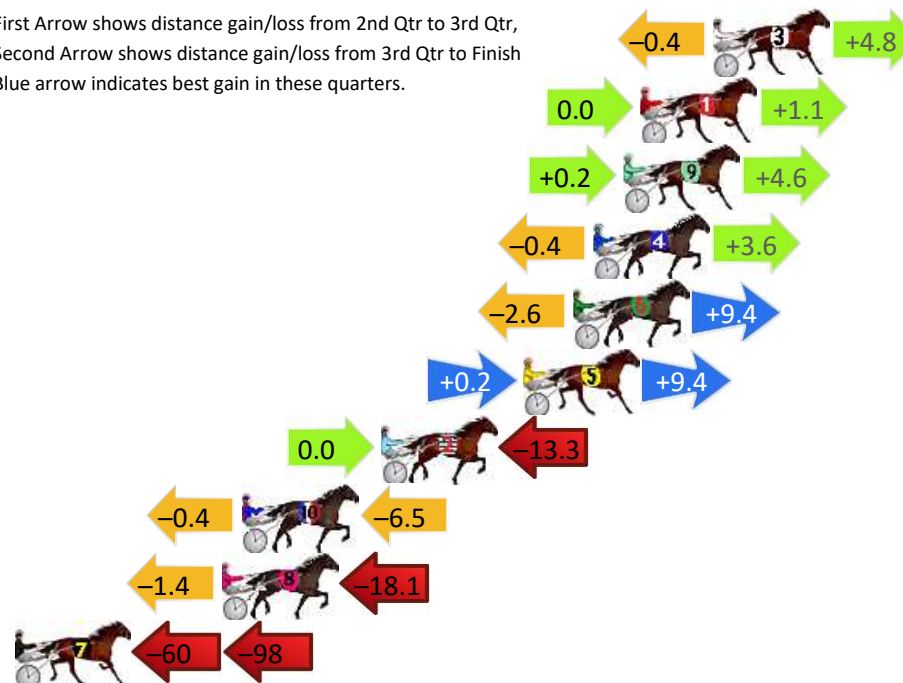
Gross Time: 2:05.70 MileRate: 1:57.60 LeadTime: 7.40s First Qtr: 30.10s Second Qtr: 29.60s Third Qtr: 28.90s Fourth Qtr: 29.70s

DATA TABLE: 800 / 400 Posi's are position from leader and (how wide the horse was at that position)

No	Horse	Plc	Mar	800 Posi	400 Posi	Time	3rd Qtr	4th Qt
3	Lookin Good Margie	1	0.0m	4.4m (1)	4.8m (2)	2:05.70	28.93s	29.35s
1	Mister Jones	2	2.9m	4.0m (0)	4.0m (0)	2:05.93	28.90s	29.62s
9	Lani Kai Beach	3	3.6m	8.4m (1)	8.2m (1)	2:05.98	28.89s	29.36s
4	The Best Of You	4	4.8m	8.0m (0)	8.4m (0)	2:06.07	28.93s	29.43s
6	Woodlea Beaver	5	5.6m	12.4m (1)	15.0m (2)	2:06.14	29.10s	29.01s
5	Little Cessna	6	7.6m	17.2m (0)	17.0m (0)	2:06.29	28.89s	29.01s
2	King Corey	7	13.3m	0.0m (0)	0.0m (0)	2:06.74	28.89s	30.68s
10	Clementsorrell	8	18.9m	12.0m (0)	12.4m (0)	2:07.17	28.92s	30.18s
8	Charlies Ace	9	19.7m	0.2m (1)	1.6m (1)	2:07.23	28.98s	31.04s
7	Agiftfromtheangels	10	417.7m	260.0m (0)	320.0m (0)	2:38.21	33.17s	36.91s

Finish Position and metres gained

First Arrow shows distance gain/loss from 2nd Qtr to 3rd Qtr,
Second Arrow shows distance gain/loss from 3rd Qtr to Finish
Blue arrow indicates best gain in these quarters.



Penrith Race 8 Distance 1720m

Thursday, 7 August 2025


Gross Time: 2:06.30 MileRate: 1:58.20 LeadTime: 7.80s First Qtr: 31.20s Second Qtr: 30.70s Third Qtr: 28.80s Fourth Qtr: 27.80s

DATA TABLE: 800 / 400 Posi's are position from leader and (how wide the horse was at that position)

No	Horse	Plc	Mar	800 Posi	400 Posi	Time	3rd Qtr	4th Qt
2	Might And Victory	1	0.0m	0.0m (0)	0.0m (0)	2:06.30	28.80s	27.80s
8	Ima Sweet Torque	2	4.4m	7.6m (1)	7.4m (2)	2:06.62	28.78s	27.59s
9	Rudimentary	3	13.6m	11.6m (1)	13.6m (2)	2:07.29	28.94s	27.80s
4	Arma The Great	4	16.7m	3.6m (1)	7.6m (1)	2:07.52	29.09s	28.43s
5	Betting On Courage	5	17.9m	12.0m (0)	18.6m (0)	2:07.61	29.26s	27.75s
7	Watch Africandance	6	20.6m	8.0m (0)	14.6m (1)	2:07.81	29.27s	28.21s
10	Goodtime Miki	7	21.3m	15.6m (1)	18.4m (2)	2:07.86	29.00s	28.00s
3	Roses Are Best	8	26.0m	15.6m (0)	24.0m (0)	2:08.20	29.39s	27.94s
1	Im No Gift	9	46.8m	4.0m (0)	11.8m (0)	2:09.72	29.39s	30.22s

Finish Position and metres gained

First Arrow shows distance gain/loss from 2nd Qtr to 3rd Qtr,
Second Arrow shows distance gain/loss from 3rd Qtr to Finish
Blue arrow indicates best gain in these quarters.



800

Visual positions in race at 2nd Quarter



400

Visual positions in race at 3rd Quarter



Powered by



Harness Analyser

Sectional Analysis Software

Not just form | Free Trial

www.facebook.com/PJHarnessRacing



RISE Digital, Harness Racing Australia nor the provider accepts any responsibility for the completeness or accuracy of any of the information contained herein, and makes no representations about its suitability for any particular purpose. Users should make their own judgements about those matters and/or seek independent advice. You assume all risks associated with use of data provided on this page

Penrith Race 9 Distance 2125m

Thursday, 7 August 2025

Gross Time: 2:38.00

MileRate: 1:59.60

LeadTime: 38.00s

First Qtr: 30.30s

Second Qtr: 30.00s

Third Qtr: 29.90s

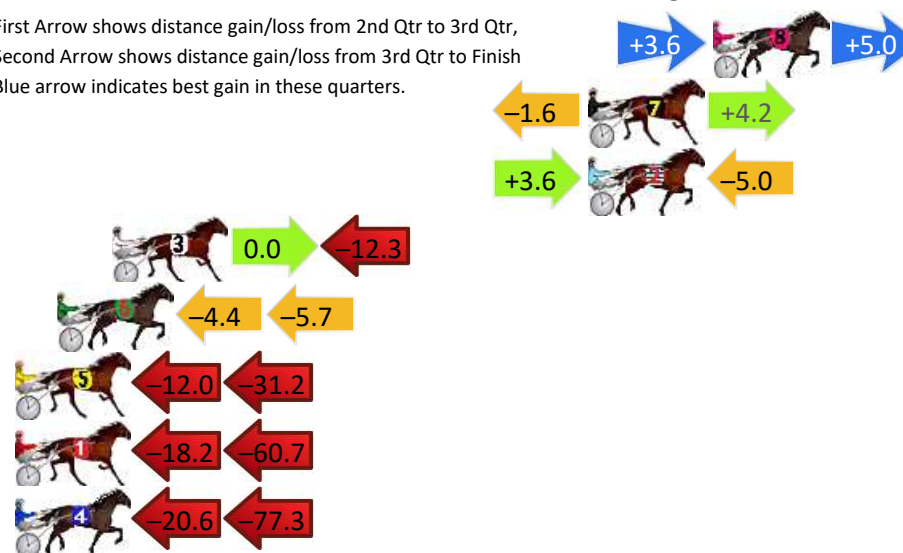
Fourth Qtr: 29.80s

DATA TABLE: 800 / 400 Posi's are position from leader and (how wide the horse was at that position)

No	Horse	Plc	Mar	800 Posi	400 Posi	Time	3rd Qtr	4th Qt
8	Eye Can Ear Amour	1	0.0m	8.6m (2)	5.0m (1)	2:38.00	29.63s	29.43s
7	Im The Sniper	2	5.0m	7.6m (0)	9.2m (0)	2:38.39	30.02s	29.49s
2	Adiradiva	3	5.0m	3.6m (1)	0.0m (0)	2:38.39	29.63s	30.17s
3	Designa Label	4	24.1m	11.8m (0)	11.8m (1)	2:39.88	29.90s	30.71s
6	Charjo	5	26.3m	16.2m (0)	20.6m (1)	2:40.05	30.23s	30.22s
5	Petes Captainsstar	6	64.8m	21.6m (0)	33.6m (0)	2:43.06	30.79s	32.11s
1	Mygirlvenus	7	78.9m	0.0m (0)	18.2m (0)	2:44.16	31.26s	34.30s
4	Elleschance	8	110.3m	12.4m (1)	33.0m (1)	2:46.61	31.44s	35.53s

Finish Position and metres gained

First Arrow shows distance gain/loss from 2nd Qtr to 3rd Qtr,
Second Arrow shows distance gain/loss from 3rd Qtr to Finish
Blue arrow indicates best gain in these quarters.



800

Visual positions in race at 2nd Quarter



400

Visual positions in race at 3rd Quarter



Powered by



Harness Analyser

Sectional Analysis Software

Not just form | Free Trial

www.facebook.com/PJHarnessRacing



RISE Digital, Harness Racing Australia nor the provider accepts any responsibility for the completeness or accuracy of any of the information contained herein, and makes no representations about its suitability for any particular purpose. Users should make their own judgements about those matters and/or seek independent advice. You assume all risks associated with use of data provided on this page