

# Tamworth Race 1 Distance 1980m

Thursday, 7 August 2025

Gross Time: 2:30.00

MileRate: 2:01.90

LeadTime: 28.20s

First Qtr: 32.00s

Second Qtr: 30.60s

Third Qtr: 29.20s



Fourth Qtr: 30.00s

DATA TABLE: 800 / 400 Posi's are position from leader and (how wide the horse was at that position)

No	Horse	Plc	Mar	800 Posi	400 Posi	Time	3rd Qtr	4th Qt
1	Jackys Maria	1	0.0m	4.0m (0)	4.4m (0)	2:30.00	29.23s	29.67s
2	Heavenly Turbo	2	3.8m	0.0m (0)	0.0m (0)	2:30.30	29.20s	30.28s
7	Try Catching Me	3	6.7m	8.0m (0)	9.2m (0)	2:30.53	29.29s	29.81s
6	Tigermac	4	11.5m	13.0m (0)	14.0m (0)	2:30.90	29.28s	29.81s
5	Spooky Art	5	16.0m	1.4m (1)	3.2m (1)	2:31.26	29.32s	30.95s
9	My Ultimate Hugo	6	17.3m	9.4m (1)	8.8m (2)	2:31.36	29.15s	30.63s
10	Macedes	7	19.0m	13.4m (1)	13.0m (2)	2:31.49	29.16s	30.45s
3	Need Some Air	8	21.1m	5.2m (1)	7.8m (1)	2:31.66	29.38s	30.99s
4	What Again Shannon	9	50.3m	18.6m (0)	28.0m (0)	2:33.95	29.87s	31.66s

## Finish Position and metres gained

First Arrow shows distance gain/loss from 2nd Qtr to 3rd Qtr,  
Second Arrow shows distance gain/loss from 3rd Qtr to Finish  
Blue arrow indicates best gain in these quarters.



800

Visual positions in race at 2nd Quarter



400

Visual positions in race at 3rd Quarter



Powered by



Harness Analyser

Sectional Analysis Software

Not just form | Free Trial

[www.facebook.com/PJHarnessRacing](http://www.facebook.com/PJHarnessRacing)



RISE Digital, Harness Racing Australia nor the provider accepts any responsibility for the completeness or accuracy of any of the information contained herein, and makes no representations about its suitability for any particular purpose. Users should make their own judgements about those matters and/or seek independent advice. You assume all risks associated with use of data provided on this page

# Tamworth Race 2 Distance 1609m

Thursday, 7 August 2025


Gross Time: 1:59.00 MileRate: 1:59.00 LeadTime: 0.00s First Qtr: 27.80s Second Qtr: 31.10s Third Qtr: 30.20s Fourth Qtr: 30.00s

DATA TABLE: 800 / 400 Posi's are position from leader and (how wide the horse was at that position)

No	Horse	Plc	Mar	800 Posi	400 Posi	Time	3rd Qtr	4th Qt
1	Terror Flying	1	0.0m	0.0m (0)	0.0m (0)	1:59.00	30.20s	30.00s
5	Rum Delight	2	7.3m	8.6m (1)	6.2m (1)	1:59.57	30.02s	30.08s
6	Yogi	3	7.4m	4.0m (0)	5.0m (0)	1:59.58	30.28s	30.18s
10	Tasmans Delight	4	10.0m	16.8m (1)	17.2m (1)	1:59.79	30.23s	29.46s
2	Hey Dude	5	10.6m	4.6m (1)	2.2m (1)	1:59.83	30.02s	30.63s
8	Dolly Miss Molly	6	12.8m	13.0m (1)	12.4m (1)	2:00.01	30.16s	30.03s
7	Benjimagee	7	13.8m	7.8m (0)	9.4m (0)	2:00.08	30.32s	30.33s
3	Sweet Sunshine	8	14.9m	11.8m (0)	14.0m (0)	2:00.17	30.36s	30.07s
9	Three Parts Grey	9	15.7m	16.0m (0)	19.4m (0)	2:00.23	30.45s	29.72s
4	Double Mach	10	22.9m	20.8m (1)	22.2m (1)	2:00.80	30.30s	30.05s

## Finish Position and metres gained

First Arrow shows distance gain/loss from 2nd Qtr to 3rd Qtr,  
Second Arrow shows distance gain/loss from 3rd Qtr to Finish  
Blue arrow indicates best gain in these quarters.



800

Visual positions in race at 2nd Quarter



400

Visual positions in race at 3rd Quarter



Powered by



Harness Analyser

Sectional Analysis Software

Not just form | Free Trial

[www.facebook.com/PJHarnessRacing](http://www.facebook.com/PJHarnessRacing)



RISE Digital, Harness Racing Australia nor the provider accepts any responsibility for the completeness or accuracy of any of the information contained herein, and makes no representations about its suitability for any particular purpose. Users should make their own judgements about those matters and/or seek independent advice. You assume all risks associated with use of data provided on this page

# Tamworth Race 3 Distance 1609m

Thursday, 7 August 2025


Gross Time: 1:58.70 MileRate: 1:58.70 LeadTime: 0.00s First Qtr: 28.70s Second Qtr: 29.20s Third Qtr: 29.30s Fourth Qtr: 31.40s

DATA TABLE: 800 / 400 Posi's are position from leader and (how wide the horse was at that position)

No	Horse	Plc	Mar	800 Posi	400 Posi	Time	3rd Qtr	4th Qt
8	Bring Your Best	1	0.0m	8.8m (1)	8.6m (2)	1:58.70	29.31s	30.73s
4	Silent Reaction	2	0.6m	0.4m (1)	0.4m (1)	1:58.75	29.30s	31.42s
1	Slingshot	3	3.0m	0.0m (0)	0.0m (0)	1:58.95	29.29s	31.63s
7	Iamnopet	4	4.8m	4.4m (0)	7.2m (0)	1:59.09	29.52s	31.21s
5	Country Major	5	6.7m	13.0m (1)	13.6m (1)	1:59.25	29.36s	30.86s
10	Barrys Brother	6	7.2m	13.4m (0)	18.6m (1)	1:59.29	29.72s	30.51s
2	Montana Nights	7	10.1m	4.6m (1)	6.0m (1)	1:59.53	29.39s	31.72s
3	Just Tommy	8	14.6m	17.0m (1)	21.0m (2)	1:59.90	29.62s	30.90s
6	Rolamax	9	24.7m	22.2m (1)	28.2m (1)	2:00.73	29.76s	31.13s
9	Midas Shannon	10	29.8m	9.2m (0)	17.4m (0)	2:01.15	29.89s	32.37s

## Finish Position and metres gained

First Arrow shows distance gain/loss from 2nd Qtr to 3rd Qtr, Second Arrow shows distance gain/loss from 3rd Qtr to Finish Blue arrow indicates best gain in these quarters.



800

Visual positions in race at 2nd Quarter



400

Visual positions in race at 3rd Quarter



Powered by



Harness Analyser

Sectional Analysis Software

Not just form | Free Trial

[www.facebook.com/PJHarnessRacing](http://www.facebook.com/PJHarnessRacing)



RISE Digital, Harness Racing Australia nor the provider accepts any responsibility for the completeness or accuracy of any of the information contained herein, and makes no representations about its suitability for any particular purpose. Users should make their own judgements about those matters and/or seek independent advice. You assume all risks associated with use of data provided on this page

# Tamworth Race 4 Distance 1609m

Thursday, 7 August 2025


Gross Time: 1:56.80 MileRate: 1:56.80 LeadTime: 0.00s First Qtr: 29.40s Second Qtr: 29.30s Third Qtr: 29.10s Fourth Qtr: 29.10s

DATA TABLE: 800 / 400 Posi's are position from leader and (how wide the horse was at that position)

No	Horse	Plc	Mar	800 Posi	400 Posi	Time	3rd Qtr	4th Qt
1	Thomas Royal	1	0.0m	0.0m (0)	0.0m (0)	1:56.80	29.10s	29.10s
2	Classic Arc	2	8.7m	1.2m (1)	2.6m (1)	1:57.46	29.20s	29.54s
7	Zacharooni	3	11.0m	4.0m (0)	4.2m (0)	1:57.64	29.11s	29.59s
3	Be Good Benny	4	11.7m	5.0m (1)	7.0m (1)	1:57.69	29.24s	29.44s
8	Antetokounmpo	5	12.9m	8.6m (0)	8.6m (0)	1:57.78	29.10s	29.41s
6	Johnny Dee	6	19.6m	12.4m (0)	13.4m (0)	1:58.30	29.17s	29.55s
10	Rocknroll Rambo	7	19.8m	17.4m (1)	13.6m (2)	1:58.31	28.83s	29.55s
4	Mac Stubborn	8	24.0m	9.2m (1)	11.6m (1)	1:58.63	29.27s	30.00s
5	Uncle Gregory	9	25.4m	16.4m (0)	18.8m (0)	1:58.74	29.27s	29.58s
9	Agent Callan	10	34.9m	13.6m (1)	17.0m (1)	1:59.46	29.35s	30.39s

## Finish Position and metres gained

First Arrow shows distance gain/loss from 2nd Qtr to 3rd Qtr,  
Second Arrow shows distance gain/loss from 3rd Qtr to Finish  
Blue arrow indicates best gain in these quarters.



800

Visual positions in race at 2nd Quarter



400

Visual positions in race at 3rd Quarter



Powered by



Harness Analyser

Sectional Analysis Software

Not just form | Free Trial

[www.facebook.com/PJHarnessRacing](http://www.facebook.com/PJHarnessRacing)



RISE Digital, Harness Racing Australia nor the provider accepts any responsibility for the completeness or accuracy of any of the information contained herein, and makes no representations about its suitability for any particular purpose. Users should make their own judgements about those matters and/or seek independent advice. You assume all risks associated with use of data provided on this page



# Tamworth Race 5 Distance 1609m

Thursday, 7 August 2025



Gross Time: 1:59.90 MileRate: 1:59.90 LeadTime: 0.00s First Qtr: 29.80s Second Qtr: 30.20s Third Qtr: 29.50s Fourth Qtr: 30.50s

DATA TABLE: 800 / 400 Posi's are position from leader and (how wide the horse was at that position)

NoHorse	Plc	Mar	800 Posi	400 Posi	Time	3rd Qtr	4th Qt
5 Whens Lunch	1	0.0m	2.2m (1)	0.0m (1)	1:59.90	29.34s	30.50s
7 Rockindownunder	2	0.1m	10.2m (1)	7.2m (2)	1:59.91	29.29s	29.96s
9 Dougs Rules	3	1.6m	12.4m (2)	3.0m (2)	2:00.03	28.80s	30.39s
10 Drakaina	4	2.7m	17.0m (0)	9.8m (1)	2:00.12	28.97s	29.96s
1 Feisty Tiger	5	3.5m	4.0m (0)	4.0m (0)	2:00.18	29.50s	30.46s
8 Katastrophee	6	3.7m	6.2m (1)	4.4m (1)	2:00.20	29.37s	30.45s
6 Miss Out	7	6.1m	20.8m (1)	16.0m (1)	2:00.39	29.15s	29.75s
3 Lookat Mee	8	7.8m	12.0m (0)	12.0m (0)	2:00.52	29.51s	30.18s
2 Ellie Rippin	9	8.3m	8.0m (0)	8.2m (0)	2:00.56	29.51s	30.51s
4 See The Dream	10	11.0m	0.0m (0)	0.0m (0)	2:00.78	29.49s	31.33s

## Finish Position and metres gained

First Arrow shows distance gain/loss from 2nd Qtr to 3rd Qtr,  
Second Arrow shows distance gain/loss from 3rd Qtr to Finish  
Blue arrow indicates best gain in these quarters.



# Tamworth Race 6 Distance 1980m

Thursday, 7 August 2025

Gross Time: 2:26.40

MileRate: 1:59.00

LeadTime: 27.30s

First Qtr: 30.60s

Second Qtr: 29.60s

Third Qtr: 29.00s

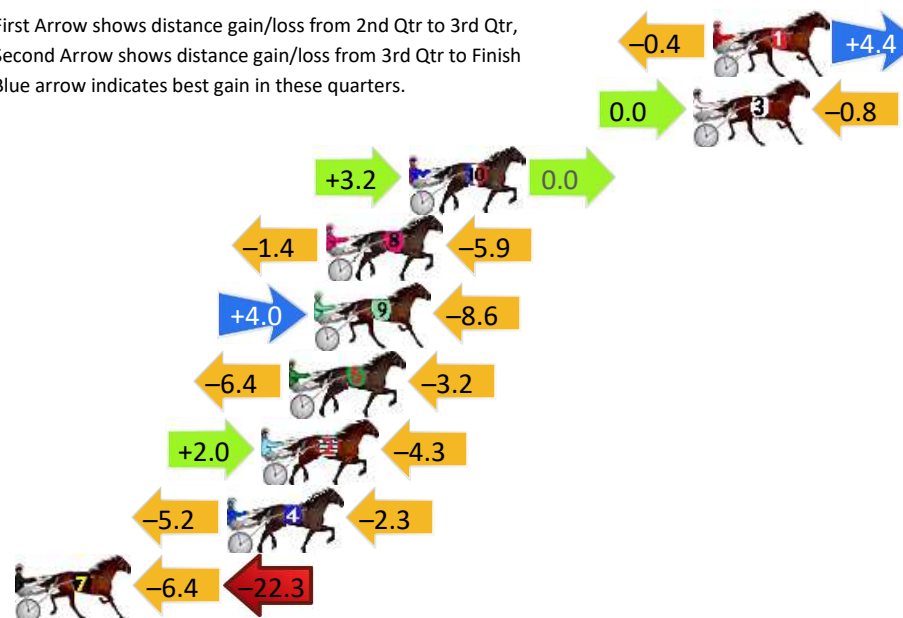
Fourth Qtr: 29.90s

DATA TABLE: 800 / 400 Posi's are position from leader and (how wide the horse was at that position)

No	Horse	Plc	Mar	800 Posi	400 Posi	Time	3rd Qtr	4th Qt
1	Ultimate Empire	1	0.0m	4.0m (0)	4.4m (0)	2:26.40	29.03s	29.57s
3	Jeffcoate	2	0.8m	0.0m (0)	0.0m (0)	2:26.46	29.00s	29.96s
10	Mini Mine Yet	3	12.2m	15.4m (1)	12.2m (2)	2:27.36	28.77s	29.90s
8	Reds Good To Go	4	15.5m	8.2m (0)	9.6m (0)	2:27.61	29.10s	30.34s
9	Keilor Baby Shark	5	16.0m	11.4m (1)	7.4m (2)	2:27.65	28.70s	30.54s
6	Joe By The Seaside	6	17.0m	7.4m (1)	13.8m (1)	2:27.73	29.46s	30.14s
2	Dual Cam	7	18.1m	15.8m (0)	13.8m (0)	2:27.82	28.85s	30.22s
4	Eiffel From Heaven	8	19.5m	12.0m (0)	17.2m (2)	2:27.93	29.38s	30.07s
7	My Rock Moves	9	31.7m	3.0m (1)	9.4m (1)	2:28.88	29.44s	31.56s

## Finish Position and metres gained

First Arrow shows distance gain/loss from 2nd Qtr to 3rd Qtr,  
Second Arrow shows distance gain/loss from 3rd Qtr to Finish  
Blue arrow indicates best gain in these quarters.



800

Visual positions in race at 2nd Quarter



400

Visual positions in race at 3rd Quarter



Powered by



Harness Analyser

Sectional Analysis Software

Not just form | Free Trial

[www.facebook.com/PJHarnessRacing](http://www.facebook.com/PJHarnessRacing)



RISE Digital, Harness Racing Australia nor the provider accepts any responsibility for the completeness or accuracy of any of the information contained herein, and makes no representations about its suitability for any particular purpose. Users should make their own judgements about those matters and/or seek independent advice. You assume all risks associated with use of data provided on this page

# Tamworth Race 7 Distance 1609m

Thursday, 7 August 2025

Gross Time: 1:57.50 MileRate: 1:57.50 LeadTime: 0.00s First Qtr: 29.60s Second Qtr: 30.40s Third Qtr: 28.90s Fourth Qtr: 28.70s

DATA TABLE: 800 / 400 Posi's are position from leader and (how wide the horse was at that position)

NoHorse	Plc	Mar	800 Posi	400 Posi	Time	3rd Qtr	4th Qt
8 Allsopp	1	0.0m	8.0m (1)	7.2m (1)	1:57.50	28.84s	28.19s
3 He Said She Said	2	7.9m	0.0m (0)	0.0m (0)	1:58.10	28.90s	29.26s
1 Whiskey Royale	3	13.1m	4.4m (0)	4.4m (0)	1:58.49	28.90s	29.32s
5 Threebushelsofoats	4	13.2m	3.6m (1)	2.6m (1)	1:58.49	28.83s	29.46s
2 Renrow Lad	5	13.3m	8.6m (0)	8.6m (0)	1:58.50	28.90s	29.04s
7 Elouisa Dale	6	14.1m	12.6m (0)	12.6m (0)	1:58.56	28.90s	28.81s
9 Annie Crocker	7	15.0m	12.0m (1)	11.2m (1)	1:58.63	28.84s	28.97s
10 Amillion Promises	8	15.8m	16.0m (1)	15.6m (1)	1:58.69	28.87s	28.71s
6 Lucky Beach Boy	9	17.1m	17.0m (0)	16.6m (0)	1:58.79	28.87s	28.74s

## Finish Position and metres gained

First Arrow shows distance gain/loss from 2nd Qtr to 3rd Qtr,  
Second Arrow shows distance gain/loss from 3rd Qtr to Finish  
Blue arrow indicates best gain in these quarters.



800

Visual positions in race at 2nd Quarter



400

Visual positions in race at 3rd Quarter



Powered by



Harness Analyser

Sectional Analysis Software

Not just form | Free Trial

[www.facebook.com/PJHarnessRacing](http://www.facebook.com/PJHarnessRacing)



RISE Digital, Harness Racing Australia nor the provider accepts any responsibility for the completeness or accuracy of any of the information contained herein, and makes no representations about its suitability for any particular purpose. Users should make their own judgements about those matters and/or seek independent advice. You assume all risks associated with use of data provided on this page

# Tamworth Race 8 Distance 1980m

Thursday, 7 August 2025

Gross Time: 2:29.40

MileRate: 2:01.40

LeadTime: 29.00s

First Qtr: 32.90s

Second Qtr: 30.90s

Third Qtr: 29.00s


Fourth Qtr: 27.60s

DATA TABLE: 800 / 400 Posi's are position from leader and (how wide the horse was at that position)

No	Horse	Plc	Mar	800 Posi	400 Posi	Time	3rd Qtr	4th Qt
1	Grosso Naso	1	0.0m	0.0m (0)	0.0m (0)	2:29.40	29.00s	27.60s
7	Night To Remember	2	8.5m	4.0m (0)	4.4m (0)	2:30.02	29.04s	27.88s
2	Bat Matson	3	9.3m	7.4m (1)	7.2m (1)	2:30.08	28.99s	27.74s
3	Paratrouper	4	10.6m	3.0m (1)	3.0m (1)	2:30.17	29.01s	28.12s
8	Rock Fisherman	5	12.3m	8.0m (0)	8.4m (0)	2:30.29	29.03s	27.87s
5	Racing Paula	6	15.2m	15.4m (1)	15.6m (1)	2:30.50	29.01s	27.57s
10	Escalera	7	15.3m	12.0m (0)	12.4m (0)	2:30.51	29.03s	27.80s
6	Rick Reilly	8	21.8m	16.4m (0)	16.8m (0)	2:30.98	29.04s	27.94s
4	Fast Tracker	9	24.7m	11.4m (1)	11.4m (1)	2:31.19	29.02s	28.51s

## Finish Position and metres gained

First Arrow shows distance gain/loss from 2nd Qtr to 3rd Qtr,  
Second Arrow shows distance gain/loss from 3rd Qtr to Finish  
Blue arrow indicates best gain in these quarters.



800

Visual positions in race at 2nd Quarter



400

Visual positions in race at 3rd Quarter



Powered by



Harness Analyser

Sectional Analysis Software

Not just form | Free Trial

[www.facebook.com/PJHarnessRacing](http://www.facebook.com/PJHarnessRacing)



RISE Digital, Harness Racing Australia nor the provider accepts any responsibility for the completeness or accuracy of any of the information contained herein, and makes no representations about its suitability for any particular purpose. Users should make their own judgements about those matters and/or seek independent advice. You assume all risks associated with use of data provided on this page