

Dubbo Race 1 Distance 1720m

Friday, 8 August 2025


Gross Time: 2:07.90 MileRate: 1:59.70 LeadTime: 7.50s First Qtr: 30.30s Second Qtr: 31.30s Third Qtr: 29.60s Fourth Qtr: 29.20s

DATA TABLE: 800 / 400 Posi's are position from leader and (how wide the horse was at that position)

NoHorse	Plc	Mar	800 Posi	400 Posi	Time	3rd Qtr	4th Qt
8 Burrabadine Bullet	1	0.0m	6.0m (1)	6.0m (1)	2:07.90	29.60s	28.76s
9 Limbo Lenny	2	0.2m	10.0m (1)	10.0m (1)	2:07.92	29.60s	28.49s
2 The Ringmaster	3	1.8m	1.6m (1)	1.4m (1)	2:08.04	29.59s	29.23s
1 Mohawk Park	4	1.8m	4.6m (0)	4.2m (0)	2:08.04	29.57s	29.03s
4 Chillax	5	3.1m	13.8m (1)	10.2m (2)	2:08.14	29.33s	28.68s
7 Surfin At Midnight	6	4.4m	9.0m (0)	9.0m (0)	2:08.24	29.60s	28.87s
3 Jay Bee	7	4.6m	0.0m (0)	0.0m (0)	2:08.25	29.60s	29.53s
10 Girls View	8	5.9m	13.8m (0)	14.0m (0)	2:08.35	29.61s	28.61s
5 Justadiva	9	7.8m	18.0m (0)	18.8m (0)	2:08.50	29.65s	28.40s
6 One Stunin Melody	10	34.2m	18.2m (1)	19.6m (1)	2:10.52	29.71s	30.26s

Finish Position and metres gained

First Arrow shows distance gain/loss from 2nd Qtr to 3rd Qtr,
Second Arrow shows distance gain/loss from 3rd Qtr to Finish
Blue arrow indicates best gain in these quarters.



800

Visual positions in race at 2nd Quarter



400

Visual positions in race at 3rd Quarter



Powered by



Harness Analyser

Sectional Analysis Software

Not just form | Free Trial

www.facebook.com/PJHarnessRacing



RISE Digital, Harness Racing Australia nor the provider accepts any responsibility for the completeness or accuracy of any of the information contained herein, and makes no representations about its suitability for any particular purpose. Users should make their own judgements about those matters and/or seek independent advice. You assume all risks associated with use of data provided on this page

Dubbo Race 2 Distance 1720m

Friday, 8 August 2025

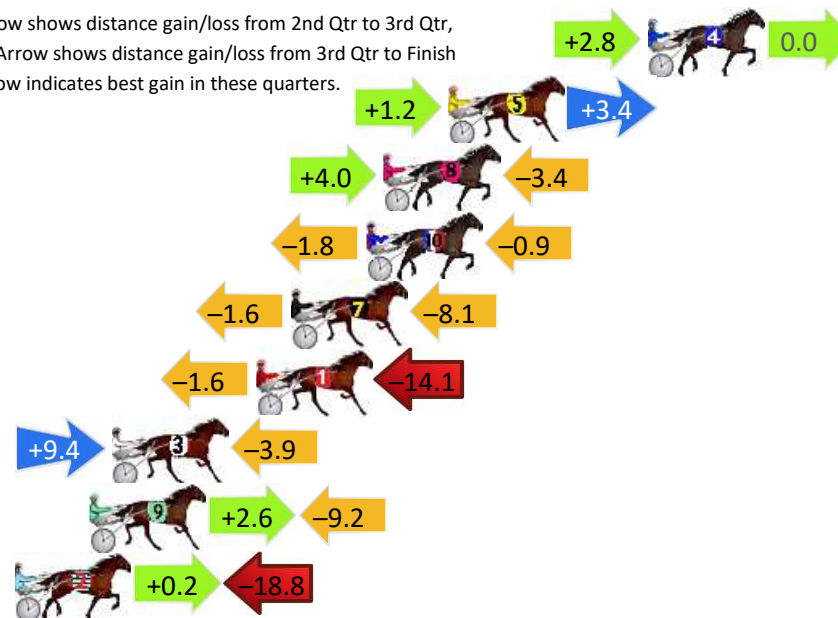
Gross Time: 2:06.50 MileRate: 1:58.40 LeadTime: 7.60s First Qtr: 30.10s Second Qtr: 29.70s Third Qtr: 29.80s Fourth Qtr: 29.30s

DATA TABLE: 800 / 400 Posi's are position from leader and (how wide the horse was at that position)

No	Horse	Plc	Mar	800 Posi	400 Posi	Time	3rd Qtr	4th Qt
4	The Accidental One	1	0.0m	2.8m (1)	0.0m (1)	2:06.50	29.59s	29.30s
5	Mittys Three Aces	2	8.0m	12.6m (0)	11.4m (1)	2:07.11	29.71s	29.05s
8	Cam I Am	3	10.6m	11.2m (1)	7.2m (2)	2:07.31	29.51s	29.55s
10	Caribbean Pat	4	11.3m	8.6m (0)	10.4m (0)	2:07.37	29.93s	29.37s
7	Nikalong Mint	5	14.3m	4.6m (0)	6.2m (0)	2:07.60	29.92s	29.89s
1	Josey Mint	6	15.7m	0.0m (0)	1.6m (0)	2:07.71	29.93s	30.33s
3	Midnight Terror	7	21.5m	27.0m (0)	17.6m (1)	2:08.15	29.11s	29.58s
9	Nevertoolate	8	22.4m	15.8m (1)	13.2m (2)	2:08.22	29.61s	29.97s
2	Burrabadine Dancer	9	25.4m	6.8m (1)	6.6m (1)	2:08.45	29.80s	30.67s

Finish Position and metres gained

First Arrow shows distance gain/loss from 2nd Qtr to 3rd Qtr,
Second Arrow shows distance gain/loss from 3rd Qtr to Finish
Blue arrow indicates best gain in these quarters.



800

Visual positions in race at 2nd Quarter



400

Visual positions in race at 3rd Quarter



Powered by



Harness Analyser

Sectional Analysis Software

Not just form | Free Trial

www.facebook.com/PJHarnessRacing



RISE Digital, Harness Racing Australia nor the provider accepts any responsibility for the completeness or accuracy of any of the information contained herein, and makes no representations about its suitability for any particular purpose. Users should make their own judgements about those matters and/or seek independent advice. You assume all risks associated with use of data provided on this page

Dubbo Race 3 Distance 1720m

Friday, 8 August 2025

Gross Time: 2:07.20

MileRate: 1:59.00

LeadTime: 7.90s

First Qtr: 29.50s

Second Qtr: 31.60s

Third Qtr: 29.90s


Fourth Qtr: 28.30s

DATA TABLE: 800 / 400 Posi's are position from leader and (how wide the horse was at that position)

No	Horse	Plc	Mar	800 Posi	400 Posi	Time	3rd Qtr	4th Qt
10	Rosie Romance	1	0.0m	0.0m (0)	0.0m (0)	2:07.20	29.90s	28.30s
1	Beach On Fire	2	3.0m	4.4m (0)	4.4m (0)	2:07.42	29.90s	28.20s
8	Willies Dollar	3	7.3m	6.2m (1)	5.4m (1)	2:07.74	29.85s	28.43s
2	Our Dickie Bart	4	8.3m	8.4m (0)	8.8m (0)	2:07.82	29.93s	28.26s
3	Rocky Leigh	5	9.3m	2.0m (1)	1.4m (1)	2:07.89	29.87s	28.86s
4	Letsgo Matilda	6	11.4m	12.4m (0)	11.0m (1)	2:08.05	29.80s	28.33s
9	Alta Downs	7	12.4m	10.2m (1)	9.6m (2)	2:08.12	29.86s	28.50s
7	Harvey Hughes	8	13.5m	16.6m (0)	16.4m (1)	2:08.20	29.88s	28.10s
6	Arts Fella	9	15.2m	15.0m (1)	14.4m (2)	2:08.33	29.86s	28.36s
5	Capitallee	10	33.1m	15.4m (2)	5.6m (2)	2:09.66	29.25s	30.23s

Finish Position and metres gained

First Arrow shows distance gain/loss from 2nd Qtr to 3rd Qtr,
Second Arrow shows distance gain/loss from 3rd Qtr to Finish
Blue arrow indicates best gain in these quarters.



800

Visual positions in race at 2nd Quarter



400

Visual positions in race at 3rd Quarter



Powered by



Harness Analyser

Sectional Analysis Software

Not just form | Free Trial

www.facebook.com/PJHarnessRacing



RISE Digital, Harness Racing Australia nor the provider accepts any responsibility for the completeness or accuracy of any of the information contained herein, and makes no representations about its suitability for any particular purpose. Users should make their own judgements about those matters and/or seek independent advice. You assume all risks associated with use of data provided on this page

Dubbo Race 4 Distance 2120m

Friday, 8 August 2025

Gross Time: 2:39.80

MileRate: 2:01.30

LeadTime: 37.50s

First Qtr: 32.50s

Second Qtr: 32.00s

Third Qtr: 29.80s


Fourth Qtr: 28.00s

DATA TABLE: 800 / 400 Posi's are position from leader and (how wide the horse was at that position)

No	Horse	Plc	Mar	800 Posi	400 Posi	Time	3rd Qtr	4th Qt
10	Barlor Heaven	1	0.0m	9.6m (0)	6.8m (1)	2:39.80	29.58s	27.53s
1	Krista Bellita	2	3.3m	5.8m (0)	4.2m (0)	2:40.04	29.68s	27.94s
2	A Lil Bit Of Love	3	4.8m	0.0m (0)	0.0m (0)	2:40.15	29.81s	28.33s
4	Rock The Nation	4	8.4m	3.4m (1)	0.4m (1)	2:40.42	29.60s	28.56s
3	Hooked On Winning	5	8.4m	7.6m (1)	3.2m (2)	2:40.42	29.50s	28.36s
5	Funda	6	9.1m	14.2m (0)	12.2m (0)	2:40.47	29.65s	27.78s
6	Always Lightning	7	14.9m	18.2m (0)	16.6m (0)	2:40.90	29.68s	27.88s
8	Lennox Bromac	8	21.9m	11.8m (1)	6.8m (3)	2:41.41	29.47s	29.05s
7	Hudson River	9	22.2m	16.2m (1)	8.2m (2)	2:41.43	29.26s	28.97s
9	Deewhy	10	24.8m	20.6m (1)	14.8m (1)	2:41.63	29.41s	28.70s


Finish Position and metres gained

First Arrow shows distance gain/loss from 2nd Qtr to 3rd Qtr,
Second Arrow shows distance gain/loss from 3rd Qtr to Finish
Blue arrow indicates best gain in these quarters.



Visual positions in race at 2nd Quarter

800



Visual positions in race at 3rd Quarter

400



Powered by



Harness Analyser

Sectional Analysis Software

Not just form | Free Trial

www.facebook.com/PJHarnessRacing



RISE Digital, Harness Racing Australia nor the provider accepts any responsibility for the completeness or accuracy of any of the information contained herein, and makes no representations about its suitability for any particular purpose. Users should make their own judgements about those matters and/or seek independent advice. You assume all risks associated with use of data provided on this page

Dubbo Race 5 Distance 2120m

Friday, 8 August 2025

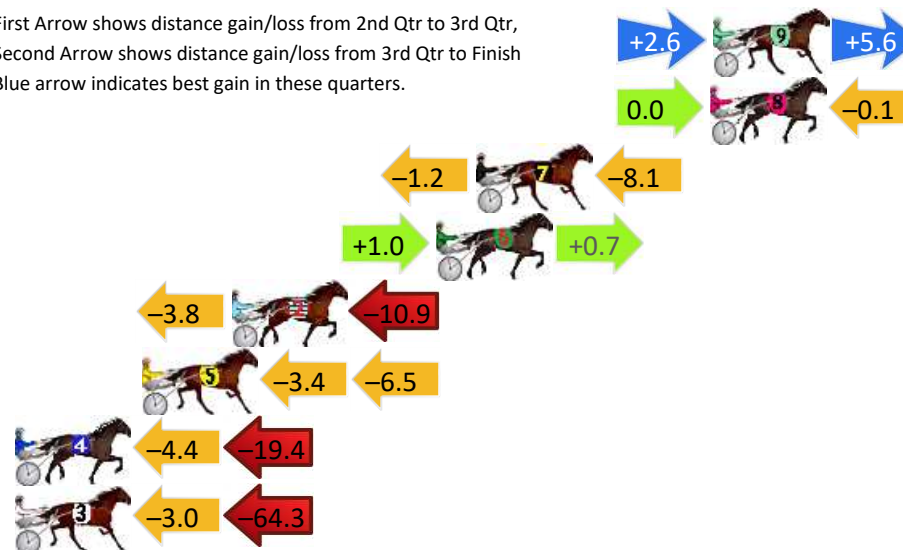
Gross Time: 2:37.40 MileRate: 1:59.50 LeadTime: 36.40s First Qtr: 31.10s Second Qtr: 30.90s Third Qtr: 29.30s Fourth Qtr: 29.70s

DATA TABLE: 800 / 400 Posi's are position from leader and (how wide the horse was at that position)

No	Horse	Plc	Mar	800 Posi	400 Posi	Time	3rd Qtr	4th Qt
9	Seven Tee Two	1	0.0m	8.2m (1)	5.6m (2)	2:37.40	29.11s	29.29s
8	Yarraman Kaylou	2	0.1m	0.0m (1)	0.0m (1)	2:37.41	29.30s	29.71s
7	Sanders	3	9.5m	0.2m (0)	1.4m (0)	2:38.14	29.38s	30.30s
6	Good Chat	4	11.1m	12.8m (1)	11.8m (1)	2:38.26	29.23s	29.65s
2	Miss Blue Stork	5	19.3m	4.6m (0)	8.4m (0)	2:38.90	29.57s	30.50s
5	Im Here To Party	6	22.9m	13.0m (0)	16.4m (1)	2:39.18	29.55s	30.18s
4	Beautifully Put	7	32.4m	8.6m (0)	13.0m (0)	2:39.92	29.61s	31.13s
3	Heskoalatee	8	71.3m	4.0m (1)	7.0m (1)	2:42.95	29.49s	34.45s

Finish Position and metres gained

First Arrow shows distance gain/loss from 2nd Qtr to 3rd Qtr, Second Arrow shows distance gain/loss from 3rd Qtr to Finish
Blue arrow indicates best gain in these quarters.



800

Visual positions in race at 2nd Quarter



400

Visual positions in race at 3rd Quarter



Powered by



Harness Analyser

Sectional Analysis Software

Not just form | Free Trial

www.facebook.com/PJHarnessRacing



RISE Digital, Harness Racing Australia nor the provider accepts any responsibility for the completeness or accuracy of any of the information contained herein, and makes no representations about its suitability for any particular purpose. Users should make their own judgements about those matters and/or seek independent advice. You assume all risks associated with use of data provided on this page

Dubbo Race 6 Distance 2120m

Friday, 8 August 2025



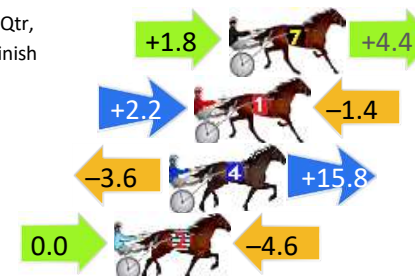
Gross Time: 2:39.00 MileRate: 2:00.70 LeadTime: 37.70s First Qtr: 31.20s Second Qtr: 30.10s Third Qtr: 29.40s Fourth Qtr: 30.60s

DATA TABLE: 800 / 400 Posi's are position from leader and (how wide the horse was at that position)

No	Horse	Plc	Mar	800 Posi	400 Posi	Time	3rd Qtr	4th Qt
7	Matterson Express	1	0.0m	6.2m (0)	4.4m (0)	2:39.00	29.27s	30.27s
1	Chasin You	2	1.4m	2.2m (0)	0.0m (0)	2:39.11	29.23s	30.71s
4	Fake Mint	3	2.4m	14.6m (1)	18.2m (1)	2:39.19	29.69s	29.40s
2	Reduce Speed	4	4.6m	0.0m (1)	0.0m (1)	2:39.37	29.39s	30.95s
3	Calm Reason	5	31.2m	10.6m (0)	8.6m (0)	2:41.50	29.22s	32.32s
6	Valentini	6	45.4m	5.6m (1)	8.0m (1)	2:42.64	29.52s	33.45s
8	Rocknroll Upton	7	57.0m	10.0m (1)	17.6m (0)	2:43.56	29.91s	33.60s
5	Limbo Lottie	8	74.1m	34.0m (0)	50.0m (0)	2:44.93	30.56s	32.43s

Finish Position and metres gained

First Arrow shows distance gain/loss from 2nd Qtr to 3rd Qtr,
Second Arrow shows distance gain/loss from 3rd Qtr to Finish
Blue arrow indicates best gain in these quarters.



Dubbo Race 7 Distance 1720m

Friday, 8 August 2025


Gross Time: 2:07.30 MileRate: 1:59.10 LeadTime: 7.70s First Qtr: 30.40s Second Qtr: 31.40s Third Qtr: 29.50s Fourth Qtr: 28.30s

DATA TABLE: 800 / 400 Posi's are position from leader and (how wide the horse was at that position)

NoHorse	Plc	Mar	800 Posi	400 Posi	Time	3rd Qtr	4th Qt
8 Seaside Sid	1	0.0m	0.2m (1)	0.0m (1)	2:07.30	29.49s	28.30s
1 Limeryck Lane	2	2.4m	0.0m (0)	2.4m (0)	2:07.48	29.67s	28.30s
11 Wokka Rock	3	12.6m	8.4m (1)	6.0m (1)	2:08.24	29.34s	28.76s
2 Adah Koko	4	18.7m	4.0m (0)	8.4m (0)	2:08.69	29.83s	29.02s
10 Beths Fury	5	28.3m	15.6m (0)	27.0m (1)	2:09.40	30.32s	28.39s
3 Straightnnarrow	6	39.7m	8.2m (0)	13.8m (0)	2:10.25	29.94s	30.12s
9 Major Uptown	7	55.1m	4.4m (1)	11.0m (1)	2:11.40	30.04s	31.40s
7 Cyclone Boy	8	89.5m	11.8m (0)	27.8m (0)	2:13.95	30.74s	32.64s
6 Joe Boy	9	107.1m	12.6m (1)	22.6m (0)	2:15.26	30.34s	34.24s
4 Always Stormy	10	248.3m	20.0m (0)	80.0m (0)	2:25.76	34.06s	40.14s

Finish Position and metres gained

First Arrow shows distance gain/loss from 2nd Qtr to 3rd Qtr,
Second Arrow shows distance gain/loss from 3rd Qtr to Finish
Blue arrow indicates best gain in these quarters.



800

Visual positions in race at 2nd Quarter



400

Visual positions in race at 3rd Quarter



Powered by



Harness Analyser

Sectional Analysis Software

Not just form | Free Trial

www.facebook.com/PJHarnessRacing



RISE Digital, Harness Racing Australia nor the provider accepts any responsibility for the completeness or accuracy of any of the information contained herein, and makes no representations about its suitability for any particular purpose. Users should make their own judgements about those matters and/or seek independent advice. You assume all risks associated with use of data provided on this page

Dubbo Race 8 Distance 2120m

Friday, 8 August 2025


Gross Time: 2:38.60 MileRate: 2:00.40 LeadTime: 38.00s First Qtr: 31.90s Second Qtr: 30.20s Third Qtr: 29.20s Fourth Qtr: 29.30s

DATA TABLE: 800 / 400 Posi's are position from leader and (how wide the horse was at that position)


No	Horse	Plc	Mar	800 Posi	400 Posi	Time	3rd Qtr	4th Qt
1	Chanceux	1	0.0m	0.0m (0)	0.0m (0)	2:38.60	29.20s	29.30s
8	Sergeant Pee Jay	2	8.5m	14.6m (1)	16.8m (2)	2:39.25	29.36s	28.70s
7	Rocknroll Bling	3	10.0m	8.2m (0)	8.8m (1)	2:39.37	29.24s	29.39s
9	Teddy Zing	4	15.5m	13.2m (0)	13.8m (0)	2:39.79	29.24s	29.42s
6	Mondos Reason	5	34.0m	10.4m (1)	14.4m (1)	2:41.21	29.49s	30.73s
10	Monster Mint	6	34.7m	18.8m (0)	20.2m (0)	2:41.27	29.30s	30.36s
3	Ya Racin Bella	7	37.9m	4.2m (0)	6.0m (0)	2:41.51	29.33s	31.62s
4	Barkway Thomas	8	88.9m	5.8m (1)	31.8m (1)	2:45.43	31.08s	33.46s
2	Bradness Moo	9	92.9m	20.4m (1)	39.4m (0)	2:45.74	30.57s	33.20s

Finish Position and metres gained

First Arrow shows distance gain/loss from 2nd Qtr to 3rd Qtr,
Second Arrow shows distance gain/loss from 3rd Qtr to Finish
Blue arrow indicates best gain in these quarters.



Visual positions in race at 2nd Quarter



Visual positions in race at 3rd Quarter



Powered by



Harness Analyser

Sectional Analysis Software

Not just form | Free Trial

www.facebook.com/PJHarnessRacing



RISE Digital, Harness Racing Australia nor the provider accepts any responsibility for the completeness or accuracy of any of the information contained herein, and makes no representations about its suitability for any particular purpose. Users should make their own judgements about those matters and/or seek independent advice. You assume all risks associated with use of data provided on this page