

Newcastle Race 1 Distance 1609m

Friday, 8 August 2025


Gross Time: 1:53.90 MileRate: 1:53.90 LeadTime: 0.00s First Qtr: 27.30s Second Qtr: 30.80s Third Qtr: 27.40s Fourth Qtr: 28.40s

DATA TABLE: 800 / 400 Posi's are position from leader and (how wide the horse was at that position)

No	Horse	Plc	Mar	800 Posi	400 Posi	Time	3rd Qtr	4th Qt
3	Spunkys Gotsecrets	1	0.0m	2.1m (1)	0.0m (1)	1:53.90	27.26s	28.40s
4	First String	2	3.7m	0.0m (0)	0.6m (0)	1:54.18	27.44s	28.64s
2	Peppa Bliss	3	3.9m	4.7m (0)	5.2m (0)	1:54.19	27.44s	28.33s
5	Cheddar Valley	4	4.9m	6.2m (1)	5.8m (1)	1:54.27	27.38s	28.37s
7	Heza Player	5	13.5m	10.3m (1)	10.4m (1)	1:54.91	27.42s	28.69s
1	Unsully	6	15.7m	8.8m (0)	9.8m (0)	1:55.07	27.48s	28.89s
8	Techy Creed	7	22.3m	15.6m (1)	14.4m (1)	1:55.56	27.34s	29.06s
9	Ultimate Rhapsody	8	29.2m	24.1m (0)	20.8m (0)	1:56.08	27.20s	29.14s
6	Little Frenchie	9	32.8m	17.6m (0)	15.0m (0)	1:56.35	27.24s	29.81s

Finish Position and metres gained

First Arrow shows distance gain/loss from 2nd Qtr to 3rd Qtr,
Second Arrow shows distance gain/loss from 3rd Qtr to Finish
Blue arrow indicates best gain in these quarters.



800

Visual positions in race at 2nd Quarter



400

Visual positions in race at 3rd Quarter



Powered by



Harness Analyser

Sectional Analysis Software

Not just form | Free Trial

www.facebook.com/PJHarnessRacing



RISE Digital, Harness Racing Australia nor the provider accepts any responsibility for the completeness or accuracy of any of the information contained herein, and makes no representations about its suitability for any particular purpose. Users should make their own judgements about those matters and/or seek independent advice. You assume all risks associated with use of data provided on this page

Newcastle Race 2 Distance 1609m

Friday, 8 August 2025



Gross Time: 1:54.50 MileRate: 1:54.50 LeadTime: 0.00s First Qtr: 27.80s Second Qtr: 30.70s Third Qtr: 27.40s Fourth Qtr: 28.60s

DATA TABLE: 800 / 400 Posi's are position from leader and (how wide the horse was at that position)

No	Horse	Plc	Mar	800 Posi	400 Posi	Time	3rd Qtr	4th Qt
5	Bushy Beach	1	0.0m	0.0m (0)	0.0m (0)	1:54.50	27.40s	28.60s
9	Karaoke King	2	2.2m	7.9m (1)	4.0m (1)	1:54.67	27.14s	28.49s
4	Yesnomaybeso	3	4.7m	12.6m (1)	9.2m (1)	1:54.85	27.18s	28.31s
6	Bettor Cheer	4	11.2m	17.9m (1)	13.8m (1)	1:55.34	27.14s	28.48s
3	Johnson Step	5	15.0m	4.7m (0)	7.5m (0)	1:55.63	27.60s	29.21s
1	Sunday Mornings	6	16.5m	15.3m (0)	15.5m (0)	1:55.74	27.44s	28.76s
7	Racing Writer	7	17.2m	22.6m (1)	17.8m (1)	1:55.79	27.10s	28.65s
2	Halsey Nicole	8	40.5m	9.4m (0)	11.5m (0)	1:57.54	27.56s	30.84s

Finish Position and metres gained

First Arrow shows distance gain/loss from 2nd Qtr to 3rd Qtr,
Second Arrow shows distance gain/loss from 3rd Qtr to Finish
Blue arrow indicates best gain in these quarters.



Visual positions in race at 2nd Quarter



Visual positions in race at 3rd Quarter

Newcastle Race 3 Distance 2030m

Friday, 8 August 2025

Gross Time: 2:27.80

MileRate: 1:57.20

LeadTime: 30.10s

First Qtr: 30.30s

Second Qtr: 30.00s

Third Qtr: 28.20s


Fourth Qtr: 29.20s

DATA TABLE: 800 / 400 Posi's are position from leader and (how wide the horse was at that position)

No	Horse	Plc	Mar	800 Posi	400 Posi	Time	3rd Qtr	4th Qt
10	Mister Poverty	1	0.0m	13.4m (1)	11.8m (2)	2:27.80	28.10s	28.36s
1	Milli Me	2	1.0m	0.0m (0)	0.0m (0)	2:27.88	28.20s	29.28s
2	Crusader Miss	3	1.9m	8.3m (1)	3.9m (1)	2:27.95	27.90s	29.07s
3	Sweet Rocky	4	2.5m	9.1m (0)	15.7m (1)	2:27.99	28.68s	28.27s
8	Next To Me	5	5.9m	22.0m (1)	20.8m (2)	2:28.25	28.14s	28.17s
6	Hidden Delight	6	7.5m	18.3m (0)	24.1m (0)	2:28.37	28.64s	28.05s
7	Krafty Candy	7	12.3m	18.0m (1)	16.8m (2)	2:28.74	28.14s	28.94s
9	Our Ultimate Layla	8	26.4m	4.6m (0)	9.0m (0)	2:29.82	28.52s	30.58s
4	Terror Eyes	9	37.7m	3.7m (1)	11.2m (1)	2:30.69	28.74s	31.29s
5	Wot Dya Reckon	10	45.7m	13.7m (0)	19.6m (0)	2:31.30	28.64s	31.30s

Finish Position and metres gained

First Arrow shows distance gain/loss from 2nd Qtr to 3rd Qtr,
Second Arrow shows distance gain/loss from 3rd Qtr to Finish
Blue arrow indicates best gain in these quarters.



800

Visual positions in race at 2nd Quarter



400

Visual positions in race at 3rd Quarter



Powered by



Harness Analyser

Sectional Analysis Software

Not just form | Free Trial

www.facebook.com/PJHarnessRacing



RISE Digital, Harness Racing Australia nor the provider accepts any responsibility for the completeness or accuracy of any of the information contained herein, and makes no representations about its suitability for any particular purpose. Users should make their own judgements about those matters and/or seek independent advice. You assume all risks associated with use of data provided on this page

Newcastle Race 4 Distance 1609m

Friday, 8 August 2025

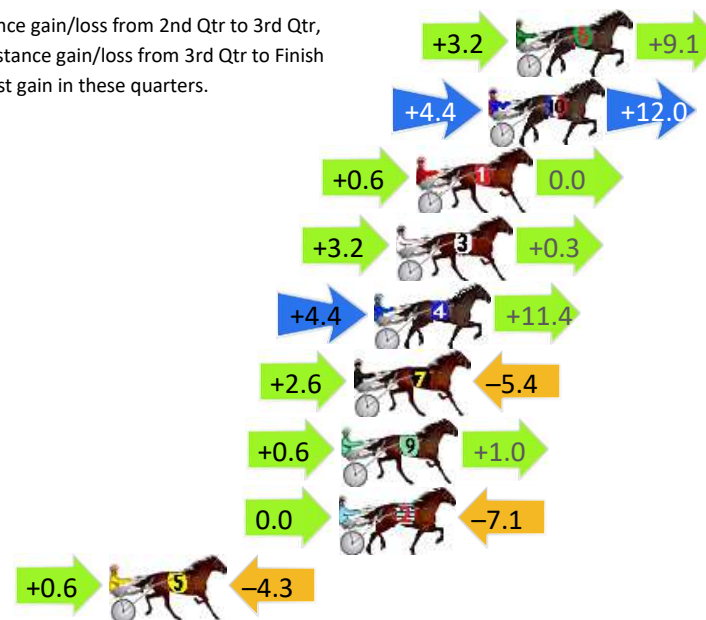
Gross Time: 1:54.40 MileRate: 1:54.40 LeadTime: 0.00s First Qtr: 27.40s Second Qtr: 30.50s Third Qtr: 28.10s Fourth Qtr: 28.40s

DATA TABLE: 800 / 400 Posi's are position from leader and (how wide the horse was at that position)

No	Horse	Plc	Mar	800 Posi	400 Posi	Time	3rd Qtr	4th Qt
6	Laceys Lad	1	0.0m	12.3m (1)	9.1m (1)	1:54.40	27.88s	27.76s
10	Duggee Sloy	2	1.1m	17.5m (1)	13.1m (1)	1:54.48	27.80s	27.56s
1	Port Au Prince	3	4.0m	4.6m (0)	4.0m (0)	1:54.70	28.06s	28.42s
3	Saint Crusader	4	4.8m	8.3m (1)	5.1m (1)	1:54.76	27.88s	28.40s
4	Heavenly Holly	5	5.7m	21.5m (1)	17.1m (1)	1:54.83	27.80s	27.63s
7	Cool Night	6	6.5m	3.7m (1)	1.1m (1)	1:54.88	27.92s	28.80s
9	Mondello Beach	7	7.0m	8.6m (0)	8.0m (0)	1:54.92	28.06s	28.36s
2	Little Demon	8	7.1m	0.0m (0)	0.0m (0)	1:54.93	28.10s	28.93s
5	Fire Fox	9	16.3m	12.6m (0)	12.0m (0)	1:55.62	28.06s	28.78s

Finish Position and metres gained

First Arrow shows distance gain/loss from 2nd Qtr to 3rd Qtr,
Second Arrow shows distance gain/loss from 3rd Qtr to Finish
Blue arrow indicates best gain in these quarters.



Visual positions in race at 2nd Quarter

800



Visual positions in race at 3rd Quarter

400



Powered by



Harness Analyser

Sectional Analysis Software

Not just form | Free Trial

www.facebook.com/PJHarnessRacing



RISE Digital, Harness Racing Australia nor the provider accepts any responsibility for the completeness or accuracy of any of the information contained herein, and makes no representations about its suitability for any particular purpose. Users should make their own judgements about those matters and/or seek independent advice. You assume all risks associated with use of data provided on this page

Newcastle Race 6 Distance 1609m

Friday, 8 August 2025


Gross Time: 1:54.20 MileRate: 1:54.20 LeadTime: 0.00s First Qtr: 27.60s Second Qtr: 29.90s Third Qtr: 28.00s Fourth Qtr: 28.70s

DATA TABLE: 800 / 400 Posi's are position from leader and (how wide the horse was at that position)

NoHorse	Plc	Mar	800 Posi	400 Posi	Time	3rd Qtr	4th Qt
7 Walter Warlock	1	0.0m	7.8m (1)	5.4m (2)	1:54.20	27.84s	28.31s
5 Fake Friends	2	4.9m	0.0m (0)	0.0m (0)	1:54.57	28.00s	29.05s
4 Nothing Finer	3	16.7m	4.0m (0)	4.2m (0)	1:55.46	28.00s	29.59s
9 Fay Irene	4	18.5m	12.4m (0)	10.6m (1)	1:55.59	27.87s	29.26s
8 Captain Groove	5	18.9m	16.8m (0)	13.8m (0)	1:55.62	27.78s	29.06s
1 Oak Ridge	6	19.8m	8.4m (0)	8.4m (0)	1:55.69	27.99s	29.51s
3 Chlobro	7	24.7m	3.8m (1)	2.4m (1)	1:56.06	27.88s	30.29s
10 Louie Dada	8	26.0m	21.8m (1)	23.0m (0)	1:56.16	28.08s	28.91s
2 Sweet Tara	9	42.9m	12.8m (1)	10.8m (2)	1:57.43	27.83s	30.99s
6 Maywyn Bonton Boy	10	58.6m	17.2m (1)	20.8m (1)	1:58.62	28.22s	31.40s

Finish Position and metres gained

First Arrow shows distance gain/loss from 2nd Qtr to 3rd Qtr,
Second Arrow shows distance gain/loss from 3rd Qtr to Finish
Blue arrow indicates best gain in these quarters.



Visual positions in race at 2nd Quarter



Visual positions in race at 3rd Quarter

Newcastle Race 7 Distance 1609m

Friday, 8 August 2025


Gross Time: 1:53.80 MileRate: 1:53.80 LeadTime: 0.00s First Qtr: 27.00s Second Qtr: 28.40s Third Qtr: 28.70s Fourth Qtr: 29.70s

DATA TABLE: 800 / 400 Posi's are position from leader and (how wide the horse was at that position)

No	Horse	Plc	Mar	800 Posi	400 Posi	Time	3rd Qtr	4th Qt
2	Addocar	1	0.0m	4.2m (0)	4.0m (0)	1:53.80	28.69s	29.40s
1	Mystical Sunshine	2	5.5m	10.2m (0)	8.8m (0)	1:54.23	28.60s	29.46s
9	Bettathanmozarella	3	14.8m	15.2m (0)	12.8m (1)	1:54.95	28.52s	29.85s
4	Sapphiresndiamonds	4	17.4m	0.0m (0)	0.0m (0)	1:55.15	28.68s	30.98s
5	Ellezie	5	27.8m	12.6m (1)	12.6m (2)	1:55.96	28.68s	30.82s
10	Shalamar Miss	6	30.6m	21.0m (0)	17.2m (1)	1:56.18	28.41s	30.69s
8	Proletaire	7	33.3m	6.4m (1)	8.0m (2)	1:56.39	28.78s	31.57s
6	Fulloffight	8	38.0m	2.2m (1)	5.6m (1)	1:56.76	28.91s	32.09s

Finish Position and metres gained

First Arrow shows distance gain/loss from 2nd Qtr to 3rd Qtr,
Second Arrow shows distance gain/loss from 3rd Qtr to Finish
Blue arrow indicates best gain in these quarters.



800

Visual positions in race at 2nd Quarter



400

Visual positions in race at 3rd Quarter



Powered by



Harness Analyser

Sectional Analysis Software

Not just form | Free Trial

www.facebook.com/PJHarnessRacing



RISE Digital, Harness Racing Australia nor the provider accepts any responsibility for the completeness or accuracy of any of the information contained herein, and makes no representations about its suitability for any particular purpose. Users should make their own judgements about those matters and/or seek independent advice. You assume all risks associated with use of data provided on this page

Newcastle Race 8 Distance 1609m

Friday, 8 August 2025

Gross Time: 1:58.00 MileRate: 1:58.00 LeadTime: 0.00s First Qtr: 28.30s Second Qtr: 32.20s Third Qtr: 29.20s Fourth Qtr: 28.30s

DATA TABLE: 800 / 400 Posi's are position from leader and (how wide the horse was at that position)

No	Horse	Plc	Mar	800 Posi	400 Posi	Time	3rd Qtr	4th Qt
4	War Western	1	0.0m	7.4m (1)	6.2m (1)	1:58.00	29.11s	27.86s
1	Calculating Dancer	2	0.5m	0.0m (0)	0.0m (0)	1:58.04	29.20s	28.34s
2	Hasler	3	0.7m	3.8m (0)	4.8m (0)	1:58.05	29.27s	28.01s
5	Ire Of The Dragon	4	4.1m	3.2m (1)	1.6m (1)	1:58.30	29.09s	28.48s
9	Ascot Showtime	5	5.2m	7.8m (0)	9.4m (0)	1:58.39	29.31s	28.00s
6	Tough Talks	6	5.6m	11.8m (0)	14.0m (0)	1:58.42	29.35s	27.71s
3	Shiralee	7	6.5m	11.2m (1)	11.2m (1)	1:58.48	29.19s	27.97s
8	Blazin Chimes	8	7.7m	15.8m (0)	18.0m (0)	1:58.57	29.35s	27.58s
7	Fleur Bella	9	14.1m	19.8m (1)	20.6m (1)	1:59.05	29.25s	27.84s
10	Wild Card	10	15.1m	15.4m (1)	16.0m (1)	1:59.12	29.24s	28.24s


Finish Position and metres gained

First Arrow shows distance gain/loss from 2nd Qtr to 3rd Qtr,
Second Arrow shows distance gain/loss from 3rd Qtr to Finish
Blue arrow indicates best gain in these quarters.



800

Visual positions in race at 2nd Quarter



400

Visual positions in race at 3rd Quarter

Newcastle Race 9 Distance 1609m

Friday, 8 August 2025


Gross Time: 1:55.70 MileRate: 1:55.70 LeadTime: 0.00s First Qtr: 27.50s Second Qtr: 30.40s Third Qtr: 28.00s Fourth Qtr: 29.80s

DATA TABLE: 800 / 400 Posi's are position from leader and (how wide the horse was at that position)

NoHorse	Plc	Mar	800 Posi	400 Posi	Time	3rd Qtr	4th Qt
3 Oakie Smokeshow	1	0.0m	10.8m (1)	6.4m (2)	1:55.70	27.70s	29.33s
1 Rock Am Alyeska	2	4.2m	0.0m (0)	0.0m (0)	1:56.03	27.99s	30.11s
7 Modern Mischief	3	8.2m	21.6m (1)	14.8m (2)	1:56.34	27.53s	29.31s
4 Lochinvar Marcello	4	8.9m	9.0m (0)	9.2m (0)	1:56.39	28.02s	29.78s
5 Goldnglitz	5	18.3m	6.4m (1)	5.2m (1)	1:57.13	27.88s	30.77s
8 Liv On Love	6	21.2m	25.6m (1)	27.8m (0)	1:57.36	28.17s	29.31s
6 Tiger Attack	7	23.5m	18.4m (0)	20.6m (0)	1:57.53	28.15s	30.01s
9 Lord Jaydo	8	27.8m	5.0m (0)	5.0m (0)	1:57.87	27.95s	31.49s
2 Executivedecisions	9	37.3m	16.6m (1)	23.0m (1)	1:58.61	28.43s	30.86s
10 Fourty One Gee	10	44.1m	13.8m (0)	17.6m (1)	1:59.14	28.21s	31.76s


Finish Position and metres gained

First Arrow shows distance gain/loss from 2nd Qtr to 3rd Qtr,
Second Arrow shows distance gain/loss from 3rd Qtr to Finish
Blue arrow indicates best gain in these quarters.



800

Visual positions in race at 2nd Quarter



400

Visual positions in race at 3rd Quarter



Powered by



Harness Analyser

Sectional Analysis Software

Not just form | Free Trial

www.facebook.com/PJHarnessRacing



RISE Digital, Harness Racing Australia nor the provider accepts any responsibility for the completeness or accuracy of any of the information contained herein, and makes no representations about its suitability for any particular purpose. Users should make their own judgements about those matters and/or seek independent advice. You assume all risks associated with use of data provided on this page

Newcastle Race 10 Distance 1609m

Friday, 8 August 2025


Gross Time: 1:57.40 MileRate: 1:57.40 LeadTime: 0.00s First Qtr: 27.70s Second Qtr: 31.10s Third Qtr: 28.90s Fourth Qtr: 29.80s

DATA TABLE: 800 / 400 Posi's are position from leader and (how wide the horse was at that position)

No	Horse	Plc	Mar	800 Posi	400 Posi	Time	3rd Qtr	4th Qt
3	Deecee Rockin	1	0.0m	0.0m (0)	0.0m (0)	1:57.40	28.90s	29.80s
2	Seamark	2	0.9m	4.0m (0)	5.2m (0)	1:57.47	28.99s	29.48s
10	Beancounter	3	16.6m	15.0m (1)	19.2m (2)	1:58.70	29.21s	29.61s
1	Glenn Ford	4	17.3m	8.2m (0)	11.2m (0)	1:58.75	29.11s	30.25s
4	Wallaroy Boy	5	20.7m	23.0m (1)	21.2m (1)	1:59.02	28.77s	29.76s
6	Grosestar	6	22.3m	15.6m (0)	16.2m (0)	1:59.14	28.94s	30.25s
9	Jacks Up	7	22.7m	19.0m (1)	23.4m (2)	1:59.17	29.22s	29.75s
8	Longnwindigroad	8	24.0m	2.4m (1)	6.8m (1)	1:59.27	29.20s	31.07s
5	Our Art Christian	9	27.6m	6.6m (1)	11.4m (1)	1:59.56	29.23s	31.00s
7	Macs Tomado	10	28.2m	10.8m (1)	15.2m (2)	1:59.60	29.21s	30.76s

Finish Position and metres gained

First Arrow shows distance gain/loss from 2nd Qtr to 3rd Qtr, Second Arrow shows distance gain/loss from 3rd Qtr to Finish Blue arrow indicates best gain in these quarters.



800

Visual positions in race at 2nd Quarter



400

Visual positions in race at 3rd Quarter



Powered by



Harness Analyser

Sectional Analysis Software

Not just form | Free Trial

www.facebook.com/PJHarnessRacing



RISE Digital, Harness Racing Australia nor the provider accepts any responsibility for the completeness or accuracy of any of the information contained herein, and makes no representations about its suitability for any particular purpose. Users should make their own judgements about those matters and/or seek independent advice. You assume all risks associated with use of data provided on this page