

# Wagga Riverina Race 1 Distance 2270m

Friday, 8 August 2025

Gross Time: 2:46.30

MileRate: 1:57.90

LeadTime: 49.00s

First Qtr: 31.20s

Second Qtr: 29.40s

Third Qtr: 28.40s

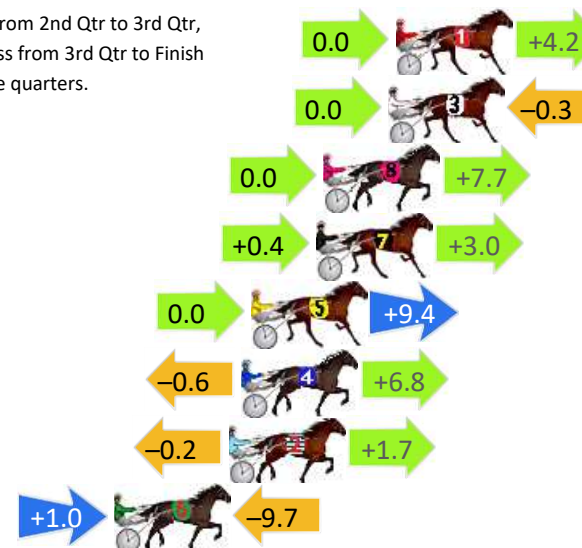
Fourth Qtr: 28.30s

DATA TABLE: 800 / 400 Posi's are position from leader and (how wide the horse was at that position)

No	Horse	Plc	Mar	800 Posi	400 Posi	Time	3rd Qtr	4th Qt
1	Fe Fe On Fire	1	0.0m	4.2m (0)	4.2m (0)	2:46.30	28.40s	28.00s
3	Braebeach	2	0.3m	0.0m (0)	0.0m (0)	2:46.32	28.40s	28.32s
8	Major Huss	3	2.9m	10.6m (1)	10.6m (1)	2:46.52	28.40s	27.76s
7	The Talk	4	3.2m	6.6m (1)	6.2m (1)	2:46.54	28.37s	28.09s
5	Marianna Bromac	5	5.8m	15.2m (1)	15.2m (1)	2:46.73	28.40s	27.64s
4	Mop	6	6.2m	12.4m (0)	13.0m (0)	2:46.76	28.44s	27.82s
2	Barwen Storm	7	6.7m	8.2m (0)	8.4m (0)	2:46.80	28.41s	28.18s
6	The Clock Winder	8	11.3m	2.6m (1)	1.6m (1)	2:47.14	28.33s	28.98s

## Finish Position and metres gained

First Arrow shows distance gain/loss from 2nd Qtr to 3rd Qtr,  
Second Arrow shows distance gain/loss from 3rd Qtr to Finish  
Blue arrow indicates best gain in these quarters.



800

Visual positions in race at 2nd Quarter



400

Visual positions in race at 3rd Quarter



Powered by



Harness Analyser

Sectional Analysis Software

Not just form | Free Trial

[www.facebook.com/PJHarnessRacing](http://www.facebook.com/PJHarnessRacing)



RISE Digital, Harness Racing Australia nor the provider accepts any responsibility for the completeness or accuracy of any of the information contained herein, and makes no representations about its suitability for any particular purpose. Users should make their own judgements about those matters and/or seek independent advice. You assume all risks associated with use of data provided on this page

# Wagga Riverina Race 2 Distance 2270m

Friday, 8 August 2025

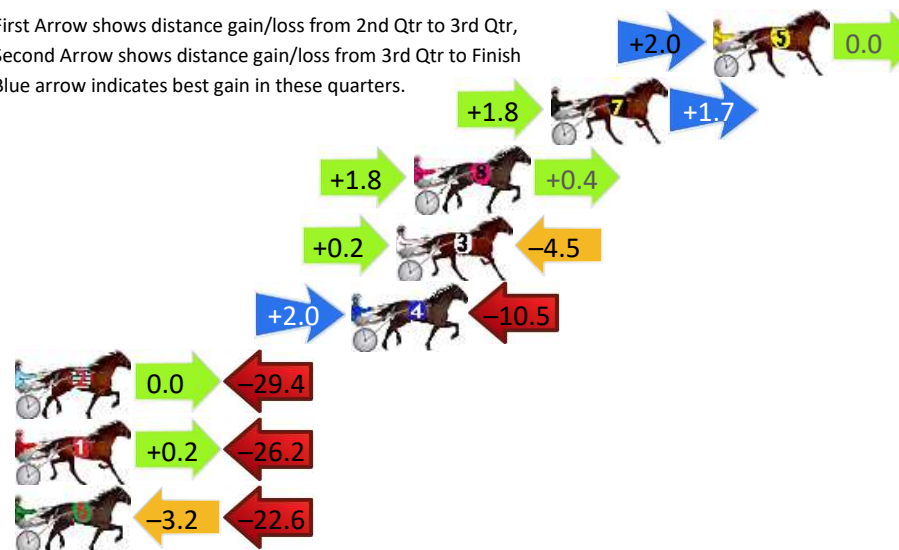
Gross Time: 2:42.70 MileRate: 1:55.30 LeadTime: 46.90s First Qtr: 30.10s Second Qtr: 28.90s Third Qtr: 28.10s Fourth Qtr: 28.70s

DATA TABLE: 800 / 400 Posi's are position from leader and (how wide the horse was at that position)

No	Horse	Plc	Mar	800 Posi	400 Posi	Time	3rd Qtr	4th Qt
5	Kimcando	1	0.0m	2.0m (1)	0.0m (1)	2:42.70	27.96s	28.70s
7	Bolanalong	2	6.5m	10.0m (1)	8.2m (1)	2:43.19	27.97s	28.58s
8	Im Harvey Specter	3	12.0m	14.2m (1)	12.4m (1)	2:43.60	27.97s	28.67s
3	Beer Money	4	12.7m	8.4m (0)	8.2m (0)	2:43.66	28.08s	29.02s
4	Shaken Sands	5	14.5m	6.0m (1)	4.0m (1)	2:43.79	27.95s	29.45s
2	Ava Leanne	6	29.4m	0.0m (0)	0.0m (0)	2:44.92	28.08s	30.80s
1	Elated	7	30.2m	4.2m (0)	4.0m (0)	2:44.98	28.07s	30.57s
6	Crimson Rock	8	38.4m	12.6m (0)	15.8m (0)	2:45.59	28.31s	30.31s

## Finish Position and metres gained

First Arrow shows distance gain/loss from 2nd Qtr to 3rd Qtr,  
Second Arrow shows distance gain/loss from 3rd Qtr to Finish  
Blue arrow indicates best gain in these quarters.



800

Visual positions in race at 2nd Quarter



400

Visual positions in race at 3rd Quarter



Powered by



Harness Analyser

Sectional Analysis Software

Not just form | Free Trial

[www.facebook.com/PJHarnessRacing](http://www.facebook.com/PJHarnessRacing)



RISE Digital, Harness Racing Australia nor the provider accepts any responsibility for the completeness or accuracy of any of the information contained herein, and makes no representations about its suitability for any particular purpose. Users should make their own judgements about those matters and/or seek independent advice. You assume all risks associated with use of data provided on this page

# Wagga Riverina Race 3 Distance 2270m

Friday, 8 August 2025

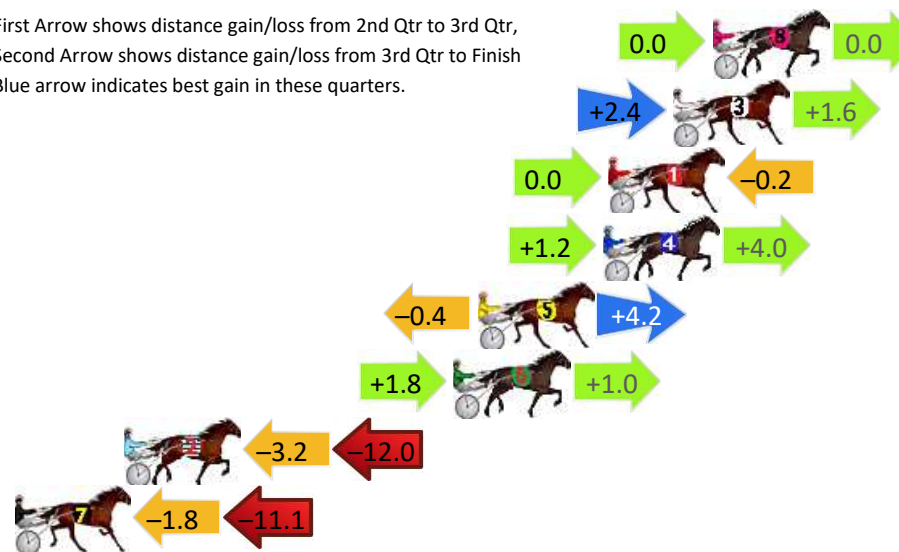
Gross Time: 2:44.60 MileRate: 1:56.70 LeadTime: 47.20s First Qtr: 31.30s Second Qtr: 30.60s Third Qtr: 27.70s Fourth Qtr: 27.80s

DATA TABLE: 800 / 400 Posi's are position from leader and (how wide the horse was at that position)

NoHorse	Plc	Mar	800 Posi	400 Posi	Time	3rd Qtr	4th Qt
8 Usyk	1	0.0m	0.0m (0)	0.0m (0)	2:44.60	27.70s	27.80s
3 Kobes Chainsaw	2	1.6m	5.6m (1)	3.2m (1)	2:44.72	27.53s	27.69s
1 La Cavalletta	3	4.2m	4.0m (0)	4.0m (0)	2:44.91	27.70s	27.81s
4 Major Hayley	4	4.4m	9.6m (1)	8.4m (1)	2:44.92	27.62s	27.52s
5 Fiano	5	9.4m	13.2m (0)	13.6m (1)	2:45.29	27.73s	27.51s
6 Jilliby Ryder	6	10.4m	13.2m (1)	11.4m (2)	2:45.36	27.58s	27.73s
2 Hesourcelebrity	7	23.6m	8.4m (0)	11.6m (0)	2:46.33	27.92s	28.63s
7 Spread The Fear	8	30.5m	17.6m (0)	19.4m (0)	2:46.83	27.82s	28.57s

## Finish Position and metres gained

First Arrow shows distance gain/loss from 2nd Qtr to 3rd Qtr,  
Second Arrow shows distance gain/loss from 3rd Qtr to Finish  
Blue arrow indicates best gain in these quarters.



800

Visual positions in race at 2nd Quarter



400

Visual positions in race at 3rd Quarter



Powered by



Harness Analyser

Sectional Analysis Software

Not just form | Free Trial

[www.facebook.com/PJHarnessRacing](http://www.facebook.com/PJHarnessRacing)



RISE Digital, Harness Racing Australia nor the provider accepts any responsibility for the completeness or accuracy of any of the information contained herein, and makes no representations about its suitability for any particular purpose. Users should make their own judgements about those matters and/or seek independent advice. You assume all risks associated with use of data provided on this page

# Wagga Riverina Race 4 Distance 1740m

Friday, 8 August 2025

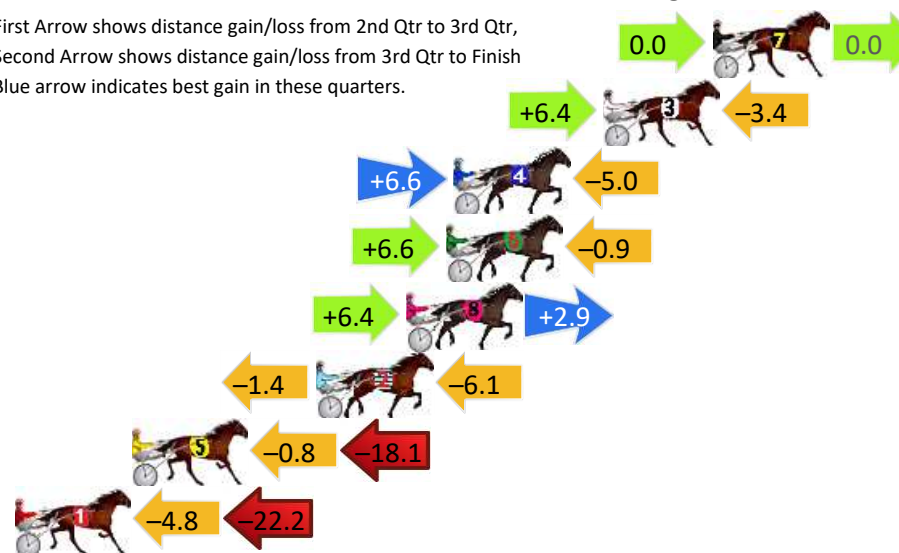
Gross Time: 2:04.00 MileRate: 1:54.70 LeadTime: 8.90s First Qtr: 28.80s Second Qtr: 30.50s Third Qtr: 27.60s Fourth Qtr: 28.20s

DATA TABLE: 800 / 400 Posi's are position from leader and (how wide the horse was at that position)

NoHorse	Plc	Mar	800 Posi	400 Posi	Time	3rd Qtr	4th Qt
7 Ideal Bandit	1	0.0m	0.0m (0)	0.0m (0)	2:04.00	27.60s	28.20s
3 Miki Loch	2	4.4m	7.4m (1)	1.0m (1)	2:04.33	27.15s	28.44s
4 Happy Too Ya	3	10.4m	12.0m (1)	5.4m (1)	2:04.77	27.14s	28.55s
6 Pukunui Beach	4	10.7m	16.4m (1)	9.8m (1)	2:04.79	27.14s	28.26s
8 Mardibringsaparty	5	12.3m	21.6m (1)	15.2m (1)	2:04.91	27.16s	28.00s
2 Mister Boombastik	6	15.9m	8.4m (0)	9.8m (0)	2:05.18	27.69s	28.63s
5 Dollar Brownie	7	23.3m	4.4m (0)	5.2m (0)	2:05.73	27.64s	29.47s
1 Bayridge Tommy	8	41.0m	14.0m (0)	18.8m (0)	2:07.04	27.92s	29.76s


## Finish Position and metres gained

First Arrow shows distance gain/loss from 2nd Qtr to 3rd Qtr,  
Second Arrow shows distance gain/loss from 3rd Qtr to Finish  
Blue arrow indicates best gain in these quarters.



800

Visual positions in race at 2nd Quarter



400

Visual positions in race at 3rd Quarter



Powered by



Harness Analyser

Sectional Analysis Software

Not just form | Free Trial

[www.facebook.com/PJHarnessRacing](http://www.facebook.com/PJHarnessRacing)



RISE Digital, Harness Racing Australia nor the provider accepts any responsibility for the completeness or accuracy of any of the information contained herein, and makes no representations about its suitability for any particular purpose. Users should make their own judgements about those matters and/or seek independent advice. You assume all risks associated with use of data provided on this page



# Wagga Riverina Race 5 Distance 2270m

Friday, 8 August 2025

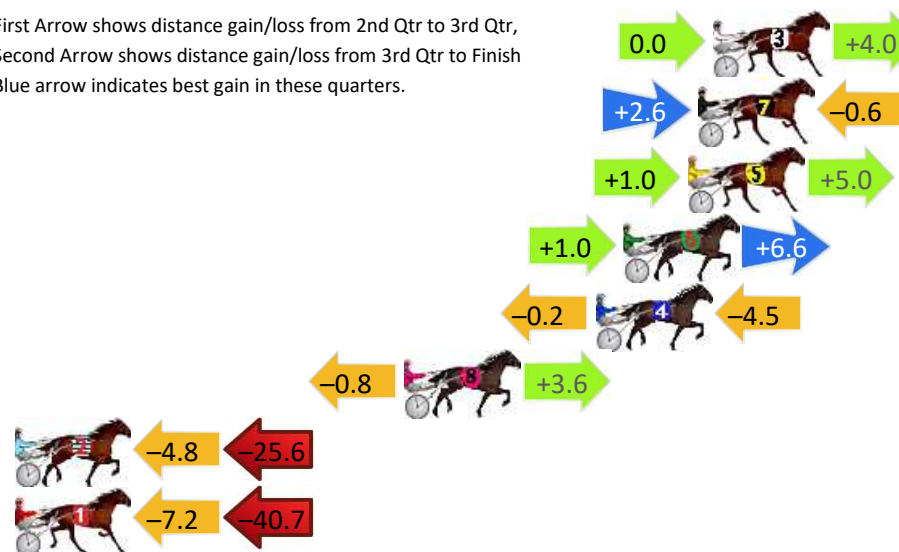
Gross Time: 2:43.70 MileRate: 1:56.00 LeadTime: 47.20s First Qtr: 31.00s Second Qtr: 29.40s Third Qtr: 27.40s Fourth Qtr: 28.70s

DATA TABLE: 800 / 400 Posi's are position from leader and (how wide the horse was at that position)

No	Horse	Plc	Mar	800 Posi	400 Posi	Time	3rd Qtr	4th Qt
3	Bubby To Base	1	0.0m	4.0m (0)	4.0m (1)	2:43.70	27.41s	28.41s
7	Ohoka Nico	2	0.6m	2.6m (1)	0.0m (1)	2:43.75	27.22s	28.74s
5	Aromet Girl	3	1.0m	7.0m (1)	6.0m (2)	2:43.78	27.34s	28.34s
6	Spirit Of Sahara	4	3.6m	11.2m (1)	10.2m (1)	2:43.97	27.34s	28.23s
4	Sunset Stride	5	4.7m	0.0m (0)	0.2m (0)	2:44.05	27.41s	29.02s
8	Play It Cool	6	12.4m	15.2m (1)	16.0m (1)	2:44.63	27.46s	28.44s
2	Im Alrite	7	38.4m	8.0m (0)	12.8m (0)	2:46.59	27.69s	30.53s
1	Murphys Reward	8	60.3m	12.4m (0)	19.6m (0)	2:48.24	27.84s	31.60s

## Finish Position and metres gained

First Arrow shows distance gain/loss from 2nd Qtr to 3rd Qtr,  
Second Arrow shows distance gain/loss from 3rd Qtr to Finish  
Blue arrow indicates best gain in these quarters.



800

Visual positions in race at 2nd Quarter



400

Visual positions in race at 3rd Quarter



Powered by



Harness Analyser

Sectional Analysis Software

Not just form | Free Trial

[www.facebook.com/PJHarnessRacing](http://www.facebook.com/PJHarnessRacing)



RISE Digital, Harness Racing Australia nor the provider accepts any responsibility for the completeness or accuracy of any of the information contained herein, and makes no representations about its suitability for any particular purpose. Users should make their own judgements about those matters and/or seek independent advice. You assume all risks associated with use of data provided on this page

# Wagga Riverina Race 6 Distance 1740m

Friday, 8 August 2025

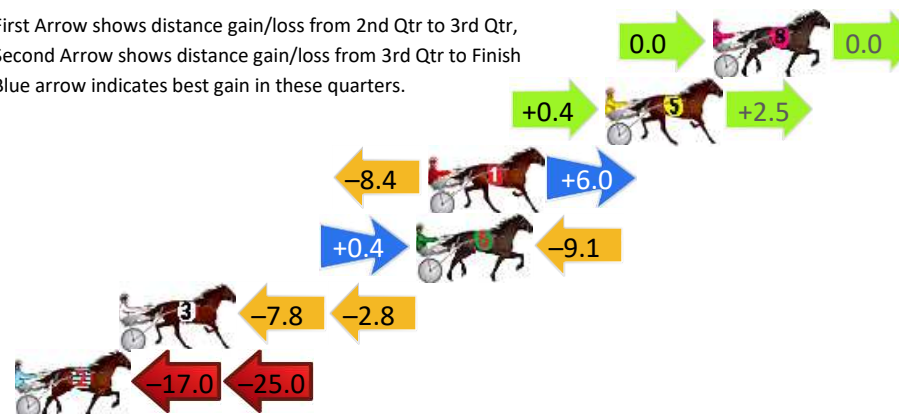
Gross Time: 2:03.30 MileRate: 1:54.10 LeadTime: 8.40s First Qtr: 28.00s Second Qtr: 30.50s Third Qtr: 28.50s Fourth Qtr: 27.90s

DATA TABLE: 800 / 400 Posi's are position from leader and (how wide the horse was at that position)

NoHorse	Plc	Mar	800 Posi	400 Posi	Time	3rd Qtr	4th Qt
8 Hoorah Philtra	1	0.0m	0.0m (0)	0.0m (0)	2:03.30	28.50s	27.90s
5 Shouldbetwobytwo	2	4.3m	7.2m (1)	6.8m (0)	2:03.62	28.47s	27.73s
1 Flying Colours	3	11.4m	9.0m (0)	17.4m (0)	2:04.14	29.08s	27.48s
6 She Haunts Em	4	11.9m	3.2m (1)	2.8m (1)	2:04.17	28.48s	28.53s
3 Keayang Blue Jeans	5	23.8m	13.2m (0)	21.0m (1)	2:05.05	29.05s	28.09s
2 Shades Of Miki	6	53.6m	11.6m (1)	28.6m (0)	2:07.23	29.71s	29.63s

## Finish Position and metres gained

First Arrow shows distance gain/loss from 2nd Qtr to 3rd Qtr,  
Second Arrow shows distance gain/loss from 3rd Qtr to Finish  
Blue arrow indicates best gain in these quarters.



800

Visual positions in race at 2nd Quarter



400

Visual positions in race at 3rd Quarter



Powered by



Harness Analyser

Sectional Analysis Software

Not just form | Free Trial

[www.facebook.com/PJHarnessRacing](http://www.facebook.com/PJHarnessRacing)



RISE Digital, Harness Racing Australia nor the provider accepts any responsibility for the completeness or accuracy of any of the information contained herein, and makes no representations about its suitability for any particular purpose. Users should make their own judgements about those matters and/or seek independent advice. You assume all risks associated with use of data provided on this page

# Wagga Riverina Race 7 Distance 1740m

Friday, 8 August 2025

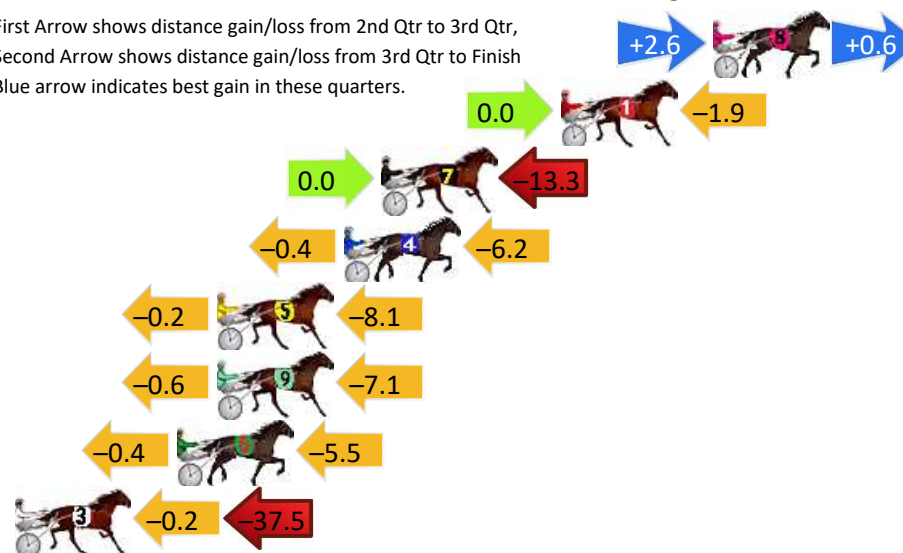
Gross Time: 2:04.10 MileRate: 1:54.80 LeadTime: 8.40s First Qtr: 29.20s Second Qtr: 30.80s Third Qtr: 28.30s Fourth Qtr: 27.40s

DATA TABLE: 800 / 400 Posi's are position from leader and (how wide the horse was at that position)

NoHorse	Plc	Mar	800 Posi	400 Posi	Time	3rd Qtr	4th Qt
8 Mister Rea	1	0.0m	3.2m (1)	0.6m (1)	2:04.10	28.12s	27.36s
1 Heavens Badgirl	2	6.1m	4.2m (0)	4.2m (0)	2:04.54	28.30s	27.53s
7 Fresh Prince	3	13.3m	0.0m (0)	0.0m (0)	2:05.06	28.31s	28.31s
4 Bracken Warrior	4	14.8m	8.2m (0)	8.6m (0)	2:05.17	28.33s	27.82s
5 Sneak A Peek	5	19.9m	11.6m (1)	11.8m (1)	2:05.54	28.32s	27.95s
9 Scottie Mach	6	19.9m	12.2m (0)	12.8m (0)	2:05.54	28.35s	27.88s
6 Mirador Lass	7	21.5m	15.6m (1)	16.0m (1)	2:05.65	28.33s	27.77s
3 Blissfull Lilly	8	45.3m	7.6m (1)	7.8m (1)	2:07.37	28.36s	29.95s

## Finish Position and metres gained

First Arrow shows distance gain/loss from 2nd Qtr to 3rd Qtr, Second Arrow shows distance gain/loss from 3rd Qtr to Finish Blue arrow indicates best gain in these quarters.



800

Visual positions in race at 2nd Quarter



400

Visual positions in race at 3rd Quarter



Powered by



Harness Analyser

Sectional Analysis Software

Not just form | Free Trial

[www.facebook.com/PJHarnessRacing](http://www.facebook.com/PJHarnessRacing)



RISE Digital, Harness Racing Australia nor the provider accepts any responsibility for the completeness or accuracy of any of the information contained herein, and makes no representations about its suitability for any particular purpose. Users should make their own judgements about those matters and/or seek independent advice. You assume all risks associated with use of data provided on this page

# Wagga Riverina Race 8 Distance 1740m

Friday, 8 August 2025

Gross Time: 2:02.60 MileRate: 1:53.40 LeadTime: 8.40s First Qtr: 27.50s Second Qtr: 29.50s Third Qtr: 28.50s Fourth Qtr: 28.70s

DATA TABLE: 800 / 400 Posi's are position from leader and (how wide the horse was at that position)

NoHorse	Plc	Mar	800 Posi	400 Posi	Time	3rd Qtr	4th Qt
9 Diamond Eclipse	1	0.0m	8.6m (1)	9.4m (2)	2:02.60	28.56s	28.03s
6 Carlo Gambino	2	3.0m	12.4m (1)	13.8m (1)	2:02.83	28.60s	27.93s
7 Shez The Reason	3	3.8m	16.8m (1)	19.0m (1)	2:02.89	28.66s	27.62s
8 Jimmy James Maguire	4	5.4m	16.2m (0)	19.6m (0)	2:03.01	28.75s	27.69s
2 Classy Operator	5	7.6m	8.0m (0)	9.8m (0)	2:03.17	28.63s	28.54s
1 Our Cheeky Devil	6	8.0m	11.8m (0)	15.0m (0)	2:03.20	28.73s	28.20s
3 Just Rollyourown	7	12.1m	4.0m (0)	5.2m (0)	2:03.51	28.58s	29.19s
5 Itzbuddha	8	12.6m	0.0m (0)	0.0m (0)	2:03.55	28.50s	29.60s
4 Captain Tom	9	16.7m	3.8m (1)	7.0m (1)	2:03.86	28.73s	29.39s

## Finish Position and metres gained

First Arrow shows distance gain/loss from 2nd Qtr to 3rd Qtr,  
Second Arrow shows distance gain/loss from 3rd Qtr to Finish  
Blue arrow indicates best gain in these quarters.



800

Visual positions in race at 2nd Quarter



400

Visual positions in race at 3rd Quarter