

Menangle Race 1 Distance 1609m

Saturday, 9 August 2025


Gross Time: 1:50.80 MileRate: 1:50.80 LeadTime: 0.00s First Qtr: 26.40s Second Qtr: 28.70s Third Qtr: 28.80s Fourth Qtr: 26.90s

DATA TABLE: 800 / 400 Posi's are position from leader and (how wide the horse was at that position)

No	Horse	Plc	Mar	800 Posi	400 Posi	Time	3rd Qtr	4th Qt
1	Royal Division	1	0.0m	4.0m (0)	4.0m (0)	1:50.80	28.79s	26.63s
2	Applied	2	4.8m	8.2m (0)	8.2m (0)	1:51.14	28.79s	26.67s
8	Chicago Bart	3	6.8m	0.0m (0)	0.0m (0)	1:51.28	28.82s	27.35s
6	Our Uncle Jim	4	10.0m	12.4m (0)	12.4m (1)	1:51.51	28.79s	26.74s
9	Hugo Maguire	5	16.1m	18.8m (0)	16.8m (1)	1:51.94	28.66s	26.85s
7	Jordy	6	25.8m	18.8m (1)	18.4m (2)	1:52.63	28.79s	27.39s
10	Rakadeaks	7	44.1m	1.8m (1)	4.0m (1)	1:53.93	29.05s	29.58s
3	Alta William	8	45.6m	10.0m (1)	10.2m (2)	1:54.03	28.90s	29.27s
4	Raging Sea	9	115.2m	14.0m (1)	14.4m (2)	1:58.96	29.07s	33.64s
5	Fashion Icon	10	152.5m	6.0m (1)	5.6m (2)	2:01.61	29.12s	36.72s

Finish Position and metres gained

First Arrow shows distance gain/loss from 2nd Qtr to 3rd Qtr,
Second Arrow shows distance gain/loss from 3rd Qtr to Finish
Blue arrow indicates best gain in these quarters.



800

Visual positions in race at 2nd Quarter



400

Visual positions in race at 3rd Quarter



Powered by



Harness Analyser

Sectional Analysis Software

Not just form | Free Trial

www.facebook.com/PJHarnessRacing



RISE Digital, Harness Racing Australia nor the provider accepts any responsibility for the completeness or accuracy of any of the information contained herein, and makes no representations about its suitability for any particular purpose. Users should make their own judgements about those matters and/or seek independent advice. You assume all risks associated with use of data provided on this page

Menangle Race 2 Distance 1609m

Saturday, 9 August 2025


Gross Time: 1:48.90 MileRate: 1:48.90 LeadTime: 0.00s First Qtr: 26.50s Second Qtr: 28.40s Third Qtr: 27.10s Fourth Qtr: 26.90s

DATA TABLE: 800 / 400 Posi's are position from leader and (how wide the horse was at that position)

No	Horse	Plc	Mar	800 Posi	400 Posi	Time	3rd Qtr	4th Qt
10	Max Delight	1	0.0m	0.0m (1)	0.0m (0)	1:48.90	27.10s	26.90s
5	Horn Player	2	4.9m	0.2m (0)	5.2m (0)	1:49.25	27.44s	26.88s
8	Ardens Ace	3	8.1m	4.2m (0)	9.6m (0)	1:49.47	27.46s	26.80s
6	Montalbano	4	16.3m	8.2m (0)	14.6m (0)	1:50.06	27.53s	27.01s
7	Chevron Art	5	17.4m	14.6m (1)	18.0m (1)	1:50.13	27.33s	26.86s
4	Kanena Provlima	6	17.8m	10.0m (1)	13.0m (2)	1:50.16	27.30s	27.22s
9	Petes Said So	7	22.2m	18.8m (1)	22.6m (1)	1:50.47	27.35s	26.87s
2	Terry	8	30.1m	17.0m (0)	27.0m (1)	1:51.03	27.77s	27.11s
1	Dougs Platter	9	34.4m	12.6m (0)	22.0m (0)	1:51.34	27.73s	27.73s
3	Whereyabinboppin	10	42.3m	5.6m (1)	12.4m (1)	1:51.90	27.56s	28.90s

Finish Position and metres gained

First Arrow shows distance gain/loss from 2nd Qtr to 3rd Qtr,
Second Arrow shows distance gain/loss from 3rd Qtr to Finish
Blue arrow indicates best gain in these quarters.



800

Visual positions in race at 2nd Quarter



400

Visual positions in race at 3rd Quarter



Powered by



Harness Analyser

Sectional Analysis Software

Not just form | Free Trial

www.facebook.com/PJHarnessRacing



RISE Digital, Harness Racing Australia nor the provider accepts any responsibility for the completeness or accuracy of any of the information contained herein, and makes no representations about its suitability for any particular purpose. Users should make their own judgements about those matters and/or seek independent advice. You assume all risks associated with use of data provided on this page

Menangle Race 3 Distance 2300m

Saturday, 9 August 2025


Gross Time: 2:45.00 MileRate: 1:55.40 LeadTime: 49.50s First Qtr: 31.10s Second Qtr: 29.70s Third Qtr: 27.70s Fourth Qtr: 27.00s

DATA TABLE: 800 / 400 Posi's are position from leader and (how wide the horse was at that position)

No	Horse	Plc	Mar	800 Posi	400 Posi	Time	3rd Qtr	4th Qt
2	Craftmans Charlie	1	0.0m	0.0m (0)	0.0m (0)	2:45.00	27.70s	27.00s
11	Spirit Of Arion	2	3.3m	4.8m (1)	5.0m (1)	2:45.23	27.71s	26.89s
6	Double Act	3	5.2m	12.6m (1)	13.4m (1)	2:45.37	27.75s	26.45s
5	Boom	4	5.6m	8.6m (0)	8.4m (0)	2:45.40	27.68s	26.81s
7	Jiliby Fabio	5	5.7m	4.4m (0)	4.4m (0)	2:45.41	27.70s	27.09s
4	Ooga Chaka	6	7.0m	16.8m (1)	17.6m (1)	2:45.50	27.75s	26.29s
10	Vite Monet	7	8.6m	0.6m (1)	1.0m (1)	2:45.61	27.73s	27.51s
8	Dangerous Threats	8	8.8m	8.8m (1)	9.2m (1)	2:45.63	27.73s	26.97s
3	Roclea Image	9	9.4m	16.8m (0)	16.4m (0)	2:45.67	27.67s	26.53s
1	Romanee	10	14.5m	12.6m (0)	12.4m (0)	2:46.03	27.69s	27.14s

Finish Position and metres gained

First Arrow shows distance gain/loss from 2nd Qtr to 3rd Qtr,
Second Arrow shows distance gain/loss from 3rd Qtr to Finish
Blue arrow indicates best gain in these quarters.



800

Visual positions in race at 2nd Quarter



400

Visual positions in race at 3rd Quarter



Powered by



Harness Analyser

Sectional Analysis Software

Not just form | Free Trial

www.facebook.com/PJHarnessRacing



RISE Digital, Harness Racing Australia nor the provider accepts any responsibility for the completeness or accuracy of any of the information contained herein, and makes no representations about its suitability for any particular purpose. Users should make their own judgements about those matters and/or seek independent advice. You assume all risks associated with use of data provided on this page

Menangle Race 4 Distance 1609m

Saturday, 9 August 2025




Gross Time: 1:54.30 MileRate: 1:54.30 LeadTime: 0.00s First Qtr: 26.90s Second Qtr: 30.60s Third Qtr: 29.20s Fourth Qtr: 27.60s

DATA TABLE: 800 / 400 Posi's are position from leader and (how wide the horse was at that position)

NoHorse	Plc	Mar	800 Posi	400 Posi	Time	3rd Qtr	4th Qt
9 Im Bobby	1	0.0m	0.0m (0)	0.0m (0)	1:54.30	29.20s	27.60s
4 Macho Man	2	7.3m	4.6m (0)	5.4m (0)	1:54.83	29.26s	27.73s
8 Aldebaran Zeus	3	8.4m	17.4m (0)	3.4m (1)	1:54.91	28.22s	27.94s
2 Aldebaran Jensen	4	17.0m	8.8m (0)	10.2m (0)	1:55.53	29.31s	28.07s
7 Toro Stride	5	18.5m	26.2m (1)	16.8m (2)	1:55.64	28.54s	27.72s
3 Jungle Eyes	6	25.6m	22.0m (1)	13.4m (1)	1:56.16	28.62s	28.44s
1 Oh Nova Love	7	26.4m	13.2m (0)	16.6m (0)	1:56.22	29.46s	28.27s
6 Sunny Gee	8	27.6m	23.2m (0)	20.8m (0)	1:56.30	29.04s	28.07s
10 Speedy Lover	9	30.3m	30.6m (1)	22.0m (2)	1:56.50	28.61s	28.17s
5 Hot To Trot	10	165.9m	75.0m (0)	110.0m (0)	2:06.35	31.78s	31.44s

Finish Position and metres gained

First Arrow shows distance gain/loss from 2nd Qtr to 3rd Qtr,
Second Arrow shows distance gain/loss from 3rd Qtr to Finish
Blue arrow indicates best gain in these quarters.



Menangle Race 5 Distance 1609m

Saturday, 9 August 2025


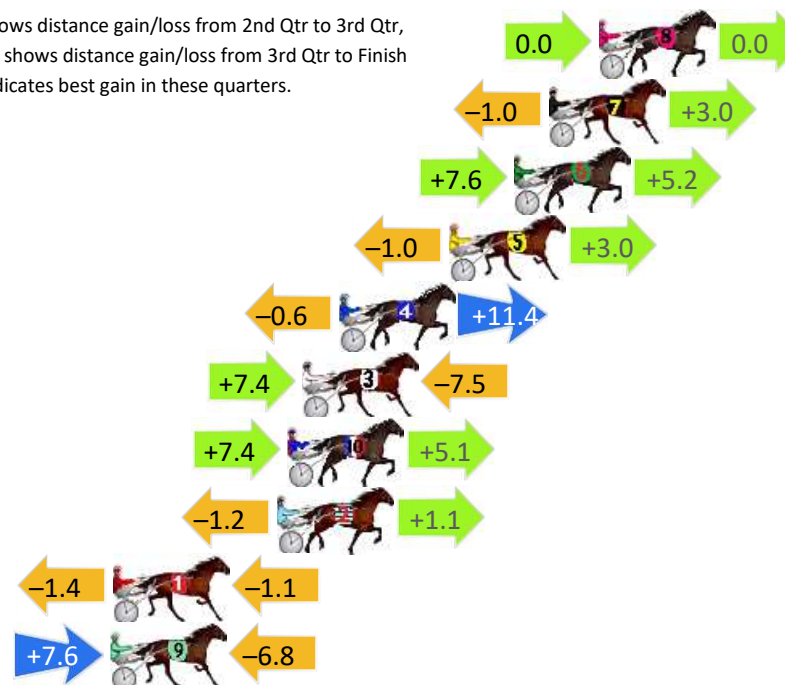
Gross Time: 1:51.50 MileRate: 1:51.50 LeadTime: 0.00s First Qtr: 26.60s Second Qtr: 29.70s Third Qtr: 27.70s Fourth Qtr: 27.50s

DATA TABLE: 800 / 400 Posi's are position from leader and (how wide the horse was at that position)

No	Horse	Plc	Mar	800 Posi	400 Posi	Time	3rd Qtr	4th Qt
8	Bella Danza	1	0.0m	0.0m (0)	0.0m (0)	1:51.50	27.70s	27.50s
7	My Crackling Rosie	2	2.0m	4.0m (0)	5.0m (0)	1:51.64	27.77s	27.29s
6	Zenxena	3	3.4m	16.2m (1)	8.6m (1)	1:51.75	27.18s	27.14s
5	Twilight Heaven	4	6.0m	8.0m (0)	9.0m (0)	1:51.93	27.77s	27.29s
4	More Gooda	5	10.4m	21.2m (0)	21.8m (1)	1:52.25	27.74s	26.72s
3	Our Saydie Kay	6	11.9m	11.8m (1)	4.4m (1)	1:52.36	27.19s	28.01s
10	Windy Hill Tara	7	12.5m	25.0m (1)	17.6m (1)	1:52.40	27.19s	27.15s
2	Onyx Shard	8	12.9m	12.8m (0)	14.0m (0)	1:52.43	27.78s	27.42s
1	Charlies Ace	9	19.5m	17.0m (0)	18.4m (0)	1:52.91	27.80s	27.58s
9	My Moonlite Dream	10	19.6m	20.4m (1)	12.8m (1)	1:52.92	27.18s	27.96s

Finish Position and metres gained

First Arrow shows distance gain/loss from 2nd Qtr to 3rd Qtr,
Second Arrow shows distance gain/loss from 3rd Qtr to Finish
Blue arrow indicates best gain in these quarters.



800

Visual positions in race at 2nd Quarter



400

Visual positions in race at 3rd Quarter



Powered by



Harness Analyser

Sectional Analysis Software

Not just form | Free Trial

www.facebook.com/PJHarnessRacing



RISE Digital, Harness Racing Australia nor the provider accepts any responsibility for the completeness or accuracy of any of the information contained herein, and makes no representations about its suitability for any particular purpose. Users should make their own judgements about those matters and/or seek independent advice. You assume all risks associated with use of data provided on this page

Menangle Race 6 Distance 1609m

Saturday, 9 August 2025


Gross Time: 1:52.20 MileRate: 1:52.20 LeadTime: 0.00s First Qtr: 27.10s Second Qtr: 29.90s Third Qtr: 27.80s Fourth Qtr: 27.40s

DATA TABLE: 800 / 400 Posi's are position from leader and (how wide the horse was at that position)

No	Horse	Plc	Mar	800 Posi	400 Posi	Time	3rd Qtr	4th Qt
8	Shes A Warrawee	1	0.0m	0.0m (0)	0.0m (0)	1:52.20	27.80s	27.40s
2	Auntie Lou	2	6.3m	4.4m (0)	4.6m (0)	1:52.65	27.81s	27.52s
4	Peace Out	3	8.3m	7.4m (1)	3.0m (1)	1:52.80	27.50s	27.76s
10	Manhattan Chick	4	11.5m	20.4m (1)	17.8m (2)	1:53.03	27.62s	26.97s
6	The Swift One	5	14.4m	16.4m (1)	13.6m (1)	1:53.24	27.61s	27.45s
9	Treacherous Belle	6	14.8m	24.4m (1)	21.8m (2)	1:53.27	27.62s	26.92s
7	She The Devil	7	15.9m	21.0m (0)	21.6m (1)	1:53.35	27.84s	27.01s
5	Delightfully Sweet	8	17.4m	16.6m (0)	17.6m (1)	1:53.45	27.87s	27.39s
1	Windy Hill Lucy	9	20.2m	12.4m (0)	12.8m (0)	1:53.66	27.83s	27.90s
3	Princess Ballerina	10	25.1m	11.6m (1)	9.4m (1)	1:54.01	27.66s	28.47s

Finish Position and metres gained

First Arrow shows distance gain/loss from 2nd Qtr to 3rd Qtr,
Second Arrow shows distance gain/loss from 3rd Qtr to Finish
Blue arrow indicates best gain in these quarters.



800

Visual positions in race at 2nd Quarter



400

Visual positions in race at 3rd Quarter



Powered by



Harness Analyser

Sectional Analysis Software

Not just form | Free Trial

www.facebook.com/PJHarnessRacing



RISE Digital, Harness Racing Australia nor the provider accepts any responsibility for the completeness or accuracy of any of the information contained herein, and makes no representations about its suitability for any particular purpose. Users should make their own judgements about those matters and/or seek independent advice. You assume all risks associated with use of data provided on this page

Menangle Race 7 Distance 1609m

Saturday, 9 August 2025



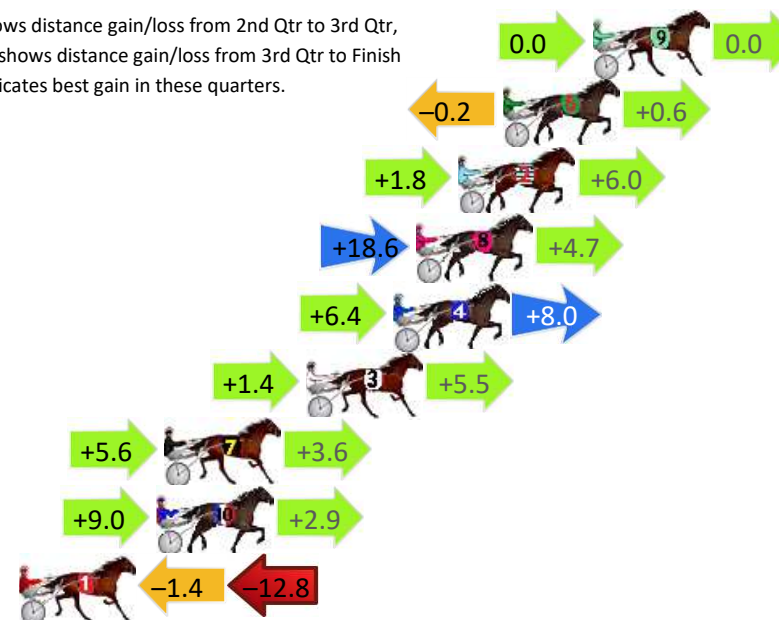
Gross Time: 1:51.80 MileRate: 1:51.80 LeadTime: 0.00s First Qtr: 27.00s Second Qtr: 28.00s Third Qtr: 28.90s Fourth Qtr: 27.90s

DATA TABLE: 800 / 400 Posi's are position from leader and (how wide the horse was at that position)

No	Horse	Plc	Mar	800 Posi	400 Posi	Time	3rd Qtr	4th Qt
9	Classic Mission	1	0.0m	0.0m (0)	0.0m (0)	1:51.80	28.90s	27.90s
6	Promising	2	3.6m	4.0m (0)	4.2m (1)	1:52.06	28.91s	27.86s
2	Montefiore	3	5.4m	13.2m (0)	11.4m (1)	1:52.20	28.77s	27.48s
8	Lamandier	4	7.1m	30.4m (1)	11.8m (2)	1:52.32	27.58s	27.57s
4	Mr Teddy	5	8.0m	22.4m (0)	16.0m (1)	1:52.39	28.44s	27.35s
3	Scarlett May	6	11.5m	18.4m (0)	17.0m (2)	1:52.64	28.79s	27.52s
7	Betterthanfederer	7	17.2m	26.4m (1)	20.8m (3)	1:53.06	28.50s	27.65s
10	Desiderio	8	17.5m	29.4m (0)	20.4m (1)	1:53.08	28.26s	27.70s
1	Alta Magacian	9	23.0m	8.8m (0)	10.2m (0)	1:53.49	29.01s	28.79s

Finish Position and metres gained

First Arrow shows distance gain/loss from 2nd Qtr to 3rd Qtr,
Second Arrow shows distance gain/loss from 3rd Qtr to Finish
Blue arrow indicates best gain in these quarters.



Menangle Race 8 Distance 1609m

Saturday, 9 August 2025


Gross Time: 1:50.80 MileRate: 1:50.80 LeadTime: 0.00s First Qtr: 26.80s Second Qtr: 29.10s Third Qtr: 27.90s Fourth Qtr: 27.00s

DATA TABLE: 800 / 400 Posi's are position from leader and (how wide the horse was at that position)

NoHorse	Plc	Mar	800 Posi	400 Posi	Time	3rd Qtr	4th Qt
4 Caulonia Courage	1	0.0m	4.4m (0)	4.6m (0)	1:50.80	27.91s	26.69s
5 Springfield Affair	2	0.6m	0.0m (0)	0.0m (0)	1:50.84	27.90s	27.04s
7 Jalaneel	3	13.1m	12.0m (1)	11.6m (2)	1:51.73	27.87s	27.10s
1 Luke John	4	16.5m	12.0m (0)	15.2m (1)	1:51.97	28.12s	27.09s
9 Tomahawk Bart	5	17.9m	16.2m (1)	16.0m (2)	1:52.07	27.89s	27.13s
3 Stormtide	6	21.0m	16.8m (0)	20.2m (2)	1:52.29	28.13s	27.05s
8 Titian Raider	7	21.5m	8.0m (1)	8.0m (1)	1:52.33	27.92s	27.91s
6 Flo Ryda	8	22.0m	21.2m (0)	20.6m (3)	1:52.36	27.86s	27.09s
2 The Metal Flyer	9	23.0m	8.2m (0)	11.2m (0)	1:52.44	28.12s	27.79s

Finish Position and metres gained

First Arrow shows distance gain/loss from 2nd Qtr to 3rd Qtr,
Second Arrow shows distance gain/loss from 3rd Qtr to Finish
Blue arrow indicates best gain in these quarters.



Visual positions in race at 2nd Quarter



Visual positions in race at 3rd Quarter



Powered by



Harness Analyser

Sectional Analysis Software

Not just form | Free Trial

www.facebook.com/PJHarnessRacing



RISE Digital, Harness Racing Australia nor the provider accepts any responsibility for the completeness or accuracy of any of the information contained herein, and makes no representations about its suitability for any particular purpose. Users should make their own judgements about those matters and/or seek independent advice. You assume all risks associated with use of data provided on this page