

# Penrith Race 1 Distance 1720m

Thursday, 28 August 2025

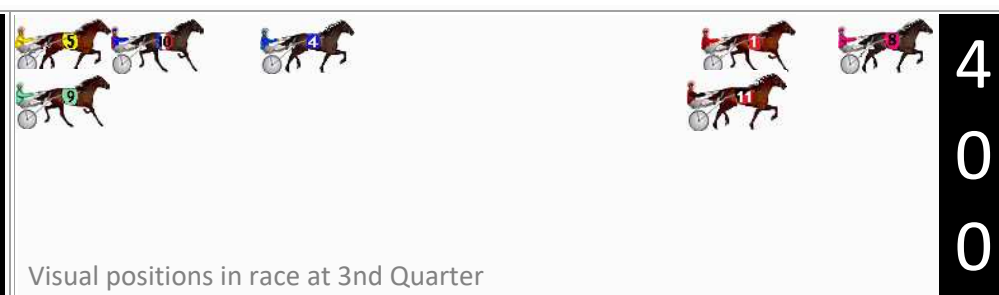


Gross Time: 2:04.90 MileRate: 1:56.90 LeadTime: 7.60s First Qtr: 29.20s Second Qtr: 29.70s Third Qtr: 29.00s Fourth Qtr: 29.40s

DATA TABLE: 800 / 400 Posi's are position from leader and (how wide the horse was at that position)

NoHorse	Plc	Mar	800 Posi	400 Posi	Time	3rd Qtr	4th Qt
8 Soho Charmer	1	0.0m	0.0m (0)	0.0m (0)	2:04.90	29.00s	29.40s
11 Eye Can Ear Amour	2	30.8m	11.1m (1)	6.1m (1)	2:07.27	28.64s	31.33s
1 Between Decks	3	32.2m	3.9m (0)	5.5m (0)	2:07.38	29.12s	31.48s
4 Tennessee Kid	4	59.7m	9.4m (0)	23.2m (0)	2:09.50	30.00s	32.32s
10 Sunlight Stride	5	67.5m	13.6m (0)	29.2m (0)	2:10.10	30.14s	32.48s
6 Major Maverick	6	85.1m	26.6m (0)	46.8m (0)	2:11.46	30.48s	32.56s
7 Taras Temptation	7	90.0m	43.8m (0)	59.8m (0)	2:11.84	30.18s	32.00s
9 Taraess	8	90.1m	47.2m (1)	59.2m (1)	2:11.85	29.90s	32.05s
5 Naturally Bettor	9	136.3m	87.1m (0)	90.1m (0)	2:15.41	29.26s	33.37s
2 Charlenes Delight	10	141.0m	93.2m (0)	92.3m (1)	2:15.77	28.98s	33.57s

## Finish Position and metres gained

First Arrow shows distance gain/loss from 2nd Qtr to 3rd Qtr,  
Second Arrow shows distance gain/loss from 3rd Qtr to Finish  
Blue arrow indicates best gain in these quarters.



# Penrith Race 2 Distance 2125m

Thursday, 28 August 2025

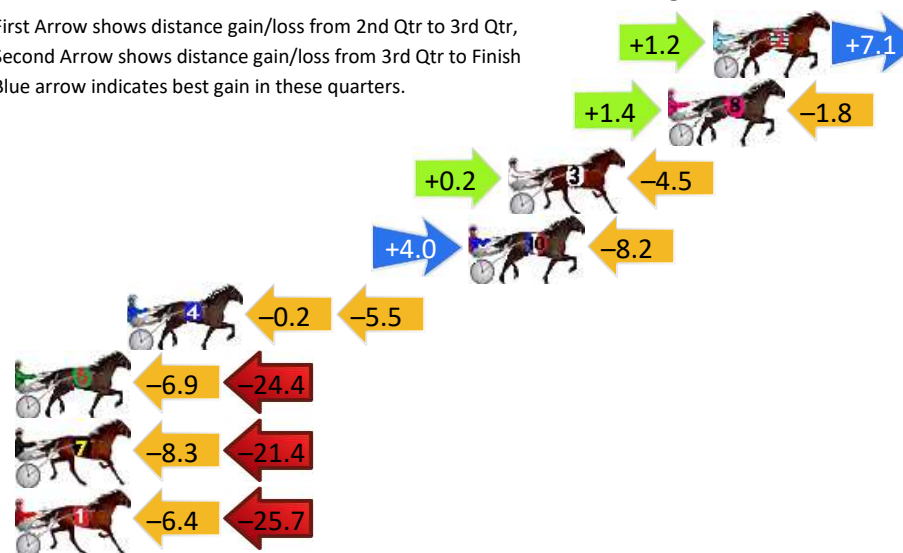
Gross Time: 2:36.80 MileRate: 1:58.70 LeadTime: 36.90s First Qtr: 30.00s Second Qtr: 29.00s Third Qtr: 30.20s Fourth Qtr: 30.70s

DATA TABLE: 800 / 400 Posi's are position from leader and (how wide the horse was at that position)

No	Horse	Plc	Mar	800 Posi	400 Posi	Time	3rd Qtr	4th Qt
2	Mister Jones	1	0.0m	8.3m (0)	7.1m (2)	2:36.80	30.14s	30.16s
8	Jakcam Flyer	2	1.8m	1.4m (1)	0.0m (0)	2:36.94	30.10s	30.84s
3	Reign Maker	3	8.2m	3.9m (0)	3.7m (1)	2:37.46	30.20s	31.08s
10	Petes Big Jim	4	9.8m	5.6m (1)	1.6m (2)	2:37.59	29.92s	31.37s
4	Dashing Cheddar	5	23.5m	17.8m (2)	18.0m (1)	2:38.69	30.28s	31.23s
6	Charlies Ace	6	31.3m	0.0m (0)	6.9m (0)	2:39.31	30.72s	32.69s
7	Bo Duke	7	43.6m	13.9m (1)	22.2m (1)	2:40.30	30.88s	32.52s
1	Oursurfinsafari	8	47.9m	15.8m (0)	22.2m (0)	2:40.65	30.74s	32.87s

## Finish Position and metres gained

First Arrow shows distance gain/loss from 2nd Qtr to 3rd Qtr,  
Second Arrow shows distance gain/loss from 3rd Qtr to Finish  
Blue arrow indicates best gain in these quarters.



800

Visual positions in race at 2nd Quarter



400

Visual positions in race at 3rd Quarter



Powered by



Harness Analyser

Sectional Analysis Software

Not just form | Free Trial

[www.facebook.com/PJHarnessRacing](http://www.facebook.com/PJHarnessRacing)



RISE Digital, Harness Racing Australia nor the provider accepts any responsibility for the completeness or accuracy of any of the information contained herein, and makes no representations about its suitability for any particular purpose. Users should make their own judgements about those matters and/or seek independent advice. You assume all risks associated with use of data provided on this page

# Penrith Race 3 Distance 2125m

Thursday, 28 August 2025


Gross Time: 2:41.40 MileRate: 2:02.20 LeadTime: 39.20s First Qtr: 32.10s Second Qtr: 31.60s Third Qtr: 29.90s Fourth Qtr: 28.60s

DATA TABLE: 800 / 400 Posi's are position from leader and (how wide the horse was at that position)

No	Horse	Plc	Mar	800 Posi	400 Posi	Time	3rd Qtr	4th Qt
2	Soho Majestic	1	0.0m	0.0m (0)	0.0m (0)	2:41.40	29.90s	28.60s
4	Fulloffight	2	3.7m	5.4m (1)	5.5m (1)	2:41.68	29.90s	28.48s
1	Tiger Eupheme	3	3.9m	3.8m (0)	3.9m (0)	2:41.69	29.90s	28.61s
8	Lochinvar Leader	4	5.4m	1.6m (1)	1.1m (1)	2:41.81	29.86s	28.93s
7	Ima Shinkansen	5	7.9m	7.5m (0)	8.3m (0)	2:41.99	29.94s	28.59s
6	Magnetic Storm	6	10.2m	17.8m (1)	15.4m (2)	2:42.17	29.70s	28.25s
9	Ima Sweet Torque	7	10.3m	14.0m (1)	11.0m (2)	2:42.17	29.66s	28.57s
3	Charjo	8	10.4m	9.4m (1)	9.9m (1)	2:42.18	29.92s	28.66s
10	For Three Reasons	9	12.8m	11.8m (0)	12.1m (0)	2:42.36	29.90s	28.68s
5	Vespa Stride	10	15.2m	16.4m (0)	14.3m (1)	2:42.54	29.72s	28.70s

## Finish Position and metres gained

First Arrow shows distance gain/loss from 2nd Qtr to 3rd Qtr,  
Second Arrow shows distance gain/loss from 3rd Qtr to Finish  
Blue arrow indicates best gain in these quarters.



800

Visual positions in race at 2nd Quarter



400

Visual positions in race at 3rd Quarter

# Penrith Race 4 Distance 2125m

Thursday, 28 August 2025


Gross Time: 2:36.00 MileRate: 1:58.20 LeadTime: 37.20s First Qtr: 31.00s Second Qtr: 29.10s Third Qtr: 28.80s Fourth Qtr: 29.90s

DATA TABLE: 800 / 400 Posi's are position from leader and (how wide the horse was at that position)

No	Horse	Plc	Mar	800 Posi	400 Posi	Time	3rd Qtr	4th Qt
8	Rocknroll Gig	1	0.0m	17.6m (1)	12.6m (3)	2:36.00	28.46s	28.98s
3	Startin To Gogh	2	0.3m	0.0m (0)	0.0m (0)	2:36.02	28.80s	29.92s
5	Hot Cruise Control	3	1.7m	9.5m (1)	9.9m (2)	2:36.13	28.84s	29.31s
4	Eyeknow	4	3.7m	13.7m (1)	11.0m (1)	2:36.29	28.62s	29.39s
6	Nitro Danny	5	4.9m	5.3m (1)	5.2m (2)	2:36.38	28.80s	29.90s
7	Diletto	6	5.3m	8.7m (0)	8.8m (0)	2:36.42	28.82s	29.68s
10	Grey Cadillac	7	7.5m	0.8m (1)	4.9m (1)	2:36.59	29.10s	30.13s
1	Bettine	8	9.1m	4.5m (0)	4.4m (0)	2:36.71	28.80s	30.29s
2	Salero	9	10.4m	12.9m (0)	13.2m (0)	2:36.81	28.84s	29.75s
9	Flo Ryda	10	11.9m	21.5m (1)	18.1m (2)	2:36.93	28.58s	29.51s

## Finish Position and metres gained

First Arrow shows distance gain/loss from 2nd Qtr to 3rd Qtr, Second Arrow shows distance gain/loss from 3rd Qtr to Finish  
Blue arrow indicates best gain in these quarters.



Visual positions in race at 2nd Quarter

800



Visual positions in race at 3rd Quarter

400



Powered by



Harness Analyser

Sectional Analysis Software

Not just form | Free Trial

[www.facebook.com/PJHarnessRacing](http://www.facebook.com/PJHarnessRacing)



RISE Digital, Harness Racing Australia nor the provider accepts any responsibility for the completeness or accuracy of any of the information contained herein, and makes no representations about its suitability for any particular purpose. Users should make their own judgements about those matters and/or seek independent advice. You assume all risks associated with use of data provided on this page



# Penrith Race 5 Distance 1720m

Thursday, 28 August 2025


Gross Time: 2:04.40 MileRate: 1:56.40 LeadTime: 7.10s First Qtr: 29.60s Second Qtr: 29.40s Third Qtr: 29.00s Fourth Qtr: 29.30s

DATA TABLE: 800 / 400 Posi's are position from leader and (how wide the horse was at that position)

No	Horse	Plc	Mar	800 Posi	400 Posi	Time	3rd Qtr	4th Qt
5	Bara Riley	1	0.0m	16.4m (0)	7.7m (2)	2:04.40	28.38s	28.74s
10	The Devils Flame	2	3.3m	16.1m (1)	3.3m (2)	2:04.65	28.08s	29.31s
6	Spitfire	3	5.2m	2.2m (1)	0.6m (1)	2:04.80	28.88s	29.66s
2	The Best Of You	4	7.8m	11.1m (1)	9.4m (1)	2:05.00	28.88s	29.22s
7	Blisses Best	5	11.3m	4.4m (0)	3.9m (0)	2:05.27	28.96s	29.89s
9	Lookin Good Margie	6	12.3m	8.3m (0)	8.3m (0)	2:05.35	29.00s	29.65s
4	Shark Dancer	7	13.4m	6.7m (1)	5.0m (1)	2:05.43	28.88s	29.97s
1	Lils Nightmare	8	14.1m	0.0m (0)	0.0m (0)	2:05.48	29.00s	30.38s
3	Hellovetime	9	15.6m	12.8m (0)	12.2m (0)	2:05.60	28.96s	29.62s

## Finish Position and metres gained

First Arrow shows distance gain/loss from 2nd Qtr to 3rd Qtr,  
Second Arrow shows distance gain/loss from 3rd Qtr to Finish  
Blue arrow indicates best gain in these quarters.



800

Visual positions in race at 2nd Quarter



400

Visual positions in race at 3rd Quarter



Powered by



Harness Analyser

Sectional Analysis Software

Not just form | Free Trial

[www.facebook.com/PJHarnessRacing](http://www.facebook.com/PJHarnessRacing)



RISE Digital, Harness Racing Australia nor the provider accepts any responsibility for the completeness or accuracy of any of the information contained herein, and makes no representations about its suitability for any particular purpose. Users should make their own judgements about those matters and/or seek independent advice. You assume all risks associated with use of data provided on this page

# Penrith Race 6 Distance 2125m

Thursday, 28 August 2025

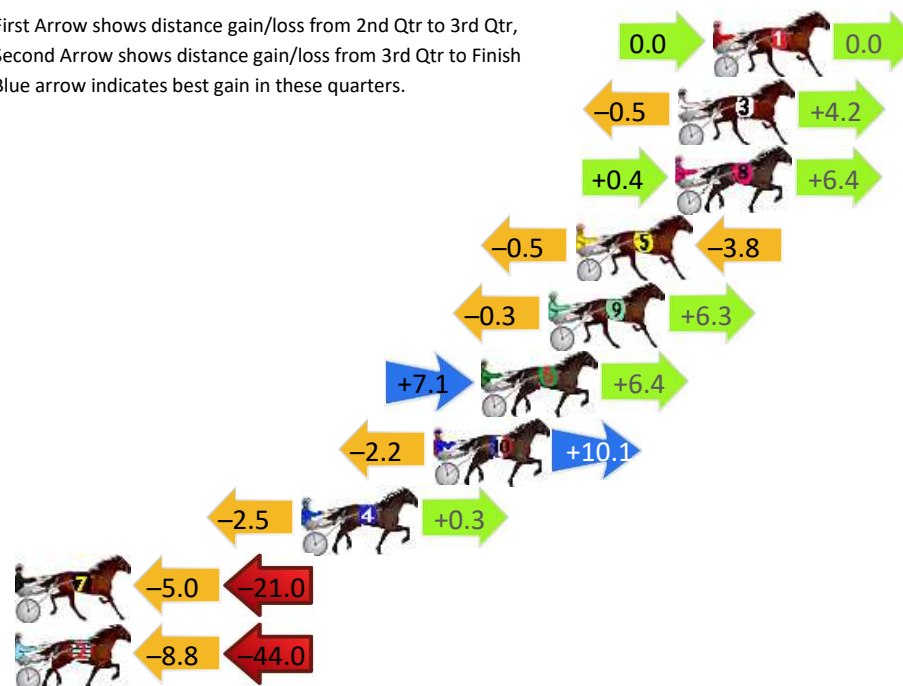
Gross Time: 2:36.70 MileRate: 1:58.70 LeadTime: 39.00s First Qtr: 31.10s Second Qtr: 29.20s Third Qtr: 28.20s Fourth Qtr: 29.20s

DATA TABLE: 800 / 400 Posi's are position from leader and (how wide the horse was at that position)

No	Horse	Plc	Mar	800 Posi	400 Posi	Time	3rd Qtr	4th Qt
1	Petes Crunch Time	1	0.0m	0.0m (0)	0.0m (0)	2:36.70	28.20s	29.20s
3	American Werewolf	2	1.4m	5.1m (1)	5.6m (2)	2:36.81	28.24s	28.91s
8	Whereishe	3	1.5m	8.3m (0)	7.9m (1)	2:36.81	28.18s	28.75s
5	Kates Virtue	4	5.5m	1.2m (1)	1.7m (1)	2:37.12	28.24s	29.50s
9	Maid Of Money	5	6.6m	12.6m (0)	12.9m (1)	2:37.21	28.24s	28.79s
6	Cash And Bling	6	9.3m	22.8m (0)	15.7m (0)	2:37.41	27.72s	28.79s
10	Boyzhavtime	7	11.2m	19.1m (1)	21.3m (2)	2:37.56	28.38s	28.54s
4	Mister Quirk	8	16.5m	14.3m (1)	16.8m (2)	2:37.96	28.40s	29.26s
7	Weona Sir Vivor	9	30.0m	4.0m (0)	9.0m (0)	2:39.00	28.56s	30.86s
2	Indi Air Tonight	10	62.5m	9.7m (1)	18.5m (1)	2:41.49	28.84s	32.67s

## Finish Position and metres gained

First Arrow shows distance gain/loss from 2nd Qtr to 3rd Qtr,  
Second Arrow shows distance gain/loss from 3rd Qtr to Finish  
Blue arrow indicates best gain in these quarters.



Visual positions in race at 2nd Quarter

800



Visual positions in race at 3rd Quarter

400



Powered by



Harness Analyser

Sectional Analysis Software

Not just form | Free Trial

[www.facebook.com/PJHarnessRacing](http://www.facebook.com/PJHarnessRacing)



RISE Digital, Harness Racing Australia nor the provider accepts any responsibility for the completeness or accuracy of any of the information contained herein, and makes no representations about its suitability for any particular purpose. Users should make their own judgements about those matters and/or seek independent advice. You assume all risks associated with use of data provided on this page

# Penrith Race 7 Distance 1720m

Thursday, 28 August 2025


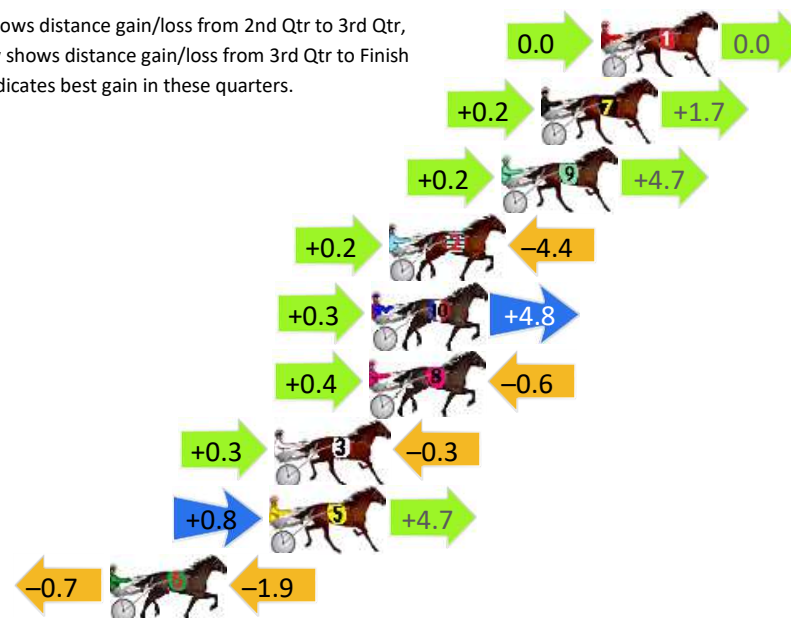
Gross Time: 2:06.40 MileRate: 1:58.20 LeadTime: 8.00s First Qtr: 31.90s Second Qtr: 31.20s Third Qtr: 28.20s Fourth Qtr: 27.10s

DATA TABLE: 800 / 400 Posi's are position from leader and (how wide the horse was at that position)

No	Horse	Plc	Mar	800 Posi	400 Posi	Time	3rd Qtr	4th Qt
1	Debonaire	1	0.0m	0.0m (0)	0.0m (0)	2:06.40	28.20s	27.10s
7	Always Thunder	2	2.4m	4.3m (0)	4.1m (0)	2:06.57	28.18s	26.99s
9	Nothingbutwaves	3	4.0m	8.9m (0)	8.7m (0)	2:06.69	28.18s	26.79s
2	Zen Master	4	8.5m	4.3m (1)	4.1m (1)	2:07.01	28.18s	27.43s
10	Merrywood Tony	5	9.2m	14.3m (0)	14.0m (0)	2:07.06	28.16s	26.80s
8	Soho The Real Deal	6	9.3m	9.1m (1)	8.7m (1)	2:07.06	28.16s	27.16s
3	Rio De Janeiro Blue	7	13.1m	13.1m (1)	12.8m (1)	2:07.33	28.16s	27.15s
5	Captain Blood	8	13.3m	18.8m (0)	18.0m (0)	2:07.35	28.12s	26.81s
6	Dontletfearstopya	9	19.7m	17.1m (1)	17.8m (1)	2:07.81	28.22s	27.29s

## Finish Position and metres gained

First Arrow shows distance gain/loss from 2nd Qtr to 3rd Qtr,  
Second Arrow shows distance gain/loss from 3rd Qtr to Finish  
Blue arrow indicates best gain in these quarters.



800

Visual positions in race at 2nd Quarter



400

Visual positions in race at 3rd Quarter



Powered by



Harness Analyser

Sectional Analysis Software

Not just form | Free Trial

[www.facebook.com/PJHarnessRacing](http://www.facebook.com/PJHarnessRacing)



RISE Digital, Harness Racing Australia nor the provider accepts any responsibility for the completeness or accuracy of any of the information contained herein, and makes no representations about its suitability for any particular purpose. Users should make their own judgements about those matters and/or seek independent advice. You assume all risks associated with use of data provided on this page

# Penrith Race 8 Distance 1720m

Thursday, 28 August 2025

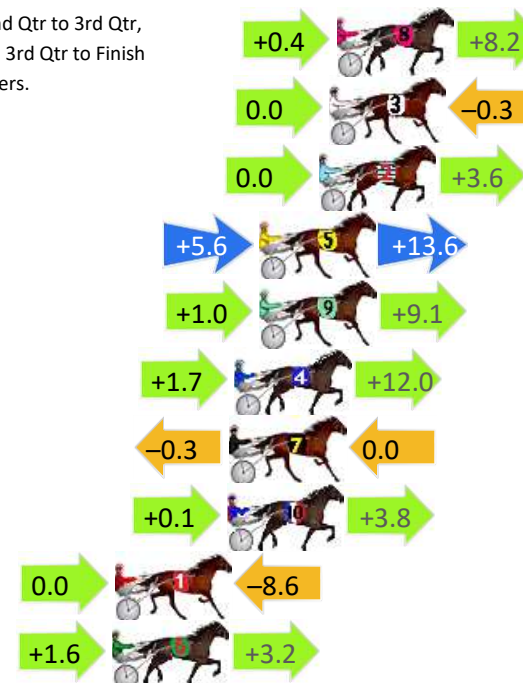
Gross Time: 2:03.90 MileRate: 1:55.90 LeadTime: 7.50s First Qtr: 29.80s Second Qtr: 29.70s Third Qtr: 28.10s Fourth Qtr: 28.80s

DATA TABLE: 800 / 400 Posi's are position from leader and (how wide the horse was at that position)

No	Horse	Plc	Mar	800 Posi	400 Posi	Time	3rd Qtr	4th Qt
8	El Camino	1	0.0m	8.6m (1)	8.2m (1)	2:03.90	28.08s	28.22s
3	King Tiger	2	0.3m	0.0m (1)	0.0m (1)	2:03.92	28.10s	28.82s
2	Corbie Stumbler	3	0.7m	4.3m (1)	4.3m (1)	2:03.95	28.10s	28.55s
5	Jordy	4	3.1m	22.3m (1)	16.7m (2)	2:04.13	27.72s	27.85s
9	Alta Sierra	5	3.1m	13.2m (1)	12.2m (2)	2:04.13	28.04s	28.17s
4	Mr Teddy	6	4.1m	17.8m (1)	16.1m (1)	2:04.21	28.00s	27.97s
7	Give Me A Minute	7	4.3m	4.0m (0)	4.3m (0)	2:04.23	28.12s	28.83s
10	Our Saydie Kay	8	4.4m	8.3m (0)	8.2m (0)	2:04.23	28.10s	28.55s
1	Stormtide	9	8.9m	0.3m (0)	0.3m (0)	2:04.57	28.10s	29.45s
6	Outside Fighter	10	9.0m	13.8m (0)	12.2m (0)	2:04.58	28.00s	28.62s

## Finish Position and metres gained

First Arrow shows distance gain/loss from 2nd Qtr to 3rd Qtr,  
Second Arrow shows distance gain/loss from 3rd Qtr to Finish  
Blue arrow indicates best gain in these quarters.



Visual positions in race at 2nd Quarter

800



Visual positions in race at 3rd Quarter

400



Powered by



Harness Analyser

Sectional Analysis Software

Not just form | Free Trial

[www.facebook.com/PJHarnessRacing](http://www.facebook.com/PJHarnessRacing)



RISE Digital, Harness Racing Australia nor the provider accepts any responsibility for the completeness or accuracy of any of the information contained herein, and makes no representations about its suitability for any particular purpose. Users should make their own judgements about those matters and/or seek independent advice. You assume all risks associated with use of data provided on this page