

Tamworth Race 1 Distance 1609m

Thursday, 28 August 2025



Gross Time: 1:57.80 MileRate: 1:57.80 LeadTime: 0.00s First Qtr: 27.60s Second Qtr: 28.90s Third Qtr: 30.10s Fourth Qtr: 31.30s

DATA TABLE: 800 / 400 Posi's are position from leader and (how wide the horse was at that position)

NoHorse	Plc	Mar	800 Posi	400 Posi	Time	3rd Qtr	4th Qt
7 Terror Flying	1	0.0m	7.6m (0)	7.0m (0)	1:57.80	30.06s	30.76s
3 Karalta Courage	2	5.4m	0.0m (0)	0.0m (0)	1:58.24	30.09s	31.72s
9 Brave Bondi	3	7.3m	12.8m (0)	11.6m (0)	1:58.40	30.01s	30.97s
4 My Rock Moves	4	10.7m	10.0m (1)	13.0m (2)	1:58.68	30.33s	31.12s
11 Reds Good To Go	5	15.3m	18.4m (1)	20.8m (1)	1:59.05	30.29s	30.87s
2 Eiffel From Heaven	6	17.8m	5.6m (1)	8.8m (2)	1:59.26	30.33s	32.00s
5 Gotonebetter	7	19.9m	24.6m (0)	25.6m (0)	1:59.43	30.18s	30.86s
8 Agent Callan	8	20.1m	14.2m (1)	17.2m (2)	1:59.44	30.32s	31.53s
1 Otis Rising	9	21.9m	3.8m (0)	3.6m (1)	1:59.59	30.06s	32.72s
6 Dougs Rules	10	28.9m	1.6m (1)	8.8m (1)	2:00.16	30.62s	32.86s

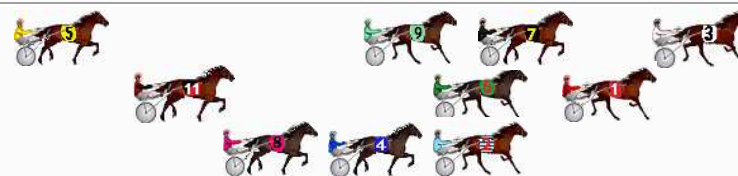
Finish Position and metres gained

First Arrow shows distance gain/loss from 2nd Qtr to 3rd Qtr,
Second Arrow shows distance gain/loss from 3rd Qtr to Finish
Blue arrow indicates best gain in these quarters.



800

Visual positions in race at 2nd Quarter



400

Visual positions in race at 3rd Quarter



Powered by



Harness Analyser

Sectional Analysis Software

Not just form | Free Trial

www.facebook.com/PJHarnessRacing



RISE Digital, Harness Racing Australia nor the provider accepts any responsibility for the completeness or accuracy of any of the information contained herein, and makes no representations about its suitability for any particular purpose. Users should make their own judgements about those matters and/or seek independent advice. You assume all risks associated with use of data provided on this page

Tamworth Race 2 Distance 1980m

Thursday, 28 August 2025

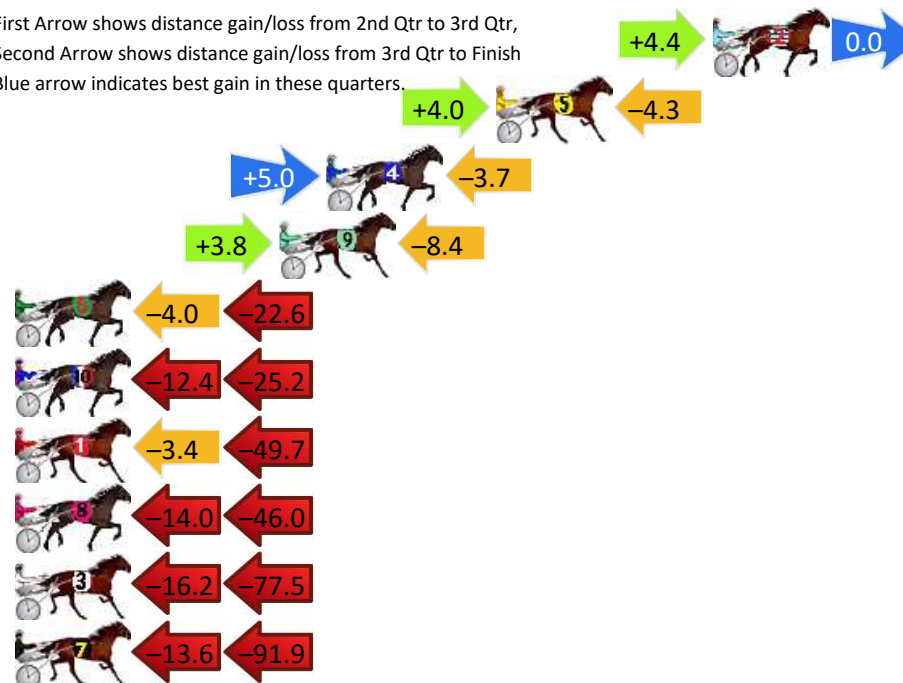
Gross Time: 2:25.00 MileRate: 1:57.80 LeadTime: 26.60s First Qtr: 29.90s Second Qtr: 29.80s Third Qtr: 29.20s Fourth Qtr: 29.50s

DATA TABLE: 800 / 400 Posi's are position from leader and (how wide the horse was at that position)

No	Horse	Plc	Mar	800 Posi	400 Posi	Time	3rd Qtr	4th Qt
2	Ultimate Diva	1	0.0m	4.4m (2)	0.0m (1)	2:25.00	28.88s	29.50s
5	Annie Crocker	2	8.7m	8.4m (2)	4.4m (1)	2:25.67	28.91s	29.82s
4	Paris Princess	3	15.5m	16.8m (2)	11.8m (1)	2:26.20	28.83s	29.77s
9	Next To Me	4	17.4m	12.8m (2)	9.0m (2)	2:26.35	28.92s	30.12s
6	Mac Stubborn	5	42.6m	16.0m (0)	20.0m (2)	2:28.29	29.48s	31.16s
10	Joe By The Seaside	6	49.6m	12.0m (0)	24.4m (1)	2:28.84	30.10s	31.35s
1	Krafty Candy	7	53.1m	0.0m (0)	3.4m (0)	2:29.11	29.43s	33.14s
8	Unsully	8	68.0m	8.0m (0)	22.0m (0)	2:30.26	30.20s	32.87s
3	Benjimagee	9	97.5m	3.8m (1)	20.0m (1)	2:32.54	30.35s	35.18s
7	Lucky Beach Boy	10	109.5m	4.0m (0)	17.6m (0)	2:33.47	30.16s	36.24s

Finish Position and metres gained

First Arrow shows distance gain/loss from 2nd Qtr to 3rd Qtr,
Second Arrow shows distance gain/loss from 3rd Qtr to Finish
Blue arrow indicates best gain in these quarters.



800

Visual positions in race at 2nd Quarter



400

Visual positions in race at 3rd Quarter



Powered by



Harness Analyser

Sectional Analysis Software

Not just form | Free Trial

www.facebook.com/PJHarnessRacing



RISE Digital, Harness Racing Australia nor the provider accepts any responsibility for the completeness or accuracy of any of the information contained herein, and makes no representations about its suitability for any particular purpose. Users should make their own judgements about those matters and/or seek independent advice. You assume all risks associated with use of data provided on this page

Tamworth Race 3 Distance 1980m

Thursday, 28 August 2025

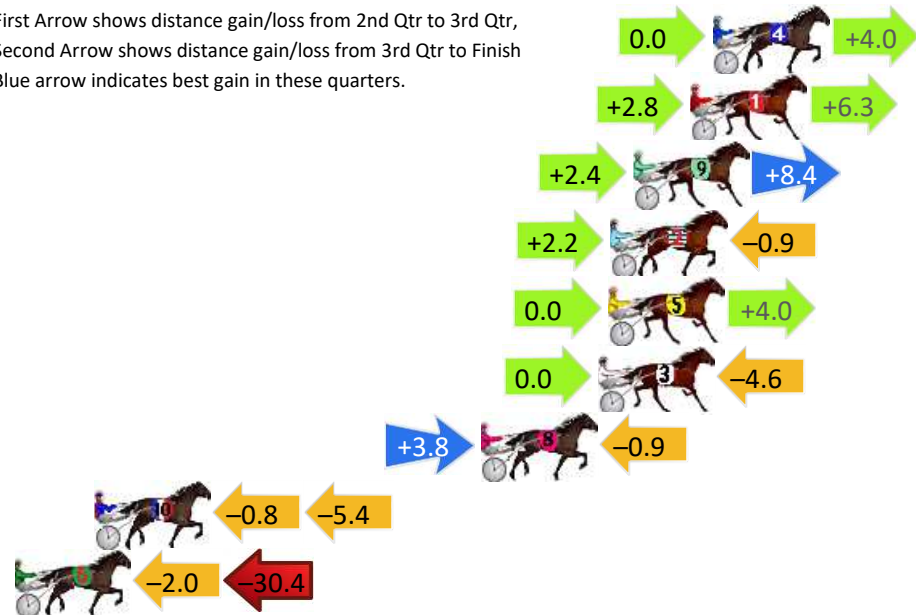
Gross Time: 2:26.40 MileRate: 1:59.00 LeadTime: 26.00s First Qtr: 30.10s Second Qtr: 29.70s Third Qtr: 30.10s Fourth Qtr: 30.50s

DATA TABLE: 800 / 400 Posi's are position from leader and (how wide the horse was at that position)

NoHorse	Plc	Mar	800 Posi	400 Posi	Time	3rd Qtr	4th Qt
4 Princess Remi	1	0.0m	4.0m (0)	4.0m (0)	2:26.40	30.10s	30.20s
1 Allsopp	2	0.9m	10.0m (1)	7.2m (2)	2:26.47	29.89s	30.02s
9 The Cid	3	3.2m	14.0m (1)	11.6m (2)	2:26.66	29.92s	29.86s
2 Renrow Lad	4	4.1m	5.4m (1)	3.2m (2)	2:26.73	29.93s	30.57s
5 McCrikey	5	4.2m	8.2m (0)	8.2m (0)	2:26.74	30.10s	30.20s
3 Amillion Promises	6	4.6m	0.0m (0)	0.0m (0)	2:26.77	30.10s	30.85s
8 He Said She Said	7	9.3m	12.2m (0)	8.4m (1)	2:27.14	29.81s	30.57s
10 Cut Glass	8	24.8m	18.6m (1)	19.4m (1)	2:28.38	30.16s	30.91s
6 Imperial Snapper	9	33.4m	1.0m (1)	3.0m (1)	2:29.07	30.24s	32.81s

Finish Position and metres gained

First Arrow shows distance gain/loss from 2nd Qtr to 3rd Qtr,
Second Arrow shows distance gain/loss from 3rd Qtr to Finish
Blue arrow indicates best gain in these quarters.



Visual positions in race at 2nd Quarter



Visual positions in race at 3rd Quarter



Powered by



Harness Analyser

Sectional Analysis Software

Not just form | Free Trial

www.facebook.com/PJHarnessRacing



RISE Digital, Harness Racing Australia nor the provider accepts any responsibility for the completeness or accuracy of any of the information contained herein, and makes no representations about its suitability for any particular purpose. Users should make their own judgements about those matters and/or seek independent advice. You assume all risks associated with use of data provided on this page

Tamworth Race 4 Distance 1980m

Thursday, 28 August 2025

Gross Time: 2:25.30

MileRate: 1:58.10

LeadTime: 27.20s

First Qtr: 29.90s

Second Qtr: 29.20s

Third Qtr: 29.10s


Fourth Qtr: 29.90s

DATA TABLE: 800 / 400 Posi's are position from leader and (how wide the horse was at that position)

No	Horse	Plc	Mar	800 Posi	400 Posi	Time	3rd Qtr	4th Qt
8	Grosso Naso	1	0.0m	15.4m (1)	13.8m (1)	2:25.30	29.00s	28.87s
7	Three Rivers	2	0.8m	4.4m (0)	5.0m (0)	2:25.36	29.15s	29.59s
1	Bat Matson	3	3.1m	0.0m (0)	0.0m (0)	2:25.54	29.10s	30.13s
10	Saint Crusader	4	3.2m	19.6m (1)	14.8m (3)	2:25.55	28.76s	29.04s
3	Escalera	5	5.9m	8.4m (0)	9.4m (0)	2:25.76	29.18s	29.64s
9	Ashleys Blue Chip	6	6.2m	12.6m (0)	14.0m (0)	2:25.79	29.21s	29.32s
5	Racing Paula	7	10.4m	16.6m (0)	18.2m (1)	2:26.11	29.23s	29.32s
2	Night To Remember	8	13.9m	11.0m (1)	10.2m (3)	2:26.39	29.04s	30.18s
4	Rouge Bling	9	18.5m	7.0m (1)	11.4m (2)	2:26.75	29.42s	30.43s
6	Paratrouper	10	23.3m	3.0m (1)	8.4m (1)	2:27.13	29.48s	31.01s

Finish Position and metres gained

First Arrow shows distance gain/loss from 2nd Qtr to 3rd Qtr,
Second Arrow shows distance gain/loss from 3rd Qtr to Finish
Blue arrow indicates best gain in these quarters.



800

Visual positions in race at 2nd Quarter



400

Visual positions in race at 3rd Quarter



Powered by



Harness Analyser

Sectional Analysis Software

Not just form | Free Trial

www.facebook.com/PJHarnessRacing



RISE Digital, Harness Racing Australia nor the provider accepts any responsibility for the completeness or accuracy of any of the information contained herein, and makes no representations about its suitability for any particular purpose. Users should make their own judgements about those matters and/or seek independent advice. You assume all risks associated with use of data provided on this page

Tamworth Race 5 Distance 1609m

Thursday, 28 August 2025

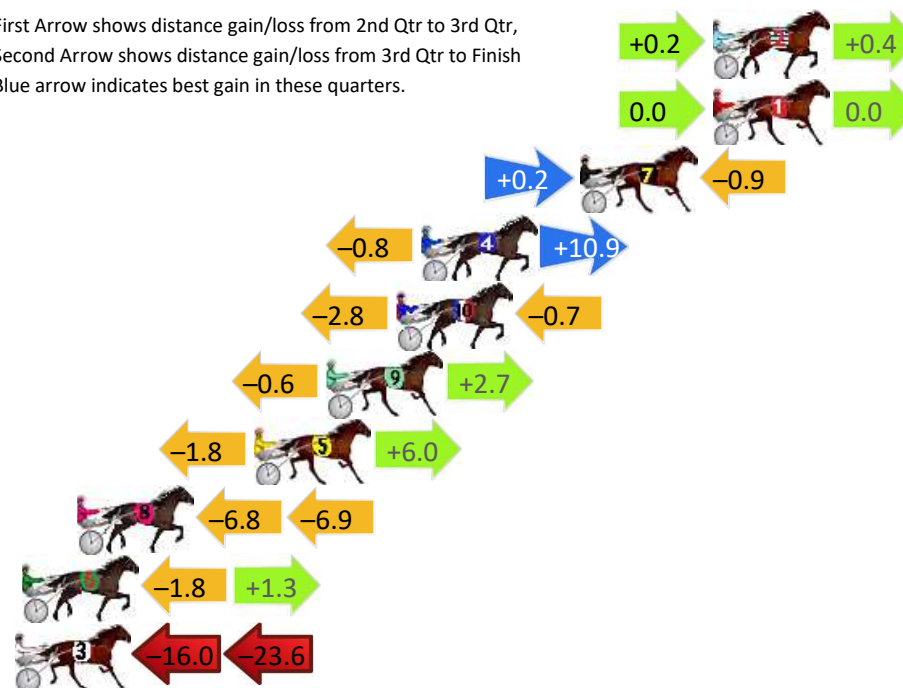
Gross Time: 1:57.40 MileRate: 1:57.40 LeadTime: 0.00s First Qtr: 29.40s Second Qtr: 29.30s Third Qtr: 28.60s Fourth Qtr: 30.10s

DATA TABLE: 800 / 400 Posi's are position from leader and (how wide the horse was at that position)

No	Horse	Plc	Mar	800 Posi	400 Posi	Time	3rd Qtr	4th Qt
2	My Ultimate Hugo	1	0.0m	0.6m (1)	0.4m (1)	1:57.40	28.59s	30.07s
1	Tigermac	2	0.0m	0.0m (0)	0.0m (0)	1:57.40	28.60s	30.10s
7	Macedes	3	5.3m	4.6m (0)	4.4m (1)	1:57.82	28.58s	30.17s
4	Jackys Maria	4	11.7m	21.8m (1)	22.6m (1)	1:58.32	28.68s	29.28s
10	Hey Dude	5	12.7m	9.2m (0)	12.0m (0)	1:58.40	28.80s	30.15s
9	Ellie Rippin	6	15.5m	17.6m (1)	18.2m (0)	1:58.62	28.65s	29.90s
5	Tasmans Delight	7	18.4m	22.6m (0)	24.4m (0)	1:58.85	28.74s	29.65s
8	Barrys Brother	8	25.5m	11.8m (1)	18.6m (1)	1:59.41	29.08s	30.62s
6	Double Mach	9	27.7m	27.2m (1)	29.0m (1)	1:59.58	28.73s	30.00s
3	Mustang Muscle	10	46.0m	6.4m (1)	22.4m (2)	2:01.03	29.72s	31.87s

Finish Position and metres gained

First Arrow shows distance gain/loss from 2nd Qtr to 3rd Qtr,
Second Arrow shows distance gain/loss from 3rd Qtr to Finish
Blue arrow indicates best gain in these quarters.



Visual positions in race at 2nd Quarter



Visual positions in race at 3rd Quarter



Powered by



Harness Analyser

Sectional Analysis Software

Not just form | Free Trial

www.facebook.com/PJHarnessRacing



RISE Digital, Harness Racing Australia nor the provider accepts any responsibility for the completeness or accuracy of any of the information contained herein, and makes no representations about its suitability for any particular purpose. Users should make their own judgements about those matters and/or seek independent advice. You assume all risks associated with use of data provided on this page

Tamworth Race 6 Distance 1609m

Thursday, 28 August 2025


Gross Time: 2:00.30 MileRate: 2:00.30 LeadTime: 0.00s First Qtr: 30.10s Second Qtr: 32.60s Third Qtr: 28.80s Fourth Qtr: 28.90s

DATA TABLE: 800 / 400 Posi's are position from leader and (how wide the horse was at that position)

No	Horse	Plc	Mar	800 Posi	400 Posi	Time	3rd Qtr	4th Qt
1	Lets N Joy	1	0.0m	0.0m (0)	0.0m (0)	2:00.30	28.80s	28.90s
2	Tinny Mahoney	2	1.4m	4.0m (0)	4.0m (0)	2:00.41	28.80s	28.71s
7	Calculating Dancer	3	9.5m	8.6m (0)	8.2m (0)	2:01.02	28.77s	28.99s
8	Zacharooni	4	12.2m	12.4m (0)	12.0m (0)	2:01.23	28.77s	28.91s
5	Dual Cam	5	15.3m	16.8m (0)	16.6m (0)	2:01.46	28.79s	28.81s
10	Thomas Royal	6	18.8m	11.0m (1)	12.2m (1)	2:01.73	28.89s	29.37s
3	Whiskey Royale	7	21.0m	1.0m (1)	1.6m (1)	2:01.89	28.84s	30.29s
9	Iamnopet	8	21.0m	15.0m (1)	17.0m (1)	2:01.89	28.94s	29.19s
4	Sparkling Sue	9	22.7m	5.4m (1)	6.2m (1)	2:02.02	28.86s	30.09s
6	Yogi	10	27.6m	19.0m (1)	20.6m (2)	2:02.39	28.91s	29.40s

Finish Position and metres gained

First Arrow shows distance gain/loss from 2nd Qtr to 3rd Qtr,
Second Arrow shows distance gain/loss from 3rd Qtr to Finish
Blue arrow indicates best gain in these quarters.



800

Visual positions in race at 2nd Quarter



400

Visual positions in race at 3rd Quarter



Powered by



Harness Analyser

Sectional Analysis Software

Not just form | Free Trial

www.facebook.com/PJHarnessRacing



RISE Digital, Harness Racing Australia nor the provider accepts any responsibility for the completeness or accuracy of any of the information contained herein, and makes no representations about its suitability for any particular purpose. Users should make their own judgements about those matters and/or seek independent advice. You assume all risks associated with use of data provided on this page

Tamworth Race 7 Distance 1609m

Thursday, 28 August 2025

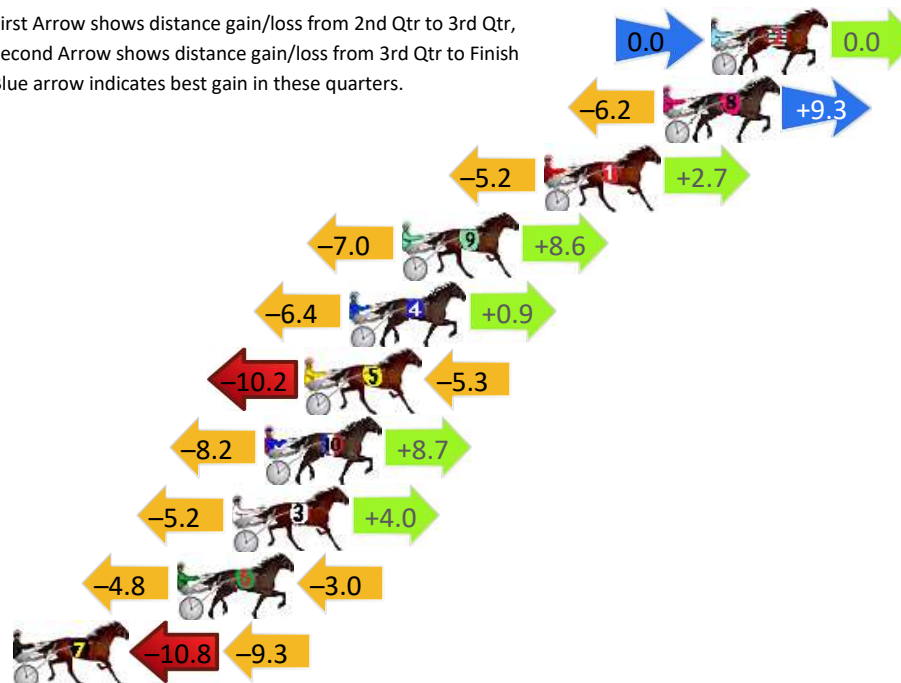
Gross Time: 1:58.60 MileRate: 1:58.60 LeadTime: 0.00s First Qtr: 28.30s Second Qtr: 29.40s Third Qtr: 29.70s Fourth Qtr: 31.10s

DATA TABLE: 800 / 400 Posi's are position from leader and (how wide the horse was at that position)

No	Horse	Plc	Mar	800 Posi	400 Posi	Time	3rd Qtr	4th Qt
2	Bettor Keep Rocking	1	0.0m	0.0m (0)	0.0m (0)	1:58.60	29.70s	31.10s
8	Mini Mine Yet	2	1.9m	5.0m (1)	11.2m (2)	1:58.75	30.18s	30.38s
1	Lookat Mee	3	6.7m	4.2m (0)	9.4m (0)	1:59.14	30.10s	30.89s
9	Adrenaline Rush	4	12.4m	14.0m (0)	21.0m (1)	1:59.61	30.24s	30.44s
4	The Irish Eagle	5	14.5m	9.0m (1)	15.4m (2)	1:59.78	30.19s	31.03s
5	Silent Reaction	6	16.3m	0.8m (1)	11.0m (1)	1:59.93	30.46s	31.51s
10	Rum Delight	7	17.9m	18.4m (0)	26.6m (1)	2:00.06	30.33s	30.43s
3	Tabra	8	19.2m	18.0m (1)	23.2m (2)	2:00.16	30.10s	30.79s
6	Montana Nights	9	21.4m	13.6m (1)	18.4m (3)	2:00.34	30.06s	31.33s
7	Rolamax	10	29.9m	9.8m (0)	20.6m (0)	2:01.03	30.50s	31.82s

Finish Position and metres gained

First Arrow shows distance gain/loss from 2nd Qtr to 3rd Qtr, Second Arrow shows distance gain/loss from 3rd Qtr to Finish
Blue arrow indicates best gain in these quarters.



800

Visual positions in race at 2nd Quarter



400

Visual positions in race at 3rd Quarter



Powered by



Harness Analyser

Sectional Analysis Software

Not just form | Free Trial

www.facebook.com/PJHarnessRacing



RISE Digital, Harness Racing Australia nor the provider accepts any responsibility for the completeness or accuracy of any of the information contained herein, and makes no representations about its suitability for any particular purpose. Users should make their own judgements about those matters and/or seek independent advice. You assume all risks associated with use of data provided on this page

Tamworth Race 8 Distance 1980m

Thursday, 28 August 2025

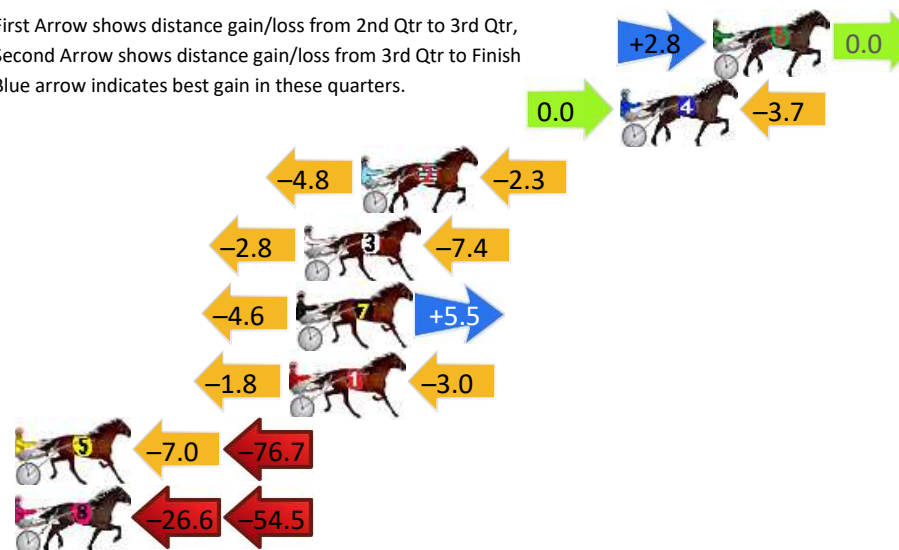
Gross Time: 2:31.40 MileRate: 2:03.00 LeadTime: 27.20s First Qtr: 32.20s Second Qtr: 31.50s Third Qtr: 29.40s Fourth Qtr: 31.10s

DATA TABLE: 800 / 400 Posi's are position from leader and (how wide the horse was at that position)


NoHorse	Plc	Mar	800 Posi	400 Posi	Time	3rd Qtr	4th Qt
6 Heavenly Turbo	1	0.0m	2.8m (2)	0.0m (1)	2:31.40	29.19s	31.10s
4 Fourty One Gee	2	3.7m	0.0m (0)	0.0m (0)	2:31.70	29.39s	31.39s
2 Pinkromar	3	14.1m	7.0m (1)	11.8m (2)	2:32.55	29.76s	31.28s
3 Greenwood Lenny	4	16.4m	6.2m (0)	9.0m (0)	2:32.73	29.59s	31.67s
7 Try Catching Me	5	16.7m	17.6m (0)	22.2m (0)	2:32.76	29.76s	30.67s
1 Spooky Art	6	17.0m	12.2m (0)	14.0m (1)	2:32.78	29.53s	31.33s
5 Gerrys Jewel	7	86.3m	2.6m (1)	9.6m (1)	2:38.42	29.76s	37.03s
8 Dixie Shannon	8	99.5m	18.4m (1)	45.0m (0)	2:39.49	31.29s	35.31s

Finish Position and metres gained

First Arrow shows distance gain/loss from 2nd Qtr to 3rd Qtr,
Second Arrow shows distance gain/loss from 3rd Qtr to Finish
Blue arrow indicates best gain in these quarters.



Visual positions in race at 2nd Quarter



Visual positions in race at 3rd Quarter