

# Bathurst Race 1 Distance 1730m

Friday, 29 August 2025

Gross Time: 2:02.30

MileRate: 1:53.80

LeadTime: 8.40s

First Qtr: 28.50s

Second Qtr: 29.20s

Third Qtr: 28.70s


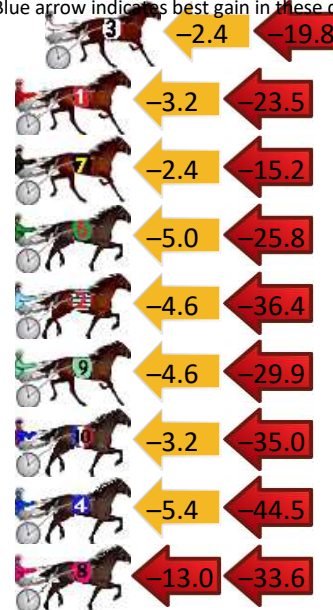
Fourth Qtr: 27.50s

DATA TABLE: 800 / 400 Posi's are position from leader and (how wide the horse was at that position)

No	Horse	Plc	Mar	800 Posi	400 Posi	Time	3rd Qtr	4th Qt
5	Puppeteer	1	0.0m	0.0m (0)	0.0m (0)	2:02.30	28.70s	27.50s
3	Sheza Bettor Gem	2	26.8m	4.6m (0)	7.0m (0)	2:04.24	28.90s	28.85s
1	Nikalong Mint	3	35.9m	9.2m (0)	12.4m (0)	2:04.90	28.96s	29.11s
7	Scruffy Moto	4	36.0m	18.4m (1)	20.8m (2)	2:04.91	28.89s	28.54s
6	Caths In Denial	5	44.6m	13.8m (1)	18.8m (1)	2:05.53	29.09s	29.26s
2	Tulhurst Pebbles	6	45.2m	4.2m (1)	8.8m (1)	2:05.57	29.08s	29.99s
9	Mittys Three Aces	7	47.9m	13.4m (0)	18.0m (0)	2:05.77	29.07s	29.54s
10	Beyondreason	8	57.6m	19.4m (0)	22.6m (0)	2:06.47	28.98s	29.89s
4	Jiliby Tsunami	9	59.1m	9.2m (1)	14.6m (1)	2:06.58	29.14s	30.54s
8	Aaron Mint	10	73.6m	27.0m (0)	40.0m (0)	2:07.63	29.66s	29.80s

## Finish Position and metres gained

First Arrow shows distance gain/loss from 2nd Qtr to 3rd Qtr,  
Second Arrow shows distance gain/loss from 3rd Qtr to Finish  
Blue arrow indicates best gain in these quarters.



Visual positions in race at 2nd Quarter



Visual positions in race at 3rd Quarter



Powered by



Harness Analyser

Sectional Analysis Software

Not just form | Free Trial

[www.facebook.com/PJHarnessRacing](http://www.facebook.com/PJHarnessRacing)



RISE Digital, Harness Racing Australia nor the provider accepts any responsibility for the completeness or accuracy of any of the information contained herein, and makes no representations about its suitability for any particular purpose. Users should make their own judgements about those matters and/or seek independent advice. You assume all risks associated with use of data provided on this page

# Bathurst Race 2 Distance 1730m

Friday, 29 August 2025


Gross Time: 2:08.00 MileRate: 1:59.10 LeadTime: 8.40s First Qtr: 30.30s Second Qtr: 31.50s Third Qtr: 29.70s Fourth Qtr: 28.10s

DATA TABLE: 800 / 400 Posi's are position from leader and (how wide the horse was at that position)

NoHorse	Plc	Mar	800 Posi	400 Posi	Time	3rd Qtr	4th Qt
4 The Accidental One	1	0.0m	0.0m (0)	0.0m (0)	2:08.00	29.70s	28.10s
3 Surfin At Midnight	2	6.2m	4.2m (0)	4.2m (0)	2:08.46	29.70s	28.24s
6 Crystal Bling	3	7.7m	1.2m (1)	0.0m (1)	2:08.57	29.63s	28.64s
5 Springfield Desire	4	8.3m	5.4m (1)	4.2m (1)	2:08.61	29.62s	28.39s
8 Hillview Sam	5	15.0m	12.4m (0)	12.6m (0)	2:09.11	29.72s	28.27s
1 Chillax	6	17.3m	8.2m (0)	8.4m (0)	2:09.28	29.73s	28.72s
7 Irk McGlurk	7	21.4m	19.0m (1)	16.6m (2)	2:09.58	29.54s	28.44s
10 Jay Bee	8	30.3m	14.6m (1)	12.2m (2)	2:10.24	29.56s	29.36s
2 Justadiva	9	36.5m	10.6m (1)	11.4m (1)	2:10.70	29.81s	29.85s
9 Captain Llanfair	10	49.1m	19.2m (0)	25.0m (0)	2:11.63	30.16s	29.78s

## Finish Position and metres gained

First Arrow shows distance gain/loss from 2nd Qtr to 3rd Qtr,  
Second Arrow shows distance gain/loss from 3rd Qtr to Finish  
Blue arrow indicates best gain in these quarters.



800

Visual positions in race at 2nd Quarter



400

Visual positions in race at 3rd Quarter

# Bathurst Race 3 Distance 1730m

Friday, 29 August 2025



Gross Time: 2:04.50 MileRate: 1:55.80 LeadTime: 8.10s First Qtr: 28.50s Second Qtr: 30.50s Third Qtr: 29.50s Fourth Qtr: 27.90s

DATA TABLE: 800 / 400 Posi's are position from leader and (how wide the horse was at that position)


NoHorse	Plc	Mar	800 Posi	400 Posi	Time	3rd Qtr	4th Qt
5 Tisbury Rocks	1	0.0m	0.0m (0)	0.0m (0)	2:04.50	29.50s	27.90s
4 The Rogue I Am	2	2.8m	3.6m (1)	2.6m (1)	2:04.71	29.43s	27.91s
6 She Maybe Bettor	3	2.8m	7.6m (1)	6.4m (1)	2:04.71	29.41s	27.65s
3 Mullum Axel	4	4.4m	4.4m (0)	4.4m (0)	2:04.82	29.50s	27.90s
7 Camanchi Warrior	5	12.8m	15.8m (1)	16.2m (1)	2:05.44	29.52s	27.66s
10 Marvella	6	15.2m	11.8m (1)	11.4m (1)	2:05.62	29.48s	28.16s
9 Fifty Three Stars	7	15.9m	18.6m (0)	19.6m (0)	2:05.67	29.56s	27.64s
2 Potter	8	19.6m	8.8m (0)	9.6m (0)	2:05.94	29.58s	28.59s
1 Queenhigh Flush	9	37.6m	13.4m (0)	14.6m (0)	2:07.26	29.63s	29.50s
8 Ultimate Trouble	10	40.0m	21.0m (1)	22.4m (1)	2:07.43	29.63s	29.12s

## Finish Position and metres gained

First Arrow shows distance gain/loss from 2nd Qtr to 3rd Qtr,  
Second Arrow shows distance gain/loss from 3rd Qtr to Finish  
Blue arrow indicates best gain in these quarters.



Visual positions in race at 2nd Quarter



Visual positions in race at 3rd Quarter

# Bathurst Race 4 Distance 1730m

Friday, 29 August 2025

Gross Time: 2:03.60

MileRate: 1:55.00

LeadTime: 8.00s

First Qtr: 29.40s

Second Qtr: 29.50s

Third Qtr: 28.20s

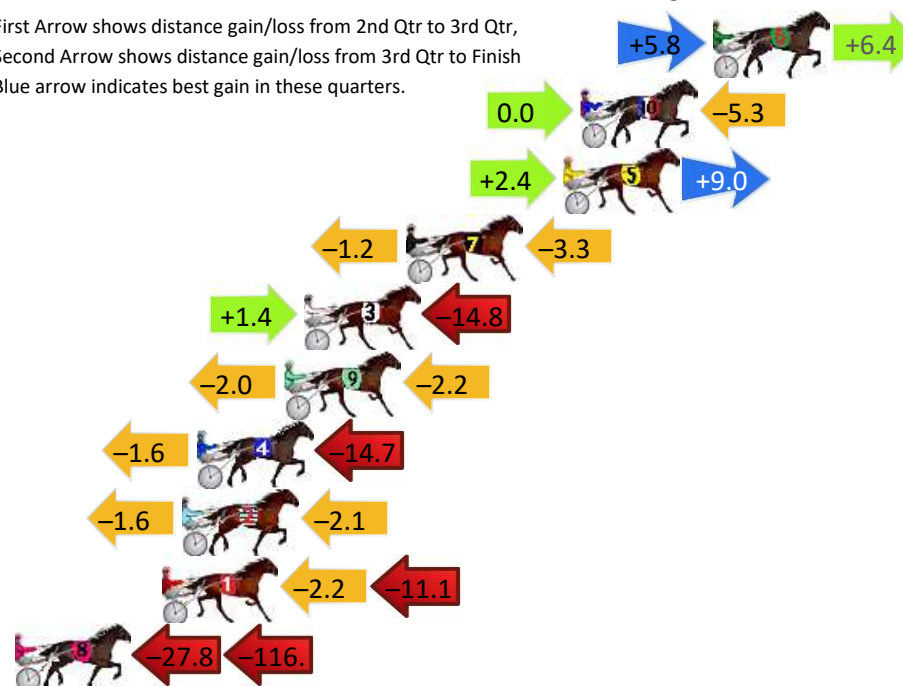
Fourth Qtr: 28.50s

DATA TABLE: 800 / 400 Posi's are position from leader and (how wide the horse was at that position)

No	Horse	Plc	Mar	800 Posi	400 Posi	Time	3rd Qtr	4th Qt
6	Pops Legacy	1	0.0m	12.2m (1)	6.4m (2)	2:03.60	27.79s	28.05s
10	Misterfourthousand	2	5.3m	0.0m (0)	0.0m (0)	2:04.00	28.20s	28.88s
5	Funda	3	6.0m	17.4m (1)	15.0m (1)	2:04.05	28.03s	27.86s
7	Borrowed Time	4	12.3m	7.8m (1)	9.0m (1)	2:04.52	28.28s	28.73s
3	Tapaganoosh	5	16.4m	3.0m (1)	1.6m (1)	2:04.83	28.10s	29.55s
9	Drive To The Beach	6	17.2m	13.0m (0)	15.0m (0)	2:04.89	28.34s	28.66s
4	R K Finn	7	20.7m	4.4m (0)	6.0m (0)	2:05.15	28.31s	29.54s
2	Graffiti Lane	8	21.3m	17.6m (0)	19.2m (0)	2:05.19	28.31s	28.65s
1	Layla Shannon	9	22.1m	8.8m (0)	11.0m (0)	2:05.25	28.35s	29.29s
8	Rock Steady	10	166.5m	22.2m (0)	50.0m (0)	2:16.06	30.12s	36.75s


## Finish Position and metres gained

First Arrow shows distance gain/loss from 2nd Qtr to 3rd Qtr,  
Second Arrow shows distance gain/loss from 3rd Qtr to Finish  
Blue arrow indicates best gain in these quarters.



800

Visual positions in race at 2nd Quarter



400

Visual positions in race at 3rd Quarter



Powered by



Harness Analyser

Sectional Analysis Software

Not just form | Free Trial

[www.facebook.com/PJHarnessRacing](http://www.facebook.com/PJHarnessRacing)



RISE Digital, Harness Racing Australia nor the provider accepts any responsibility for the completeness or accuracy of any of the information contained herein, and makes no representations about its suitability for any particular purpose. Users should make their own judgements about those matters and/or seek independent advice. You assume all risks associated with use of data provided on this page



# Bathurst Race 5 Distance 1730m

Friday, 29 August 2025

Gross Time: 2:09.20

MileRate: 2:00.20

LeadTime: 8.10s

First Qtr: 29.20s

Second Qtr: 30.40s

Third Qtr: 31.00s


Fourth Qtr: 30.50s

DATA TABLE: 800 / 400 Posi's are position from leader and (how wide the horse was at that position)

NoHorse	Plc	Mar	800 Posi	400 Posi	Time	3rd Qtr	4th Qt
8 Rose Of Juliana	1	0.0m	20.4m (1)	1.0m (2)	2:09.20	29.52s	30.42s
3 Fake Mint	2	2.8m	16.4m (1)	10.8m (3)	2:09.42	30.57s	29.89s
10 Lucky Zara	3	8.3m	12.4m (1)	6.0m (3)	2:09.86	30.51s	30.67s
1 Nevertoolate	4	9.5m	4.6m (0)	7.2m (1)	2:09.96	31.20s	30.67s
6 Lady Rockabellum	5	17.8m	4.2m (1)	0.0m (1)	2:10.62	30.69s	31.85s
4 Midnight Terror	6	33.2m	13.2m (0)	17.4m (2)	2:11.85	31.33s	31.70s
7 Josey Mint	7	36.9m	0.0m (1)	4.0m (0)	2:12.15	31.33s	32.99s
5 Alpha Xena	8	41.1m	0.6m (0)	11.4m (0)	2:12.48	31.84s	32.75s
9 Beautifully Put	9	47.2m	8.8m (0)	13.4m (1)	2:12.97	31.37s	33.06s
2 Ollie One Shot	10	47.8m	8.2m (1)	7.2m (2)	2:13.02	30.95s	33.58s

## Finish Position and metres gained

First Arrow shows distance gain/loss from 2nd Qtr to 3rd Qtr,  
Second Arrow shows distance gain/loss from 3rd Qtr to Finish  
Blue arrow indicates best gain in these quarters.



800

Visual positions in race at 2nd Quarter



400

Visual positions in race at 3rd Quarter



Powered by



Harness Analyser

Sectional Analysis Software

Not just form | Free Trial

[www.facebook.com/PJHarnessRacing](http://www.facebook.com/PJHarnessRacing)



RISE Digital, Harness Racing Australia nor the provider accepts any responsibility for the completeness or accuracy of any of the information contained herein, and makes no representations about its suitability for any particular purpose. Users should make their own judgements about those matters and/or seek independent advice. You assume all risks associated with use of data provided on this page

# Bathurst Race 6 Distance 1730m

Friday, 29 August 2025

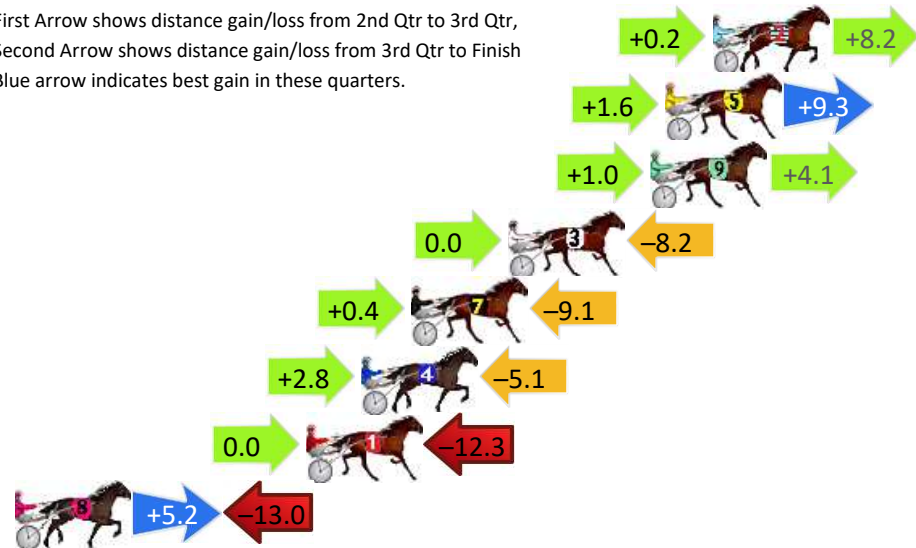
Gross Time: 2:12.80 MileRate: 2:03.60 LeadTime: 8.90s First Qtr: 30.60s Second Qtr: 31.40s Third Qtr: 32.20s Fourth Qtr: 29.70s

DATA TABLE: 800 / 400 Posi's are position from leader and (how wide the horse was at that position)

NoHorse	Plc	Mar	800 Posi	400 Posi	Time	3rd Qtr	4th Qt
2 Rocknroll Bling	1	0.0m	8.4m (0)	8.2m (0)	2:12.80	32.16s	29.09s
5 Rosies Dragon	2	1.9m	12.8m (0)	11.2m (1)	2:12.95	32.05s	29.01s
9 Limeryck Lane	3	2.5m	7.6m (1)	6.6m (2)	2:12.99	32.11s	29.40s
3 Wokka Rock	4	8.2m	0.0m (0)	0.0m (0)	2:13.44	32.23s	30.31s
7 Saint Gutho	5	12.1m	3.4m (1)	3.0m (1)	2:13.74	32.20s	30.37s
4 Big Frost	6	14.1m	11.8m (1)	9.0m (3)	2:13.90	32.00s	30.08s
1 Only One Reason	7	16.3m	4.0m (0)	4.0m (0)	2:14.07	32.24s	30.61s
8 Hashtag Hector	8	28.6m	20.8m (1)	15.6m (1)	2:15.03	31.84s	30.66s

## Finish Position and metres gained

First Arrow shows distance gain/loss from 2nd Qtr to 3rd Qtr,  
Second Arrow shows distance gain/loss from 3rd Qtr to Finish  
Blue arrow indicates best gain in these quarters.



800

Visual positions in race at 2nd Quarter



400

Visual positions in race at 3rd Quarter



Powered by



Harness Analyser

Sectional Analysis Software

Not just form | Free Trial

[www.facebook.com/PJHarnessRacing](http://www.facebook.com/PJHarnessRacing)



RISE Digital, Harness Racing Australia nor the provider accepts any responsibility for the completeness or accuracy of any of the information contained herein, and makes no representations about its suitability for any particular purpose. Users should make their own judgements about those matters and/or seek independent advice. You assume all risks associated with use of data provided on this page

# Bathurst Race 7 Distance 1730m

Friday, 29 August 2025

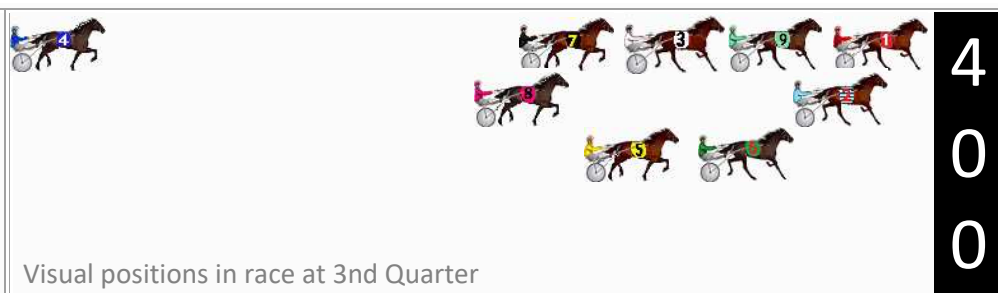

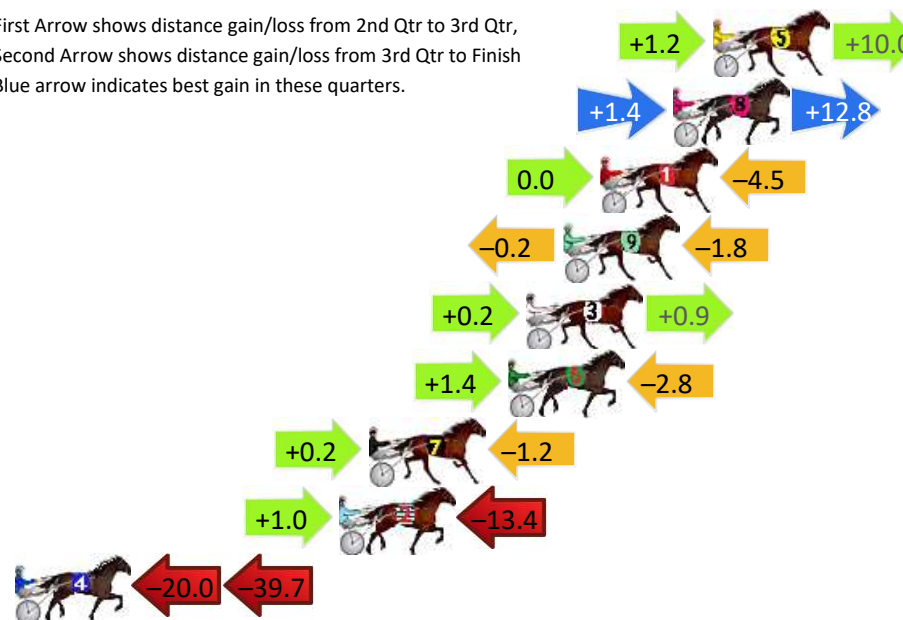
Gross Time: 2:11.80 MileRate: 2:02.60 LeadTime: 8.30s First Qtr: 31.70s Second Qtr: 31.70s Third Qtr: 30.80s Fourth Qtr: 29.30s

DATA TABLE: 800 / 400 Posi's are position from leader and (how wide the horse was at that position)

No	Horse	Plc	Mar	800 Posi	400 Posi	Time	3rd Qtr	4th Qt
5	Heartof Kingsclair	1	0.0m	11.2m (1)	10.0m (2)	2:11.80	30.69s	28.57s
8	Adah Koko	2	1.6m	15.8m (1)	14.4m (1)	2:11.92	30.67s	28.37s
1	Morefuntocome	3	4.5m	0.0m (0)	0.0m (0)	2:12.15	30.81s	29.63s
9	Onawicked Ride	4	6.0m	4.0m (0)	4.2m (0)	2:12.26	30.82s	29.43s
3	Some Jewel	5	7.5m	8.6m (0)	8.4m (0)	2:12.38	30.78s	29.23s
6	Mammals Jewel	6	8.2m	6.8m (1)	5.4m (2)	2:12.43	30.70s	29.50s
7	Beths Fury	7	13.8m	12.8m (0)	12.6m (0)	2:12.86	30.79s	29.39s
2	Samui	8	15.0m	2.6m (1)	1.6m (1)	2:12.95	30.75s	30.28s
4	Rosanna Shannon	9	104.7m	45.0m (0)	65.0m (0)	2:19.85	32.37s	32.19s

## Finish Position and metres gained

First Arrow shows distance gain/loss from 2nd Qtr to 3rd Qtr,  
Second Arrow shows distance gain/loss from 3rd Qtr to Finish  
Blue arrow indicates best gain in these quarters.



# Bathurst Race 8 Distance 2260m

Friday, 29 August 2025

Gross Time: 2:51.20

MileRate: 2:01.90

LeadTime: 49.20s

First Qtr: 30.80s

Second Qtr: 30.70s

Third Qtr: 29.90s

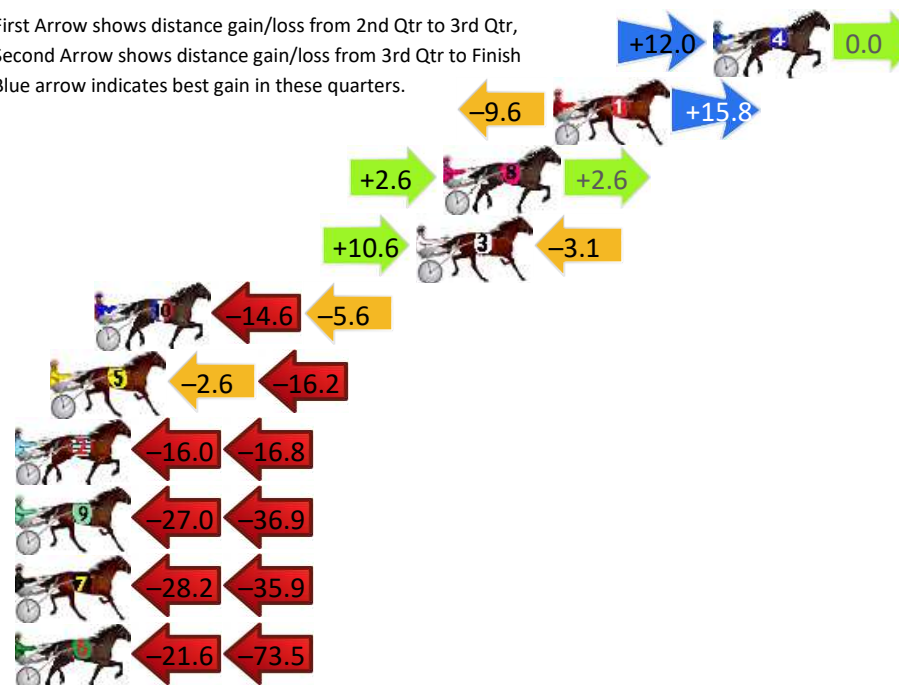
Fourth Qtr: 30.60s

DATA TABLE: 800 / 400 Posi's are position from leader and (how wide the horse was at that position)

NoHorse	Plc	Mar	800 Posi	400 Posi	Time	3rd Qtr	4th Qt
4 Treacherous Jet	1	0.0m	12.0m (1)	0.0m (0)	2:51.20	29.00s	30.60s
1 Bettor Brilliance	2	6.4m	12.6m (0)	22.2m (2)	2:51.71	30.64s	29.40s
8 Sergeant Pee Jay	3	10.8m	16.0m (1)	13.4m (1)	2:52.06	29.71s	30.40s
3 Come On Shannon	4	11.9m	19.4m (2)	8.8m (1)	2:52.15	29.10s	30.84s
10 Cam I Am	5	24.8m	4.6m (0)	19.2m (1)	2:53.19	30.99s	31.03s
5 Kaeleighs Comet	6	26.6m	7.8m (1)	10.4m (0)	2:53.33	30.08s	31.83s
2 Happy Tulhurst	7	41.4m	8.6m (0)	24.6m (1)	2:54.51	31.09s	31.88s
9 Teddy Zing	8	80.9m	17.0m (0)	44.0m (0)	2:57.68	31.90s	33.41s
7 Llanfair Rocky	9	87.9m	23.8m (0)	52.0m (0)	2:58.24	31.99s	33.33s
6 Star Tin	10	95.1m	0.0m (0)	21.6m (0)	2:58.81	31.46s	36.19s

## Finish Position and metres gained

First Arrow shows distance gain/loss from 2nd Qtr to 3rd Qtr,  
Second Arrow shows distance gain/loss from 3rd Qtr to Finish  
Blue arrow indicates best gain in these quarters.



800

Visual positions in race at 2nd Quarter



400

Visual positions in race at 3rd Quarter



Powered by



Harness Analyser

Sectional Analysis Software

Not just form | Free Trial

[www.facebook.com/PJHarnessRacing](http://www.facebook.com/PJHarnessRacing)



RISE Digital, Harness Racing Australia nor the provider accepts any responsibility for the completeness or accuracy of any of the information contained herein, and makes no representations about its suitability for any particular purpose. Users should make their own judgements about those matters and/or seek independent advice. You assume all risks associated with use of data provided on this page