

Newcastle Race 1 Distance 1609m

Friday, 29 August 2025

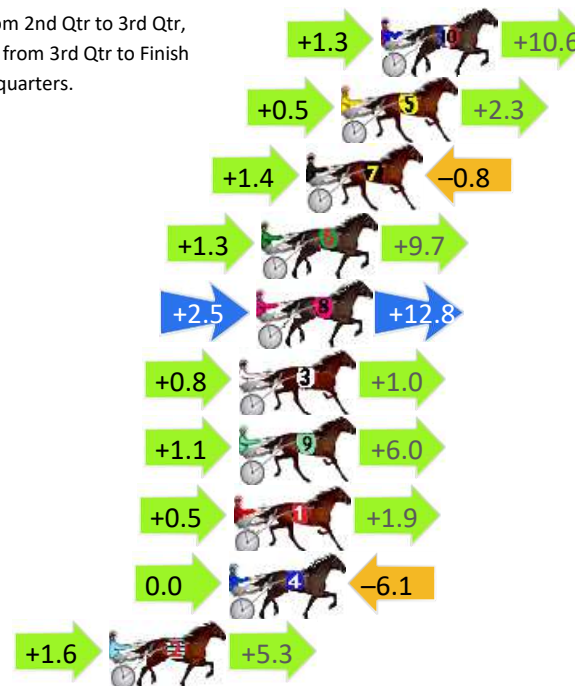
Gross Time: 1:55.10 MileRate: 1:55.10 LeadTime: 0.00s First Qtr: 27.40s Second Qtr: 29.90s Third Qtr: 29.00s Fourth Qtr: 28.80s

DATA TABLE: 800 / 400 Posi's are position from leader and (how wide the horse was at that position)

No	Horse	Plc	Mar	800 Posi	400 Posi	Time	3rd Qtr	4th Qt
10	Some Chevron	1	0.0m	11.9m (1)	10.6m (1)	1:55.10	28.90s	28.04s
5	Sensationalize	2	1.6m	4.4m (0)	3.9m (0)	1:55.22	28.96s	28.64s
7	Mammals Riddle	3	3.0m	3.6m (1)	2.2m (1)	1:55.33	28.90s	28.87s
6	Cheddar Valley	4	4.8m	15.8m (1)	14.5m (1)	1:55.46	28.90s	28.12s
8	Love Lou	5	5.0m	20.3m (1)	17.8m (2)	1:55.48	28.82s	27.90s
3	Yesnomaybeso	6	5.7m	7.5m (1)	6.7m (1)	1:55.53	28.94s	28.75s
9	Spunkys Gotsecrets	6	5.7m	12.8m (0)	11.7m (0)	1:55.53	28.92s	28.39s
1	Onehandonebounce	8	5.9m	8.3m (0)	7.8m (0)	1:55.55	28.96s	28.69s
4	Ultra Bliss	9	6.1m	0.0m (0)	0.0m (0)	1:55.56	29.00s	29.26s
2	Sweet Rocky	10	10.9m	17.8m (0)	16.2m (0)	1:55.92	28.88s	28.46s

Finish Position and metres gained

First Arrow shows distance gain/loss from 2nd Qtr to 3rd Qtr,
Second Arrow shows distance gain/loss from 3rd Qtr to Finish
Blue arrow indicates best gain in these quarters.



800

Visual positions in race at 2nd Quarter



400

Visual positions in race at 3rd Quarter



Powered by



Harness Analyser

Sectional Analysis Software

Not just form | Free Trial

www.facebook.com/PJHarnessRacing



RISE Digital, Harness Racing Australia nor the provider accepts any responsibility for the completeness or accuracy of any of the information contained herein, and makes no representations about its suitability for any particular purpose. Users should make their own judgements about those matters and/or seek independent advice. You assume all risks associated with use of data provided on this page

Newcastle Race 2 Distance 2030m

Friday, 29 August 2025


Gross Time: 2:26.90 MileRate: 1:56.50 LeadTime: 29.30s First Qtr: 31.40s Second Qtr: 29.50s Third Qtr: 28.00s Fourth Qtr: 28.70s

DATA TABLE: 800 / 400 Posi's are position from leader and (how wide the horse was at that position)

NoHorse	Plc	Mar	800 Posi	400 Posi	Time	3rd Qtr	4th Qt
3 For Always Arden	1	0.0m	0.0m (0)	0.0m (0)	2:26.90	28.00s	28.70s
6 Spirit King	2	3.7m	8.3m (1)	10.2m (2)	2:27.18	28.14s	28.26s
10 Heza Player	3	14.6m	3.7m (1)	6.8m (1)	2:28.00	28.22s	29.32s
1 Shiralee	4	21.5m	8.6m (0)	13.6m (0)	2:28.52	28.36s	29.36s
9 Sinbinned	5	29.6m	12.7m (0)	17.6m (0)	2:29.13	28.36s	29.69s
4 Louie Dada	6	31.0m	16.7m (0)	24.4m (2)	2:29.24	28.56s	29.32s
7 Longnwingroad	7	34.1m	17.5m (1)	21.0m (1)	2:29.47	28.26s	29.79s
2 Tough Talks	8	42.9m	4.6m (0)	9.7m (0)	2:30.13	28.36s	31.25s
8 Little Frenchie	9	45.4m	12.9m (1)	16.5m (1)	2:30.32	28.26s	30.96s

Finish Position and metres gained

First Arrow shows distance gain/loss from 2nd Qtr to 3rd Qtr, Second Arrow shows distance gain/loss from 3rd Qtr to Finish Blue arrow indicates best gain in these quarters.



800

Visual positions in race at 2nd Quarter



400

Visual positions in race at 3rd Quarter



Powered by



Harness Analyser

Sectional Analysis Software

Not just form | Free Trial

www.facebook.com/PJHarnessRacing



RISE Digital, Harness Racing Australia nor the provider accepts any responsibility for the completeness or accuracy of any of the information contained herein, and makes no representations about its suitability for any particular purpose. Users should make their own judgements about those matters and/or seek independent advice. You assume all risks associated with use of data provided on this page

Newcastle Race 3 Distance 2030m

Friday, 29 August 2025

Gross Time: 2:29.30

MileRate: 1:58.30

LeadTime: 30.70s

First Qtr: 31.00s

Second Qtr: 30.40s

Third Qtr: 28.70s


Fourth Qtr: 28.50s

DATA TABLE: 800 / 400 Posi's are position from leader and (how wide the horse was at that position)

NoHorse	Plc	Mar	800 Posi	400 Posi	Time	3rd Qtr	4th Qt
1 Rocktagonal	1	0.0m	4.5m (0)	4.5m (0)	2:29.30	28.70s	28.18s
2 Lochiel	2	3.9m	0.0m (0)	0.0m (0)	2:29.59	28.70s	28.79s
10 Karaoke King	3	7.5m	5.9m (1)	3.4m (1)	2:29.86	28.52s	28.82s
9 First String	4	13.0m	9.0m (0)	10.1m (0)	2:30.27	28.78s	28.75s
4 Threebushelsofoats	5	14.4m	9.8m (1)	7.9m (1)	2:30.38	28.56s	29.02s
7 Bushy Beach	6	15.5m	14.0m (0)	14.6m (1)	2:30.46	28.74s	28.62s
3 Ourtreacherous Reign	7	16.8m	18.0m (0)	16.9m (0)	2:30.56	28.62s	28.56s
8 Cool Night	8	18.0m	14.9m (1)	13.5m (2)	2:30.65	28.60s	28.89s
6 Til Heavens Rockn	9	20.1m	23.3m (1)	20.3m (2)	2:30.80	28.48s	28.56s
5 Major Mickey	10	29.3m	19.4m (1)	16.9m (3)	2:31.49	28.52s	29.49s

Finish Position and metres gained

First Arrow shows distance gain/loss from 2nd Qtr to 3rd Qtr,
Second Arrow shows distance gain/loss from 3rd Qtr to Finish
Blue arrow indicates best gain in these quarters.



800

Visual positions in race at 2nd Quarter



400

Visual positions in race at 3rd Quarter



Powered by



Harness Analyser

Sectional Analysis Software

Not just form | Free Trial

www.facebook.com/PJHarnessRacing



RISE Digital, Harness Racing Australia nor the provider accepts any responsibility for the completeness or accuracy of any of the information contained herein, and makes no representations about its suitability for any particular purpose. Users should make their own judgements about those matters and/or seek independent advice. You assume all risks associated with use of data provided on this page

Newcastle Race 4 Distance 1609m

Friday, 29 August 2025

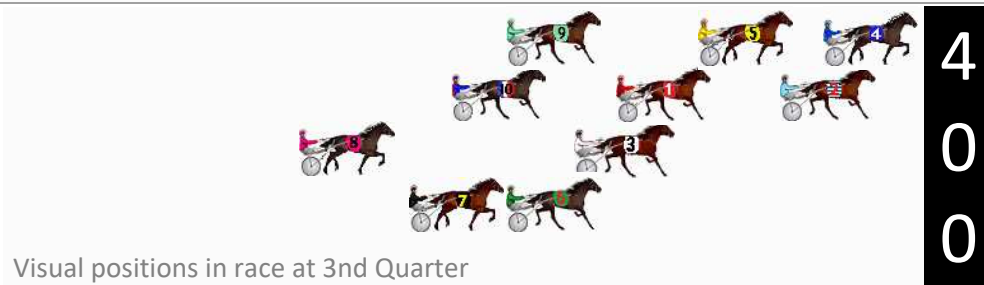


Gross Time: 1:53.50 MileRate: 1:53.50 LeadTime: 0.00s First Qtr: 27.40s Second Qtr: 27.90s Third Qtr: 28.40s Fourth Qtr: 29.80s

DATA TABLE: 800 / 400 Posi's are position from leader and (how wide the horse was at that position)

No	Horse	Plc	Mar	800 Posi	400 Posi	Time	3rd Qtr	4th Qt
9	Laceys Lad	1	0.0m	18.8m (0)	12.7m (0)	1:53.50	28.02s	28.88s
4	Port Au Prince	2	3.2m	0.0m (0)	0.0m (0)	1:53.75	28.40s	30.05s
2	Applied	3	5.7m	2.0m (1)	1.7m (1)	1:53.95	28.38s	30.13s
10	Alta Magacian	4	7.5m	22.8m (0)	14.9m (1)	1:54.09	27.90s	29.31s
1	Rock Fisherman	5	8.7m	14.7m (0)	8.3m (1)	1:54.18	27.98s	29.88s
5	Little Demon	6	8.8m	6.9m (0)	5.0m (0)	1:54.19	28.28s	30.13s
7	Major Reason	7	12.2m	24.8m (1)	16.6m (3)	1:54.45	27.88s	29.55s
8	Heavenly Holly	8	12.4m	25.7m (2)	21.0m (2)	1:54.47	28.14s	29.25s
3	Lord Memnock	9	14.3m	16.7m (1)	10.0m (2)	1:54.62	27.96s	30.20s
6	Duggee Sloy	10	26.5m	20.3m (1)	12.7m (3)	1:55.57	27.91s	30.95s

Finish Position and metres gained

First Arrow shows distance gain/loss from 2nd Qtr to 3rd Qtr,
Second Arrow shows distance gain/loss from 3rd Qtr to Finish
Blue arrow indicates best gain in these quarters.



Newcastle Race 5 Distance 1609m

Friday, 29 August 2025

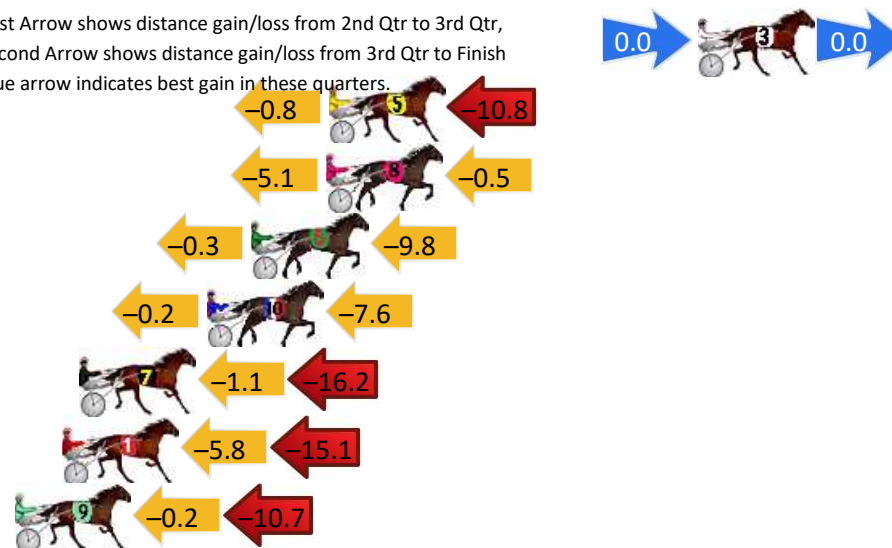
Gross Time: 1:55.90 MileRate: 1:55.90 LeadTime: 0.00s First Qtr: 29.20s Second Qtr: 30.80s Third Qtr: 27.80s Fourth Qtr: 28.10s

DATA TABLE: 800 / 400 Posi's are position from leader and (how wide the horse was at that position)

NoHorse	Plc	Mar	800 Posi	400 Posi	Time	3rd Qtr	4th Qt
3 Mydnight	1	0.0m	0.0m (0)	0.0m (0)	1:55.90	27.80s	28.10s
5 Grumpyshannon	2	14.8m	3.2m (1)	4.0m (1)	1:56.99	27.86s	28.91s
8 Rocknroll Clarry	3	14.9m	9.3m (0)	14.4m (0)	1:57.00	28.16s	28.20s
6 Captain Groove	4	17.9m	7.8m (1)	8.1m (1)	1:57.22	27.82s	28.86s
10 Lasting Memory	5	19.7m	11.9m (1)	12.1m (1)	1:57.35	27.82s	28.71s
7 Ultimate Empire	6	24.8m	7.5m (2)	8.6m (2)	1:57.73	27.88s	29.33s
1 Bettathanmozarella	7	25.5m	4.6m (0)	10.4m (0)	1:57.78	28.20s	29.26s
9 Leave It To Lucy	8	27.4m	16.5m (1)	16.7m (1)	1:57.92	27.82s	28.96s

Finish Position and metres gained

First Arrow shows distance gain/loss from 2nd Qtr to 3rd Qtr,
Second Arrow shows distance gain/loss from 3rd Qtr to Finish
Blue arrow indicates best gain in these quarters.



800

Visual positions in race at 2nd Quarter



400

Visual positions in race at 3rd Quarter



Powered by



Harness Analyser

Sectional Analysis Software

Not just form | Free Trial

www.facebook.com/PJHarnessRacing



RISE Digital, Harness Racing Australia nor the provider accepts any responsibility for the completeness or accuracy of any of the information contained herein, and makes no representations about its suitability for any particular purpose. Users should make their own judgements about those matters and/or seek independent advice. You assume all risks associated with use of data provided on this page

Newcastle Race 6 Distance 1609m

Friday, 29 August 2025


Gross Time: 1:54.50 MileRate: 1:54.50 LeadTime: 0.00s First Qtr: 27.80s Second Qtr: 28.00s Third Qtr: 28.80s Fourth Qtr: 29.90s

DATA TABLE: 800 / 400 Posi's are position from leader and (how wide the horse was at that position)

No	Horse	Plc	Mar	800 Posi	400 Posi	Time	3rd Qtr	4th Qt
10	Katlas Dream	1	0.0m	13.8m (0)	15.4m (1)	1:54.50	28.96s	28.78s
1	Fay Irene	2	4.8m	0.0m (0)	0.0m (0)	1:54.88	28.80s	30.28s
8	Uncle Gregory	3	11.4m	19.0m (0)	19.2m (1)	1:55.39	28.88s	29.39s
2	War Western	4	13.7m	8.9m (1)	11.0m (1)	1:55.57	28.98s	30.17s
5	Bodyline	5	16.6m	23.6m (0)	22.5m (0)	1:55.80	28.80s	29.56s
4	Smooth Rolling	6	17.7m	5.8m (0)	8.2m (0)	1:55.89	29.00s	30.69s
9	Jacks Up	7	20.2m	9.8m (0)	12.6m (0)	1:56.08	29.04s	30.56s
7	Seamark	8	36.2m	14.1m (1)	19.2m (2)	1:57.34	29.22s	31.34s
6	Hasler	9	44.2m	21.6m (1)	26.9m (2)	1:57.96	29.26s	31.40s
3	Bring Your Best	10	65.3m	3.7m (1)	25.2m (1)	1:59.62	30.38s	33.18s

Finish Position and metres gained

First Arrow shows distance gain/loss from 2nd Qtr to 3rd Qtr,
Second Arrow shows distance gain/loss from 3rd Qtr to Finish
Blue arrow indicates best gain in these quarters.



800

Visual positions in race at 2nd Quarter



400

Visual positions in race at 3rd Quarter



Powered by



Harness Analyser

Sectional Analysis Software

Not just form | Free Trial

www.facebook.com/PJHarnessRacing



RISE Digital, Harness Racing Australia nor the provider accepts any responsibility for the completeness or accuracy of any of the information contained herein, and makes no representations about its suitability for any particular purpose. Users should make their own judgements about those matters and/or seek independent advice. You assume all risks associated with use of data provided on this page

Newcastle Race 7 Distance 1609m

Friday, 29 August 2025


Gross Time: 1:56.40 MileRate: 1:56.40 LeadTime: 0.00s First Qtr: 28.60s Second Qtr: 30.90s Third Qtr: 29.50s Fourth Qtr: 27.30s

DATA TABLE: 800 / 400 Posi's are position from leader and (how wide the horse was at that position)

NoHorse	Plc	Mar	800 Posi	400 Posi	Time	3rd Qtr	4th Qt
5 Upstream	1	0.0m	4.4m (0)	4.0m (0)	1:56.40	29.46s	27.02s
9 Kasbah	2	0.5m	0.0m (0)	0.0m (0)	1:56.44	29.50s	27.34s
1 Oak Ridge	3	4.6m	8.2m (0)	7.9m (0)	1:56.73	29.46s	27.07s
4 Feisty Tiger	4	14.1m	12.0m (0)	12.5m (0)	1:57.41	29.50s	27.43s
2 Roobee	5	17.9m	16.4m (0)	16.4m (0)	1:57.69	29.46s	27.43s
7 Addocar	6	19.0m	4.6m (1)	3.4m (1)	1:57.77	29.40s	28.43s
8 Whens Lunch	7	22.8m	9.6m (1)	8.5m (1)	1:58.04	29.40s	28.34s
3 Syncopated Shuffle	8	24.3m	18.3m (1)	16.4m (1)	1:58.15	29.32s	27.89s
6 Lucy Styles	9	33.7m	13.9m (1)	12.5m (1)	1:58.82	29.36s	28.84s

Finish Position and metres gained

First Arrow shows distance gain/loss from 2nd Qtr to 3rd Qtr,
Second Arrow shows distance gain/loss from 3rd Qtr to Finish
Blue arrow indicates best gain in these quarters.



Visual positions in race at 2nd Quarter



Visual positions in race at 3rd Quarter

Newcastle Race 8 Distance 1609m

Friday, 29 August 2025

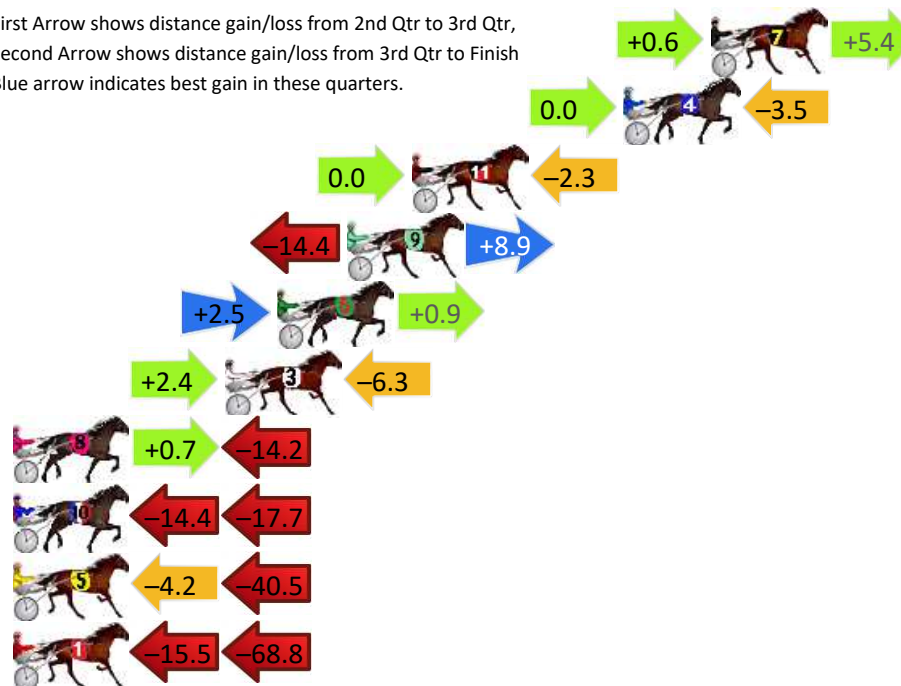
Gross Time: 1:55.50 MileRate: 1:55.50 LeadTime: 0.00s First Qtr: 28.30s Second Qtr: 31.00s Third Qtr: 28.30s Fourth Qtr: 27.90s

DATA TABLE: 800 / 400 Posi's are position from leader and (how wide the horse was at that position)

NoHorse	Plc	Mar	800 Posi	400 Posi	Time	3rd Qtr	4th Qt
7 Papi Rocks	1	0.0m	6.0m (1)	5.4m (1)	1:55.50	28.26s	27.52s
4 Lewie Kelly	2	3.5m	0.0m (0)	0.0m (0)	1:55.76	28.30s	28.16s
11 Modern Mischief	3	12.0m	9.7m (1)	9.7m (0)	1:56.38	28.30s	28.10s
9 Line Of Courage	4	14.6m	9.1m (0)	23.5m (1)	1:56.57	29.30s	27.33s
6 Adelaide Bee Cee	5	17.4m	20.8m (1)	18.3m (1)	1:56.78	28.12s	27.90s
3 Seaside Drive	6	19.5m	15.6m (1)	13.2m (1)	1:56.93	28.12s	28.41s
8 Onedins Crusade	7	39.4m	25.9m (0)	25.2m (2)	1:58.39	28.24s	29.03s
10 Rockin Miss Regina	8	45.8m	13.7m (0)	28.1m (1)	1:58.86	29.30s	29.30s
5 Krusty Krunch	9	72.0m	27.3m (1)	31.5m (2)	2:00.78	28.58s	30.98s
1 Manhattan Master	10	88.9m	4.6m (0)	20.1m (0)	2:02.02	29.38s	33.02s

Finish Position and metres gained

First Arrow shows distance gain/loss from 2nd Qtr to 3rd Qtr,
Second Arrow shows distance gain/loss from 3rd Qtr to Finish
Blue arrow indicates best gain in these quarters.



Visual positions in race at 2nd Quarter

800



Visual positions in race at 3rd Quarter

400



Powered by



Harness Analyser

Sectional Analysis Software

Not just form | Free Trial

www.facebook.com/PJHarnessRacing



RISE Digital, Harness Racing Australia nor the provider accepts any responsibility for the completeness or accuracy of any of the information contained herein, and makes no representations about its suitability for any particular purpose. Users should make their own judgements about those matters and/or seek independent advice. You assume all risks associated with use of data provided on this page

Newcastle Race 9 Distance 1609m

Friday, 29 August 2025

Gross Time: 1:57.80 MileRate: 1:57.80 LeadTime: 0.00s First Qtr: 28.60s Second Qtr: 29.90s Third Qtr: 29.10s Fourth Qtr: 30.20s

DATA TABLE: 800 / 400 Posi's are position from leader and (how wide the horse was at that position)

NoHorse	Plc	Mar	800 Posi	400 Posi	Time	3rd Qtr	4th Qt
10 Lochinvar Marcello	1	0.0m	12.2m (0)	11.9m (0)	1:57.80	29.10s	29.32s
5 You Are My Wish	2	4.2m	22.4m (1)	7.1m (3)	1:58.13	28.00s	30.01s
4 Designa Label	3	7.9m	7.5m (1)	5.4m (2)	1:58.42	28.96s	30.42s
9 Goldnglitz	4	9.8m	7.8m (0)	7.6m (0)	1:58.57	29.10s	30.41s
3 Rock Am Alyeska	5	10.6m	0.0m (0)	0.0m (0)	1:58.64	29.10s	31.04s
1 A Little Dilemma	6	11.2m	3.9m (0)	3.8m (0)	1:58.69	29.10s	30.81s
7 Aderfaki	7	15.5m	3.1m (1)	2.7m (1)	1:59.03	29.08s	31.23s
6 Altiano	8	17.2m	17.4m (1)	9.2m (2)	1:59.16	28.52s	30.88s
2 Miki Be Free	9	18.0m	12.5m (1)	8.1m (1)	1:59.22	28.80s	31.02s
8 Reckless Convict	10	28.9m	27.1m (2)	24.7m (0)	2:00.09	28.96s	30.67s

Finish Position and metres gained

First Arrow shows distance gain/loss from 2nd Qtr to 3rd Qtr,
Second Arrow shows distance gain/loss from 3rd Qtr to Finish
Blue arrow indicates best gain in these quarters.

